

## 2019 Annual Report

Skyline College

3300 College Drive  
San Bruno, CA 94066

3300 College Drive

Degree(s) Awarded: Certificate

Length of Program(s): 12 months

<b>Program Director</b>	Alice Erskine, CST, RN, MSN, CNOR
Title:	Program Director
Address:	Skyline College 3300 College Drive
City, State Zip	San Bruno, CA 94066
Phone Number:	(650) 738-4470
Fax Number:	(650) 738-4299
Email Address:	erskine@smccd.edu

## 2019 Annual Report

### ENROLLMENT DATA:

Maximum Number of Students per Cohort: 25

Maximum Number of Cohorts (Starts) per Year: 1

Maximum Enrollment Capacity: 25

Current New Students Enrolled (8/1/2018 to 7/31/2019): 24

Current Students Enrolled From Previous Academic Year: 2

Current Enrollment: 26

ENROLLMENT ANALYSIS - analysis of 8/1/2018 to 7/31/2019: A student, who did not complete the program from a previous cohort, was not expected to return from a previous cohort. This was not factored into the total number of enrollees for this year thus increasing "Total Students Enrolled" one over "Maximum Enrollment Capacity"

Does the program enroll at or below the program's stated maximum enrollment capacity? NO

ENROLLMENT PLAN OF ACTION AND TIMELINE FOR IMPLEMENTATION: Action Plan for Program Enrollment

Lab Ratio: 10/1

### Academic Breaks:

06/14/2019-06/14/2019,  
06/21/2019-06/21/2019,  
06/28/2019-06/28/2019,  
06/28/2019-06/28/2019,  
07/04/2019-07/04/2019,  
07/05/2019-07/05/2019,  
07/12/2019-07/12/2019,  
07/19/2019-07/19/2019,  
07/26/2019-07/26/2019,  
08/02/2019-08/02/2019,  
08/08/2019-08/13/2019,  
08/09/2019-08/09/2019,  
08/16/2019-08/16/2019,  
08/23/2019-08/23/2019,  
08/30/2019-08/30/2019,  
09/02/2019-09/02/2019,  
09/06/2019-09/06/2019,  
09/13/2019-09/13/2019,  
09/20/2019-09/20/2019,  
09/27/2019-09/27/2019,  
10/04/2019-10/04/2019,  
10/09/2019-10/09/2019,  
10/11/2019-10/11/2019,  
10/18/2019-10/18/2019,  
10/25/2019-10/25/2019,

## 2019 Annual Report

11/01/2019-11/01/2019,  
11/08/2019-11/08/2019,  
11/11/2019-11/11/2019,  
11/15/2019-11/15/2019,  
11/22/2019-11/22/2019,  
11/28/2019-11/30/2019,  
12/06/2019-12/06/2019,  
12/13/2019-01/08/2020,  
01/20/2020-01/20/2020,  
02/14/2020-02/17/2020,  
04/05/2020-04/12/2020

Tuition/Fees: In-State: \$3,000.00      Out of State: \$10,100.00

Institutional Accrator(s): Western Association of Schools and Colleges Accrediting Commission for Community and Junior Colleges (WASC-ACCJC)  
Council for Higher Education Accreditation

### **PROGRAM ADVISORY COMMITTEE (PAC) DATA:**

Date(s) of PAC Meeting(s): 10/17/2018, 02/20/2019

**2019 Annual Report**

## PAC MEMBERS:

Ceamon Rhodes - Current Student

Jamari Bates - Current Student

Jamaal Philyaw - ST Program Graduate - Verified Non-Faculty

Monica Franciosa - ST Program Faculty

Alice Erskine - ST Program Faculty

Mary McKay - ST Program Faculty

Raymond Hernandez - School Administrator

Dolly Chan - ST Employer - Verified Non-Faculty

Colleen Fiammengo - ST Employer - Verified Non-Faculty

Anjanette Pong - ST Employer - Verified Non-Faculty

Andrew Rosenberg - Physician - Verified Non-Faculty

Josh Blair - Practicing CST - Verified Non-Faculty

Robert Labarthe - Public Member - Verified Non-Faculty

Carol Labarthe - Public Member - Verified Non-Faculty

Attachments: PAC Minutes of Feb. 20, 2019

<b>BUDGET:</b>	<b>AR 2019</b>	<b>AR 2018</b>	<b>AR 2017</b>
Supplies & Equipment:	\$3,000	\$6,000	\$6,000
Capital Expenditures:	\$10,000	\$0	\$0
Professional Dev:	\$5,000	\$3,000	\$3,000

BUDGET ANALYSIS: The budget is sufficient to provide the students and staff with adequate supplies, equipment, and teaching/ learning tools. The program budget is supplemented with monies from grants and donations of supplies and equipment from the healthcare community and vendors.

**2019 Annual Report****CLINICAL AFFILIATE SITES:**

Name of Institution	City, State	Contact Person	Telephone Number	# of Scrub Slots Available	Site/Contract Status
San Francisco General Hospital	San Francisco, CA	Joy Kwong	(415) 206-8134	0	Existing Site Without Changes
Santa Clara Valley Medical Center	San Jose, CA	Gina Bommarito	(408) 885-5248	1	Existing Site Without Changes
Stanford Health Services	Stanford, CA	Anna Chozet Griggs	(650) 725-4834	2	Existing Site Without Changes
Lucille Packard Children's Hospital	Palo Alto, CA	Emilie Cervantes	(650) 863-9159	1	Existing Site Without Changes
Children's Hospital Oakland	Oakland, CA	Scout Hebink	(510) 428-3218	1	Existing Site Without Changes
Saint Francis Memorial Hospital	San Francisco, CA	Amy Long	(415) 353-6743	1	Existing Site Without Changes
Kaiser Permanente Hospital	San Leandro, CA	Jennifer Mendenhall	(510) 675-5532	0	Existing Site Without Changes
Kaiser Fremont	Fremont, CA	Patricia Kim	(510) 248-5615	1	Existing Site Without Changes
Kaiser Santa Rosa	Santa Rosa, CA	Kory McGuire	(707) 571-4504	1	Existing Site Without Changes
Kaiser South San Francisco	South San Francisco, CA	Linh Doan	(650) 742-3373	1	Existing Site Without Changes
Mercy Medical Center	Mt. Shasta, CA	Larry Hand	(530) 926-6111	1	Existing Site Without Changes
Veterans Affairs Medical Center	San Francisco, CA	Rennie Paw	(415) 221-4810	1	Existing Site Without Changes
Marin General Hospital	Greenbrae, CA	Jayson Santiago	(415) 925-7958	1	Existing Site Without Changes
California Pacific Medical Center Pacific	San Francisco, CA	Alicia Chen	(415) 600-3288	1	Existing Site Without Changes
Kaiser Permanente	San Jose, CA	Charlene Wade	(408) 363-4423	1	Existing Site Without Changes
Santa Rosa Memorial	Santa Rosa, CA	Myrna Jafari	(707) 525-3210	1	Existing Site Without Changes
San Mateo General	San Mateo, CA	Vicky Magana	(650) 573-2211	1	Existing Site Without Changes

(ARC/STSA)

**2019 Annual Report**

California Pacific Med Center Davies	San Francisco, CA	Jill Ley	(415) 600-5287	1	Existing Site Without Changes
John Muir Medical Center	Walnut Creek, CA	Lauren Avalos	(925) 285-4313	1	Existing Site Without Changes
Veterans Affairs Medical Center	Palo Alto, CA	Floyd Robinson	(650) 493-5000	2	Existing Site Without Changes
Stanford Outpatient Surgery Center	Redwood City, CA	Amy Simpel	(650) 721-7332	1	Existing Site Without Changes
Saint Mary's Medical Center	San Francisco, CA	Joan Guy	(415) 750-4022	1	Existing Site Without Changes
Kaiser Medical Center	San Francisco, CA	Kathy Downs Phoenix	(415) 833-4790	1	Existing Site Without Changes
El Camino Med Center Los Gatos	Los Gatos, CA	Judy Moreno	(408) 866-3934	1	Existing Site Without Changes
University of California Parnassus	San Francisco, CA	Jeannette Bird	(415) 353-1746	1	Existing Site Without Changes
Kaiser Medical Center	Walnut Creek, CA	Katie Larson	(925) 295-5455	1	Existing Site Without Changes
Kaiser Permanente	Antioch, CA	Julie Gurecki	(925) 813-7005	1	Existing Site Without Changes
Petaluma Valley Hospital	Petaluma, CA	Judy Wilhelm	(707) 778-2624	1	Existing Site Without Changes
Washington Hospital	Fremont, CA	Lynn Milam	(510) 494-7019	1	Existing Site Without Changes
El Camino Medical Center	Mountain View, CA	Renee Pink	(650) 940-7333	1	Existing Site Without Changes
Alta Bates Summit MC Ashby	Berkely, CA	Colleen Fiamengo	(510) 204-1526	1	Existing Site Without Changes
Stanford ValleyCare Medical Center	Pleasanton, CA	Christy Kerling	(925) 416-7101	1	Existing Site Without Changes
Alta Bates Summit MC Summit campus	Oakland, CA	Colleen Fiammengo	(510) 869-6581	1	Existing Site Without Changes
Eden Medical Center	Castro Valley, CA	Bret Stover	(510) 889-5001	1	Existing Site Without Changes
Kaiser Permanente	Oakland, CA	Sumi Yi	(510) 752-6235	1	Existing Site Without Changes
Kaiser Permanente	Redwood City, CA	Ria Domingo	(650) 299-3136	1	Existing Site Without Changes

(ARC/STSA)

**2019 Annual Report**

Kaiser Permanente	Richmond, CA	Alan Sendaydiego	(510) 221-9923	1	Existing Site Without Changes
Kaiser Permanente	San Rafael, CA	Marisol Medina	(415) 444-2183	1	Existing Site Without Changes
Kaiser Permanente	Santa Clara, CA	Jeff Bolton	(408) 851-6230	1	Existing Site Without Changes
Kaiser Permanente	Vallejo, CA	Norma Kast	(707) 651-9380	1	Existing Site Without Changes
El Camino Surgery Center	Mountain View, CA	Karen Jansen	(650) 961-1200	1	Existing Site Without Changes
Pacific Heights Surgery Center	San Francisco, CA	Kara Maiko	(415) 567-1171	1	Existing Site Without Changes
Presidio Surgery Center	San Francisco, CA	Andre Schotte	(415) 346-1218	1	Existing Site Without Changes
San Mateo Surgery Center	San Mateo, CA	Katherine Altonaga	(650) 570-0529	1	Existing Site Without Changes
Sequoia Health Services	Redwood City, CA	Duchess Pimentel	(650) 367-5632	1	Existing Site Without Changes
University of California San Francisco Mission Bay	San Francisco, CA	Anjal Pong	(415) 476-1014	1	Existing Site Without Changes
Mills-Peninsula Hospital	San Mateo, CA	Michael Domingo	(650) 696-4592	1	Existing Site Without Changes
California Pacific Medical Center Van Ness	San Francisco, CA	Jill Ley	(415) 600-6000	1	Existing Site Without Changes
California Pacific Medical Center Mission	San Francisco, CA	Jill Ley	(415) 600-6000	1	Existing Site Without Changes
El Camino Los Gatos Hospital	Los Gatos, CA	Judy Moreno	(408) 866-3934	1	Existing Site Without Changes
University of California at San Francisco Mt. Zion	San Francisco, CA	Barbara Sowle	(415) 885-7359	1	Existing Site Without Changes

## 2019 Annual Report

Attachments:

### Program Personnel:

**President/CEO** Regina Stanback-Stroud, EdD, RN, MS  
Title: President, Skyline College  
Address: Skyline College  
3300 College Drive  
City, State Zip San Bruno, CA 94066  
Phone Number: (650) 738-4111  
Fax Number: (650) 738-4299  
Email Address: stroudr@smccd.edu

**Dean** Raymond Hernandez, BS, MPH, RRT, MPH  
Title: Dean, Math/Science/Technology  
Address: Skyline College  
3300 College Drive  
City, State Zip San Bruno, CA 94066  
Phone Number: (650) 738-4354  
Fax Number: (650) 738-4299  
Email Address: hernandezr@smccd.edu

### Program Core Faculty:

Monica Watts Franciosa, BS, CST, MA Clinical Coordinator  
Supporting Documents: Clinical Coordinator form

### Other Program Personnel:

Mary McKay, AS, CST Instructional Aide



**2019 Annual Report****PROGRAM OUTCOMES:****RETENTION (RET):**RET CURRENT DATA **(8/1/2017-7/31/2018)**

# of Students Enrolled	# of Students Graduated	% of Students Graduated
23	21	91%

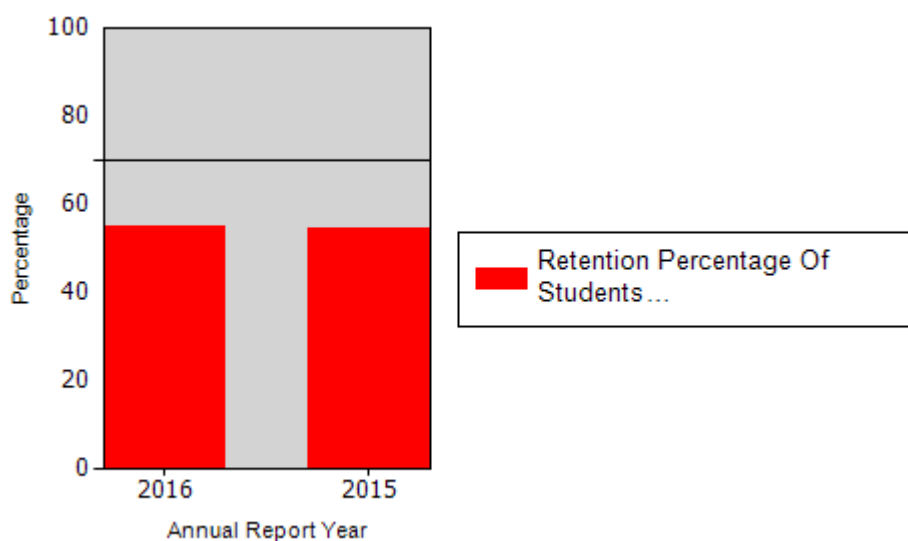
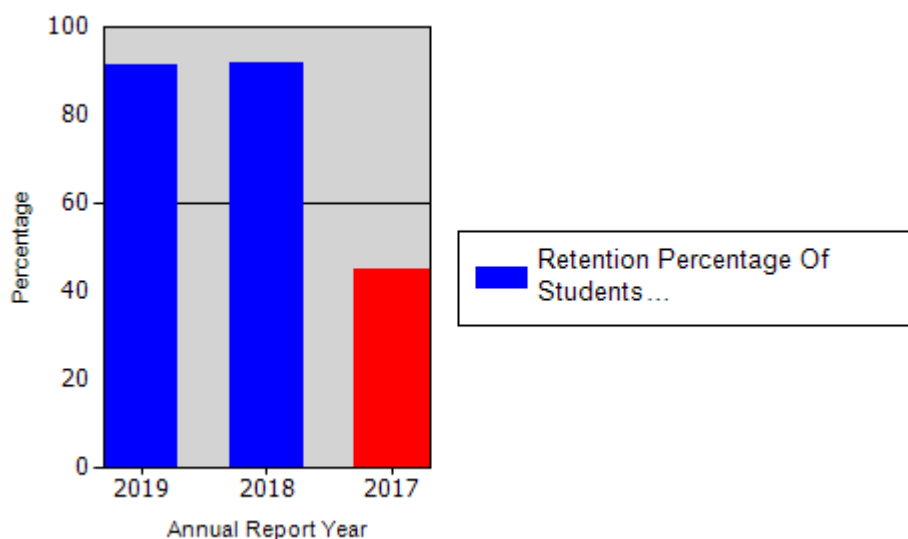
RETENTION ANALYSIS (analysis of 8/1/2017-7/31/2018): The Program has exceeded the minimum retention rate of 60%.

Does the program meet the ARC/STSA threshold for retention? YES

## 2019 Annual Report

RET TRENDS DATA:

Annual Reporting Year	Academic Year	# of Students Enrolled	# of Students Graduated	% of Students Graduated
2019	8/1/2017 - 7/31/2018	23	21	91%
2018	8/1/2016 - 7/31/2017	24	22	92%
2017	8/1/2015 - 7/31/2016	20	9	45%
2016	8/1/2014 - 7/31/2015	31	17	55%
2015	8/1/2013 - 7/31/2014	22	12	55%



RETENTION TRENDS ANALYSIS (analysis of 8/1/2015-7/31/2018): The retention rate for the last 2 years continues to remain much higher than the standard threshold.

Does the program meet or exceed the ARC/STSA threshold for retention for all 3 years? NO

**2019 Annual Report**

Does the program meet or exceed the ARC/STSA threshold for the most recent year (8/1/2017-7/31/2018)? YES

**2019 Annual Report**

## 2019 Annual Report

### OUTCOMES ASSESSMENT EXAM (OAE):

OAE-PARTICIPATION RATE - CURRENT DATA **(8/1/2017-7/31/2018)**

Outcomes Assessment Exam elected for this reporting year: CST

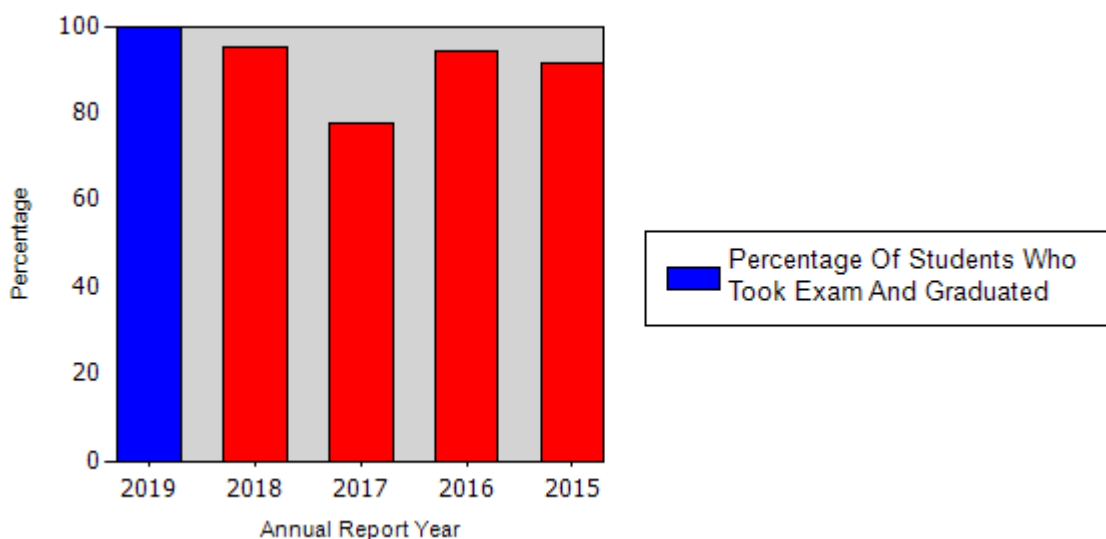
# of Students Graduated	# of Students Who Took Exam	% of Students Who Took Exam
21	21	100%

ANALYSIS OF OAE PARTICIPATION AND REPORT RESULTS: The Participation Rate and Pass Rate for this year meet the minimum standard.

Does the program meet the ARC/STSA threshold for CST Exam participation rate? YES

### OAE-CST PARTICIPATION RATE - TRENDS DATA

Annual Reporting Year	Academic Year	# of Students Graduated [CST Exam-eligible]	# of Students Who Took CST Exam	% of Students Who Took CST Exam
2019	8/1/2017 - 7/31/2018	21	21	100%
2018	8/1/2016 - 7/31/2017	22	21	95%
2017	8/1/2015 - 7/31/2016	9	7	78%
2016	8/1/2014 - 7/31/2015	17	16	94%
2015	8/1/2013 - 7/31/2014	12	11	92%



OUTCOMES ASSESSMENT EXAM [CST EXAM] TRENDS ANALYSIS (analysis of 8/1/2015-7/31/2018): Participation in taking the CST exam was made mandatory for completing the program for Class Year 2017 onward. One student who was from an earlier cohort when it was not mandatory opted not to take the exam in 2017. Since that time, we have had 100% participation. A course was also added to prepare the students to take the CST exam. The pass

(ARC/STSA)

**2019 Annual Report**

rate for Academic Year 2017-18 is lower than the year before, possibly reflecting a need to revise this preparatory course.

Does the program meet or exceed the ARC/STSA threshold for Outcomes Assessment Exam [CST Exam] participation rate (100%) for all 3 years? NO

Does the program meet or exceed the ARC/STSA threshold for Outcomes Assessment Exam [CST Exam] participation rate (100%) for the most recent year (8/1/2017-7/31/2018)? YES

OAE-CST PASS RATE - CURRENT DATA

**(8/1/2017-7/31/2018)**

Outcomes Assessment Exam elected for this reporting year: CST

# of Students Graduated [CST Exam-	# of Students Who Took CST Exam	# of Students Who Passed CST Exam	% of Students Who Passed CST Exam
21	21	15	71%

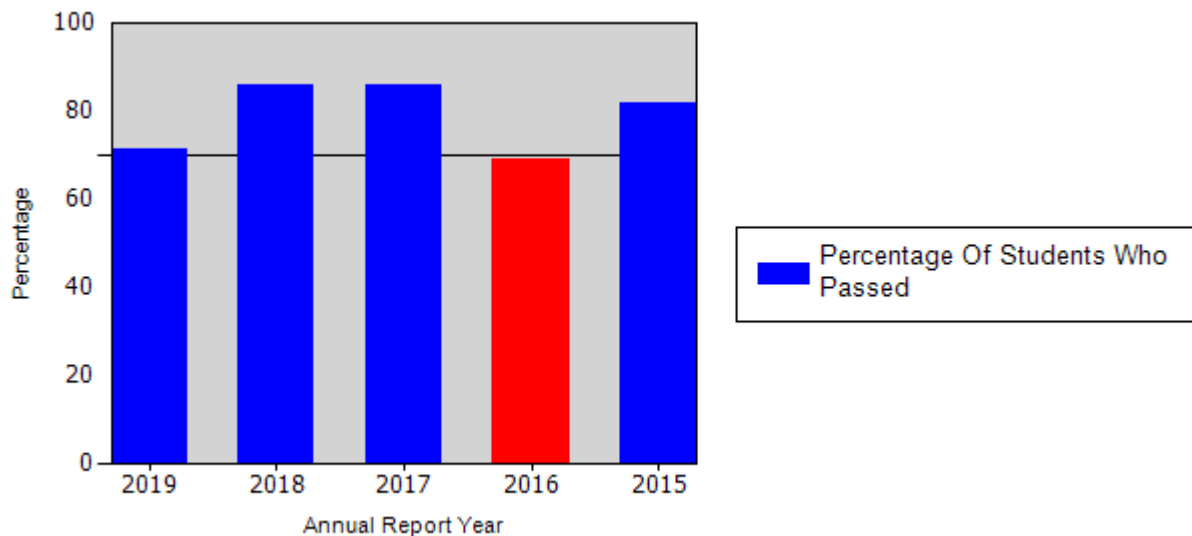
Does the program meet the ARC/STSA threshold for CST Exam pass rate? YES

OAE-CST PASS RATE - TRENDS DATA

Annual Reporting Year	Academic Year	OAE Reported	# of Students Graduated [CST Exam-eligible]	# of Students Who Took CST Exam	# of Students Who Passed CST Exam*	% of Students Who Passed
2019	8/1/2017 - 7/31/2018	CST	21	21	15	71%
2018	8/1/2016 - 7/31/2017	CST	22	21	18	86%
2017	8/1/2015 - 7/31/2016	CST	9	7	6	86%
2016	8/1/2014 - 7/31/2015	CST	17	16	11	69%
2015	8/1/2013 - 7/31/2014	CST	12	11	9	82%

\* CST Exam Pass Rate = 70%

**2019 Annual Report**



OUTCOMES ASSESSMENT EXAM [CST EXAM] PASS RATE TRENDS ANALYSIS (analysis of 8/1/2015-7/31/2018): Participation in taking the CST exam was made mandatory for completing the program for Class Year 2017 onward. One student who was from an earlier cohort when it was not mandatory opted not to take the exam in 2017. Since that time, we have had 100% participation. A course was also added to prepare the students to take the CST exam. The pass rate for Academic Year 2017-18 is lower than the year before, possibly reflecting a need to revise this preparatory course.

Does the program meet or exceed the ARC/STSA threshold for Outcomes Assessment Exam [CST Exam] pass rate (70%) for all 3 years? YES

## 2019 Annual Report

### GRADUATE PLACEMENT (GP):

GP CURRENT DATA (8/1/2017-7/31/2018)

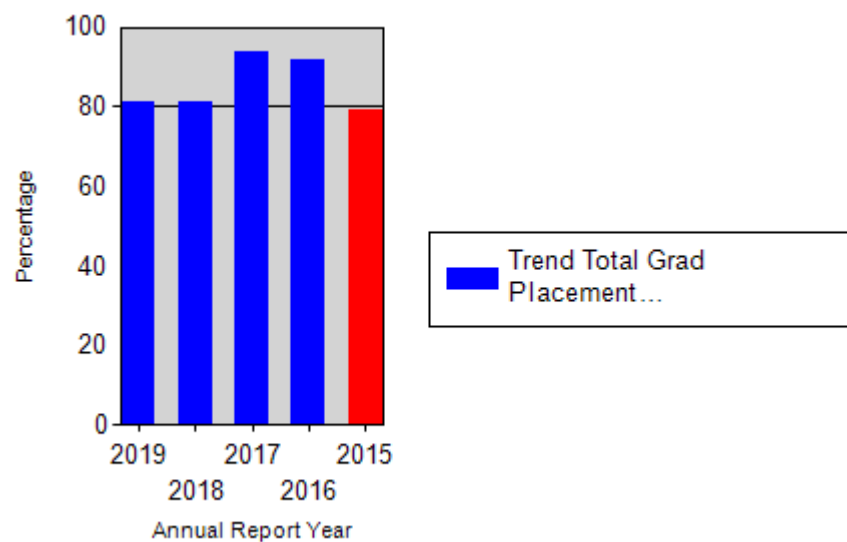
ST Employed	ST Employed & Cont Ed %	Cont Ed %	Total Grads Placed %
71%	0%	10%	81%

GRADUATE PLACEMENT OUTCOMES ANALYSIS (analysis of 8/1/2017-7/31/2018): The Program has met the threshold.

Does the program meet the ARC/STSA threshold for graduate placement (80%)? YES

GP TRENDS DATA

Annual Reporting Year	Academic Year	# of Students Graduated	ST Employed	ST Employed & Cont Ed	Cont Ed	Total Grad Placement	Total Grad Placement %
2019	8/1/2017 - 7/31/2018	21	15	0	2	17	81%
2018	8/1/2015 - 7/31/2017	31	25	0	0	25	81%
2017	8/1/2014 - 7/31/2015	17	15	0	1	16	94%
2016	8/1/2013 - 7/31/2014	12	10	0	1	11	92%
2015	8/1/2012 - 7/31/2013	14	9	0	2	11	79%



GRADUATE PLACEMENT OUTCOMES TREND ANALYSIS (analysis of 8/1/2015-7/31/2018): Placements have improved in the last 3 years due to new healthcare facilities being built in the San Francisco Bay Area.

Does the program meet or exceed the ARC/STSA threshold for graduate placement for all 3 years? YES



**2019 Annual Report**

## 2019 Annual Report

### EMPLOYER SATISFACTION (ES):

ES SURVEY OUTCOMES - CURRENT DATA

(8/1/2017-7/31/2018)

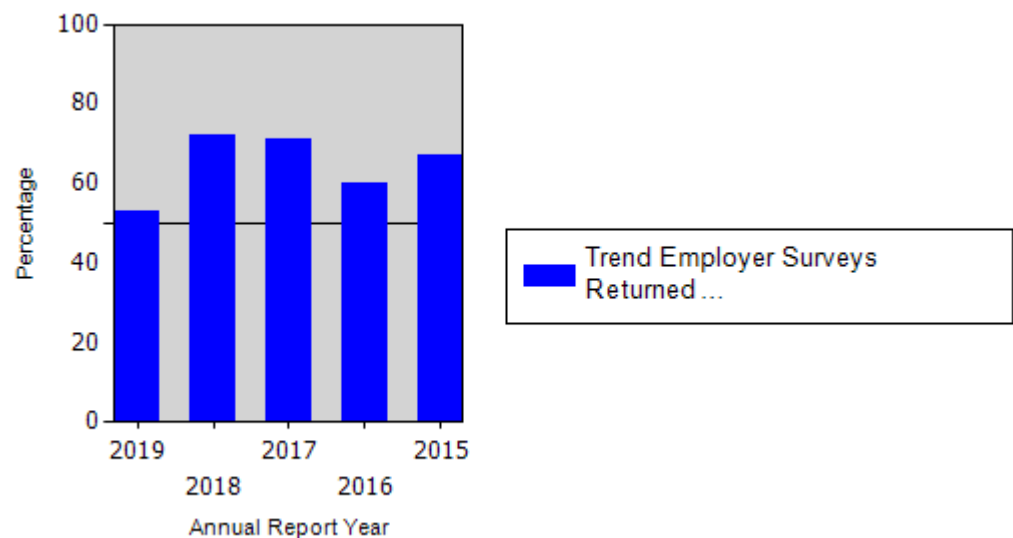
Employer Survey Return	Employer Satisfaction %
53%	100%

EMPLOYER SURVEY RETURN RATE AND SATISFACTION RATE ANALYSIS (analysis of 8/1/2017-7/31/2018): The Employers who returned these surveys are satisfied with the training the graduates have received.

Does the program meet the ARC/STSA threshold for employer survey return rate (50%)? YES

ES RETURN RATE - TRENDS DATA

Annual Reporting Year	Academic Year	# of Employer Surveys Distributed	Employer Survey Return %
2019	8/1/2017 - 7/31/2018	15	53%
2018	8/1/2015 - 7/31/2017	25	72%
2017	8/1/2014 - 7/31/2015	7	71%
2016	8/1/2013 - 7/31/2014	10	60%
2015	8/1/2012 - 7/31/2013	9	67%



EMPLOYER SURVEY RETURN RATE TREND ANALYSIS (analysis of 8/1/2015-7/31/2018): With those employers that returned employer surveys, the healthcare facilities remain satisfied with the quality of the surgical technology program.

Does the program meet or exceed the ARC/STSA threshold for employer survey return rate (50%) for all 3 years? YES

## 2019 Annual Report

Does the program meet or exceed the ARC/STSA threshold for employer survey return rate (50%) for the most recent year? (8/1/2017-7/31/2018)? YES

ES SATISFACTION RATE - CURRENT DATA

**(8/1/2017-7/31/2018)**

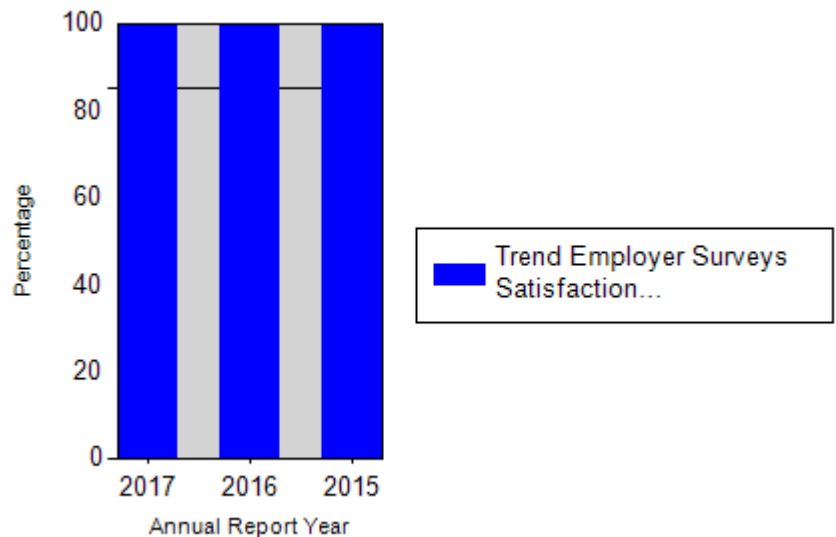
Employer Survey	Employer Satisfaction %
53%	100%

EMPLOYER SURVEY RETURN RATE AND SATISFACTION RATE ANALYSIS (analysis of 8/1/2017-7/31/2018): The Employers who returned these surveys are satisfied with the training the graduates have received.

Does the program meet the ARC/STSA threshold for employer survey satisfaction rate (85%)? YES

ES SATISFACTION RATE - TRENDS DATA

Annual Reporting	Academic Year	# of Employer Surveys Distributed	Employer Satisfaction %
2019	8/1/2017 - 7/31/2018	15	100%
2018	8/1/2015 - 7/31/2017	25	100%
2017	8/1/2014 - 7/31/2015	7	100%
2016	8/1/2013 - 7/31/2014	10	100%
2015	8/1/2012 - 7/31/2013	9	100%



EMPLOYER SURVEY SATISFACTION RATE TREND ANALYSIS (analysis of 8/1/2015-7/31/2018): With those employers that returned employer surveys, the healthcare facilities remain satisfied with the quality of the surgical technology program.

## **2019 Annual Report**

Does the program meet or exceed the ARC/STSA threshold for employer survey satisfaction rate (85%) for all 3 years? YES

Does the program meet or exceed the ARC/STSA threshold for employer survey satisfaction rate (85%) for the most recent year? (8/1/2017-7/31/2018)? YES

**2019 Annual Report**

## 2019 Annual Report

### **GRADUATE SATISFACTION (GS):**

GS SURVEY OUTCOMES - CURRENT DATA (8/1/2017-7/31/2018)

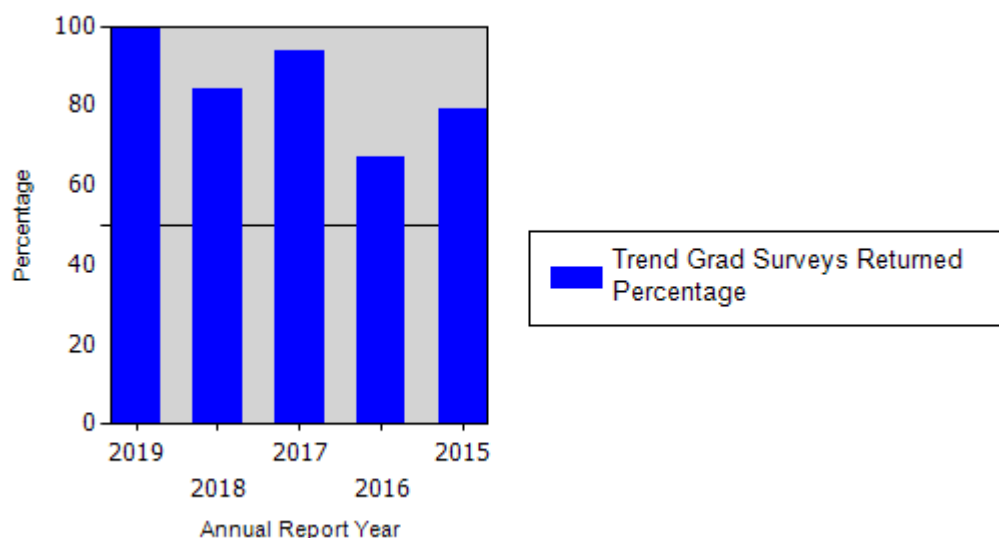
Graduate Surveys	Graduate Satisfaction %
100%	95%

GRADUATE SURVEY RETURN RATE AND SATISFACTION RATE ANALYSIS (analysis of 8/1/2017-7/31/2018): The thresholds have been met.

Does the program meet the ARC/STSA threshold for graduate survey return rate (50%)? YES

GS RETURN RATE - TRENDS DATA

Annual Reporting	Academic Year	# of Graduate Surveys Distributed	Graduate Survey Return %
2019	8/1/2017 - 7/31/2018	21	100%
2018	8/1/2015 - 7/31/2017	31	84%
2017	8/1/2014 - 7/31/2015	17	94%
2016	8/1/2013 - 7/31/2014	12	67%
2015	8/1/2012 - 7/31/2013	14	79%



GRADUATE SURVEY RETURN RATE TREND ANALYSIS (analysis of 8/1/2015-7/31/2018): Return rates have increased since the survey has been administered prior to the grads taking the Web-Based CST Exam on site. Satisfaction rates remain high.

Does the program meet or exceed the ARC/STSA threshold for graduate survey return rate (50%) for all 3 years? YES

## 2019 Annual Report

Does the program meet or exceed the ARC/STSA threshold for graduate survey return rate (50%) for the most recent year? (8/1/2017-7/31/2018)? YES

### GS SATISFACTION RATE - CURRENT DATA (8/1/2017-7/31/2018)

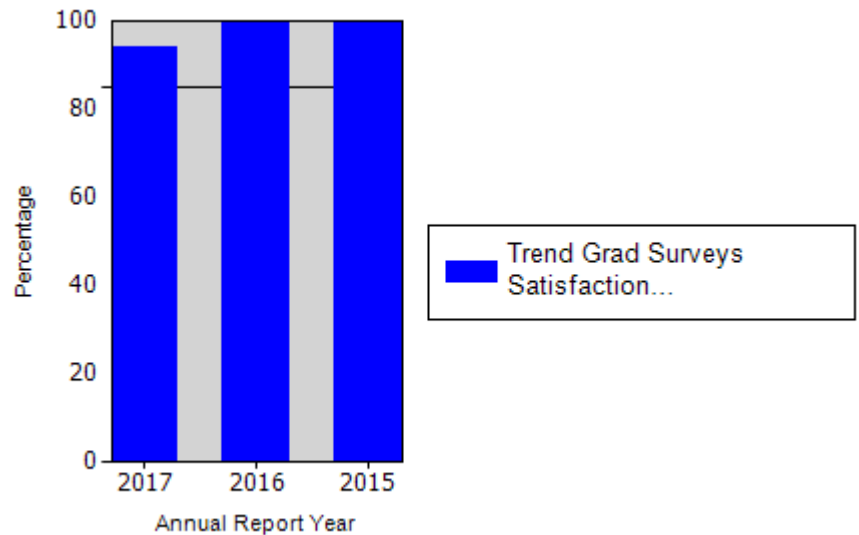
Graduate Surveys	Graduate Satisfaction %
100%	95%

GRADUATE SURVEY RETURN RATE AND SATISFACTION RATE ANALYSIS (analysis of 8/1/2017-7/31/2018): The thresholds have been met.

Does the program meet the ARC/STSA threshold for graduate survey satisfaction rate (85%)? YES

### GS SATISFACTION RATE - TRENDS DATA

Annual Reporting	Academic Year	# of Graduate Surveys Distributed	Graduate Satisfaction %
2019	8/1/2017 - 7/31/2018	21	95%
2018	8/1/2015 - 7/31/2017	31	92%
2017	8/1/2014 - 7/31/2015	17	94%
2016	8/1/2013 - 7/31/2014	12	100%
2015	8/1/2012 - 7/31/2013	14	100%



GRADUATE SURVEY SATISFACTION RATE TREND ANALYSIS (analysis of 8/1/2015-7/31/2018): Return rates have increased since the survey has been administered prior to the grads taking the Web-Based CST Exam on site. Satisfaction rates remain high.

Does the program meet or exceed the ARC/STSA threshold for graduate survey satisfaction rate (85%) for all 3 years? YES

**2019 Annual Report**

Does the program meet or exceed the ARC/STSA threshold for graduate survey satisfaction rate (85%) for the most recent year? (8/1/2017-7/31/2018)? YES



**2019 Annual Report**

Submission Date: