
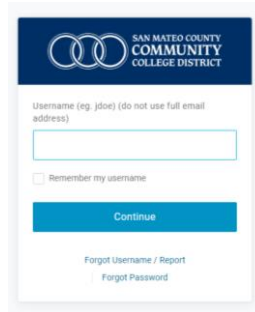


Mapping Student Services PSLOs to ISLOs in Improve

Step 1:

Log in to Improve:

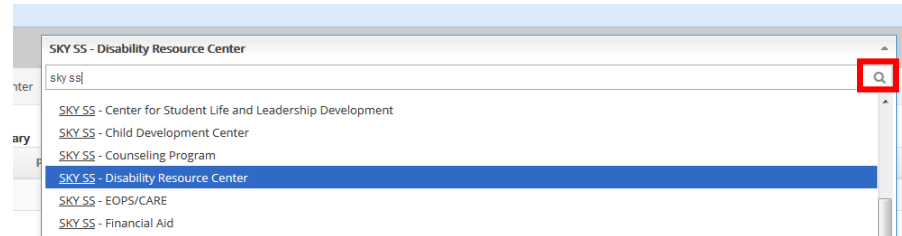
- (a) Use the district single sign-on at <https://smccd.onelogin.com/portal/>, using the first half of your district e-mail address (e.g., wongk) and your usual password, OR
- (b) Access it directly via the button on the [SLOAC Improve](#) page, using the aforementioned user name and password.



Choose Nuventive's Improve (formerly Tracdat)

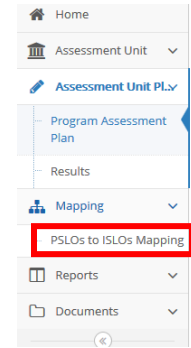
Step 2:

Access the student service area by selecting the correct one from the dropdown menu at the top of the page.



Step 3:

From the options on the left- hand side of the page, click on **Mapping**, and then **PSLOs to ISLOs Mapping**.



Step 4:

Choose Skyline College Institutional SLOs from the left column.

Click in the box of the corresponding PSLOs which align with the Institutional SLOs.

Skyline College Institutional SLOs	PSLOs	
PSLOs	Understanding Matriculation Steps After interacting with the Outreach Office, prospective ...	Enrollment Through strategic recruitment efforts, we will see an increase of student enrollment ...
SKY ISLO: Citizenship- Global Individual Role (#1) the ability to demonstrate an understanding of their individual role in an interconnected world about a ...		
SKY ISLO: Citizenship- Global Interconnectedness (#2) the ability to demonstrate an understanding of how global, national and local organizations, ideas, ...		
SKY ISLO: Citizenship- Scientific Literacy (#3): the ability to demonstrate scientific literacy concerning a range of global issues.		
SKY ISLO: Citizenship- Perspective Shaping (#4): the ability to demonstrate awareness and sensitivity about how their perspectives are shaped by their ...		
SKY ISLO: Citizenship- Cultural Competency (#5): the ability to articulate similarities and contrasts among cultures, demonstrating knowledge of and sensitivi ...		

Step 5:

Click **Save** in the upper right hand corner.

