

DEFINITIONS

Reporting Period	Academic Year(s): 2016-2017 to 2020-2021
Duplicated Headcount (Enrollments)	Counts each student once for every course in which they enroll.
Unduplicated Headcount	Counts each student once and only once, regardless of the number of courses in which they enroll.
Course Success	Grades starting with 'A', 'B', 'C', and 'P' are considered successful – all other letter grades represent unsuccessful outcomes. The success rate is calculated based on the following formula: $\text{Success Rate} = \frac{\text{Number of registrations with grades A, B, C, or P}}{\text{Number of registrations with a non-blank grade}}$ Note that the denominator includes withdrawals, i.e. grades of W.
Course Retention	The percentage of enrollments that earned any letter grade other than W.
Course Withdrawal	The percentage of enrollments that earned a W letter grade.
Data Suppression	The success rates and withdrawal rates for demographic sub-populations of students fewer than 10 are suppressed. These cells are masked with an asterisk (*).
Subpopulations Less Than 1%	For the following sections, if the percent size of a subpopulation is greater than zero but less than 1% then it is shown as "<1%": GENDER & ETHNICITY, AGE & GOAL.
Goals	Goals are grouped as follows: 4 yr stu take class for 4 yr col: Includes the educational goal "4-year students take class for 4-year college" College Preparation: Includes the educational goals "Complete Credits for HS Diplom" and "Improve Basic Skills" CTE Certif/Career Development: Includes the educational goals "Acquire Job Skills/ New Career", "Earn 2 year Certificate without Transfer", "Maintain Certificate/License", "Update Job Skills/ Job Advance", and "Earn Vocational Certificate without Transfer" Degree/Transfer: Includes the educational goals "Earn AA/AS & Transfer to 4 year institution", "Earn AA/AS w/out Transfer", and "Transfer to 4 year institution without AA/AS" Exploratory: Includes all other goals not listed above.
Full-Time Equivalent Faculty (FTEF)	Total faculty workload divided by 15. Excludes faculty workload assigned to sections that were cancelled.
Full-Time Equivalent Students (FTES)	1 FTES = 525 contact hours. Cancelled sections and audit enrollments are excluded from this figure.
Load	Weekly Student Contact Hours (WSCH) ÷ FTEF. Cancelled sections and audit enrollments are excluded from this figure.
Fall Unit Load	Based on the unit enrollment districtwide.
Modality	Hybrid: Includes sections with a Sequence Code beginning with H or an Attribute Code of HYBR. Online: Includes sections with a Sequence Code beginning with O or an Attribute Code of ONLN. Face to Face: Includes all other types of sections. This report includes ALL modalities.
Departments	This report includes ONLY the following department(s): IBUS.
Courses	This report includes ALL courses.

SKYLINE COLLEGE STUDENT CHARACTERISTICS

Department(s): IBUS

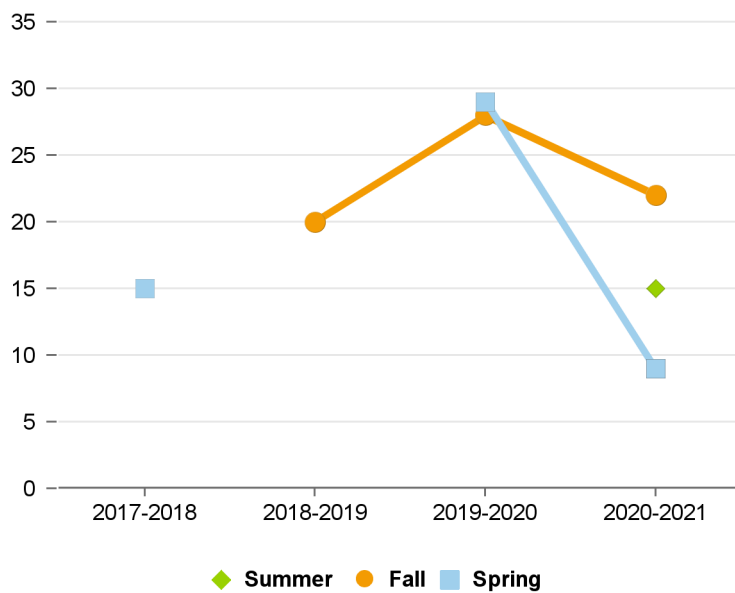
Unduplicated Headcount by Term

	2017-2018	2018-2019	2019-2020	2020-2021
Summer				15
Fall		20	28	22
Spring	15		29	9
Total	15	20	56	44

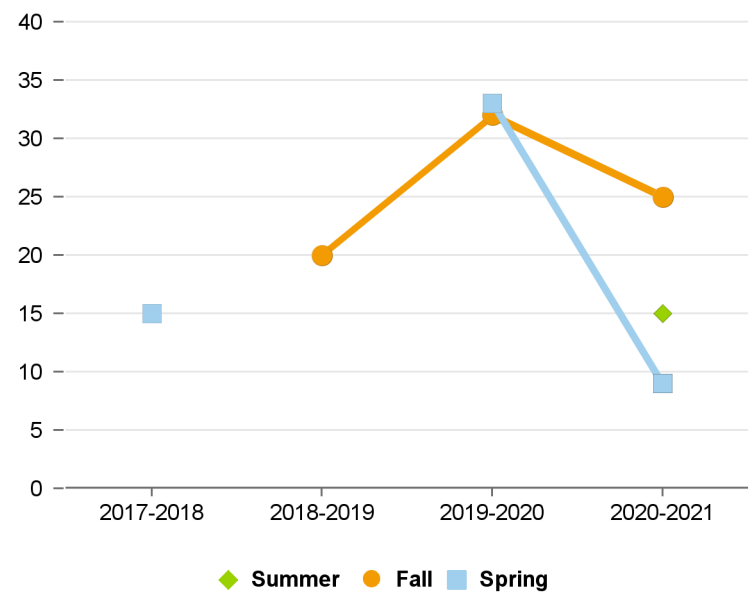
Enrollments by Term

	2017-2018	2018-2019	2019-2020	2020-2021
Summer				15
Fall		20	32	25
Spring	15		33	9
Total	15	20	65	49

Unduplicated Headcount by Term



Enrollments by Term



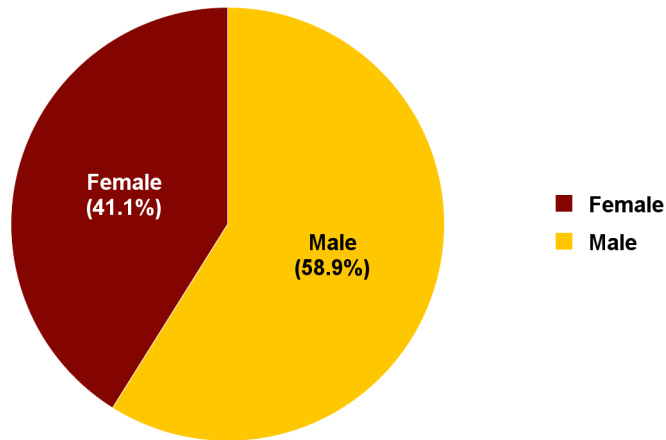
SKYLINE COLLEGE STUDENT CHARACTERISTICS

Department(s): IBUS



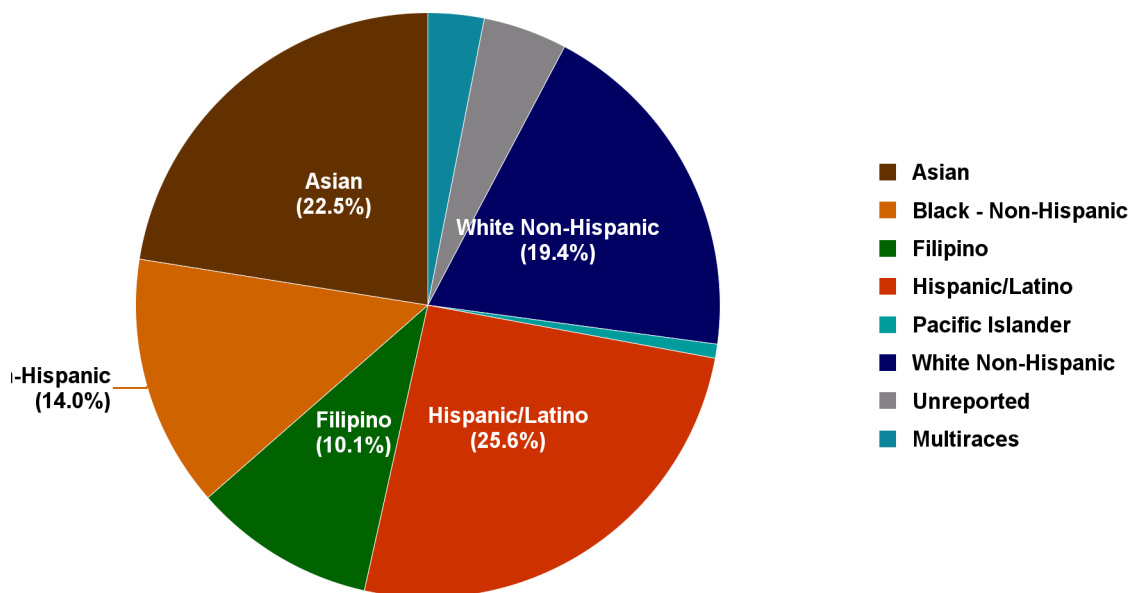
Unduplicated Headcount by Gender

	Female	Male
2017-2018	33.3%	66.7%
2018-2019	40.0%	60.0%
2019-2020	44.6%	55.4%
2020-2021	40.9%	59.1%
Total	53	76
Total %	41.1%	58.9%



Unduplicated Headcount by Ethnicity

	2017-2018	2018-2019	2019-2020	2020-2021	Total	Total %
Asian	20.0%	25.0%	17.9%	29.5%	29	22.5%
Black - Non-Hispanic	13.3%	30.0%	12.5%	11.4%	18	14.0%
Filipino	20.0%	5.0%	8.9%	9.1%	13	10.1%
Hispanic/Latino	33.3%	20.0%	23.2%	27.3%	33	25.6%
Pacific Islander			1.8%		1	<1%
White Non-Hispanic	6.7%	20.0%	26.8%	13.6%	25	19.4%
Unreported			7.1%	4.5%	6	4.7%
Multiraces	6.7%		1.8%	4.5%	4	3.1%
Total	15	20	56	44	129	100.0%



Unduplicated Headcount by Age

	2017-2018	2018-2019	2019-2020	2020-2021	Total	Total %
Age Under 18				15.9%	7	5.4%
Age 18 - 22	13.3%	15.0%	41.1%	34.1%	42	32.6%
Age 23 - 28	20.0%	20.0%	21.4%	20.5%	27	20.9%
Age 29 - 39	46.7%	45.0%	21.4%	22.7%	35	27.1%
Age 40 - 49	13.3%	5.0%	8.9%	4.5%	10	7.8%
Age 50 - 59	6.7%	10.0%	5.4%	2.3%	7	5.4%
Age 60 +		5.0%	1.8%		2	1.6%
Total	15	20	56	44	129	100.0%

Unduplicated Headcount by Goal

	2017-2018	2018-2019	2019-2020	2020-2021	Total	Total %
4yr stu take class for 4yr col			1.8%	4.5%	3	2.3%
College Preparation		5.0%	1.8%	4.5%	4	3.1%
CTE Certif/Career Development	53.3%	50.0%	21.4%	13.6%	33	25.6%
Degree/Transfer	33.3%	35.0%	58.9%	52.3%	65	50.4%
Exploratory	13.3%	10.0%	16.1%	25.0%	24	18.6%
Total	15	20	56	44	129	100.0%

Unduplicated Headcount by Fall Unit Load

	FALL 2018		FALL 2019		FALL 2020	
Full Time (12+ Units)	7	35.0%	18	64.3%	14	63.6%
Part Time (Less Than 12 Units)	13	65.0%	10	35.7%	8	36.4%
Total	20		28		22	

Annual Course Success and Retention

	Enrollments	Success Count	Success Rate	Retention Rate	Withdrawal Rate
2017-2018	15	11	73.3%	80.0%	20.0%
2018-2019	20	13	65.0%	95.0%	5.0%
2019-2020	65	31	47.7%	95.4%	4.6%
2020-2021	49	22	44.9%	98.0%	2.0%
Total	149	77	51.7%	94.6%	5.4%

Term Course Success and Retention

	Enrollments	Success Count	Success Rate	Retention Rate	Withdrawal Rate
Spring 2018	15	11	73.3%	80.0%	20.0%
Fall 2018	20	13	65.0%	95.0%	5.0%
Fall 2019	32	12	37.5%	90.6%	9.4%
Spring 2020	33	19	57.6%	100.0%	0.0%
Summer 2020	15	8	53.3%	93.3%	6.7%
Fall 2020	25	10	40.0%	100.0%	0.0%
Spring 2021	9	4	44.4%	100.0%	0.0%
Total	149	77	51.7%	94.6%	5.4%

SKYLINE COLLEGE STUDENT OUTCOMES

Department(s): IBUS



		SP18	FA18	FA19	SP20	SU20	FA20	SP21	All Terms
Asian	Enrollment	3	5	4	7	6	5	2	32
	Withdrawal	*	*	*	*	*	*	*	3%
	Success	*	*	*	*	*	*	*	66%
Black - Non-Hispanic	Enrollment	2	6	3	4	1	2	3	21
	Withdrawal	*	*	*	*	*	*	*	0%
	Success	*	*	*	*	*	*	*	43%
Filipino	Enrollment	3	1	3	2	1	2	1	13
	Withdrawal	*	*	*	*	*	*	*	15%
	Success	*	*	*	*	*	*	*	54%
Hispanic/Latino	Enrollment	5	4	6	10	4	9	1	39
	Withdrawal	*	*	*	*	*	*	*	3%
	Success	*	*	*	*	*	*	*	41%
Pacific Islander	Enrollment			1					1
	Withdrawal			*					*
	Success			*					*
White Non-Hispanic	Enrollment	1	4	15	3	2	4	2	31
	Withdrawal	*	*	20%	*	*	*	*	10%
	Success	*	*	60%	*	*	*	*	58%
Unreported	Enrollment				6		2		8
	Withdrawal				*		*		*
	Success				*		*		*
Multiraces	Enrollment	1			1	1	1		4
	Withdrawal	*			*	*	*		*
	Success	*			*	*	*		*
ALL	Enrollment	15	20	32	33	15	25	9	149
	Withdrawal	20%	5%	9%	0%	7%	0%	-100%	5%
	Success	73%	65%	38%	58%	53%	40%	-100%	52%

SKYLINE COLLEGE STUDENT OUTCOMES

Department(s): IBUS



		SP18	FA18	FA19	SP20	SU20	FA20	SP21	All Terms
Female	Enrollment	5	8	13	17	5	8	6	62
	Withdrawal	*	*	15%	0%	*	*	*	6%
	Success	*	*	31%	76%	*	*	*	55%
Male	Enrollment	10	12	19	16	10	17	3	87
	Withdrawal	20%	8%	5%	0%	0%	0%	*	5%
	Success	70%	58%	42%	38%	60%	41%	*	49%
ALL	Enrollment	15	20	32	33	15	25	9	149
	Withdrawal	20%	5%	9%	0%	7%	0%	-100%	5%
	Success	73%	65%	38%	58%	53%	40%	-100%	52%

SKYLINE COLLEGE STUDENT OUTCOMES

Department(s): IBUS



		SP18	FA18	FA19	SP20	SU20	FA20	SP21	All Terms
Age Under 18	Enrollment					5		2	7
	Withdrawal					*		*	*
	Success					*		*	*
Age 18 - 22	Enrollment	2	3	16	11	2	12	2	48
	Withdrawal	*	*	19%	*	*	0%	*	8%
	Success	*	*	31%	*	*	33%	*	42%
Age 23 - 28	Enrollment	3	4	6	8	3	7	2	33
	Withdrawal	*	*	*	*	*	*	*	3%
	Success	*	*	*	*	*	*	*	45%
Age 29 - 39	Enrollment	7	9	6	8	3	5	2	40
	Withdrawal	*	*	*	*	*	*	*	7%
	Success	*	*	*	*	*	*	*	58%
Age 40 - 49	Enrollment	2	1	2	3	1	1	1	11
	Withdrawal	*	*	*	*	*	*	*	0%
	Success	*	*	*	*	*	*	*	45%
Age 50 - 59	Enrollment	1	2	1	2	1			7
	Withdrawal	*	*	*	*	*			*
	Success	*	*	*	*	*			*
Age 60 +	Enrollment		1	1	1				3
	Withdrawal		*	*	*				*
	Success		*	*	*				*
ALL	Enrollment	15	20	32	33	15	25	9	149
	Withdrawal	20%	5%	9%	0%	7%	0%	-100%	5%
	Success	73%	65%	38%	58%	53%	40%	-100%	52%

SKYLINE COLLEGE STUDENT OUTCOMES

Department(s): IBUS



		SP18	FA18	FA19	SP20	SU20	FA20	SP21	All Terms
4yr stu take class for 4yr col	Enrollment				2	2			4
	Withdrawal				*	*			-100%
	Success				*	*			*
College Preparation	Enrollment		1	1		1		1	4
	Withdrawal		*	*		*		*	-100%
	Success		*	*		*		*	*
CTE Certif/ Career Development	Enrollment	8	10	5	8	2	2	3	38
	Withdrawal	*	0%	*	*	*	*	*	5%
	Success	*	70%	*	*	*	*	*	58%
Degree/Transfer	Enrollment	5	7	21	19	3	18	4	77
	Withdrawal	*	*	14%	0%	*	0%	*	8%
	Success	*	*	29%	63%	*	33%	*	45%
Exploratory	Enrollment	2	2	5	4	7	5	1	26
	Withdrawal	*	*	*	*	*	*	*	0%
	Success	*	*	*	*	*	*	*	62%
ALL	Enrollment	15	20	32	33	15	25	9	149
	Withdrawal	20%	5%	9%	0%	7%	0%	-100%	5%
	Success	73%	65%	38%	58%	53%	40%	-100%	52%

SKYLINE COLLEGE STUDENT OUTCOMES

Department(s): IBUS



		SP18	FA18	FA19	SP20	SU20	FA20	SP21	All Terms
Full Time (12+ Units at SMCCCD)	Enrollment	5	7	21	15		16	4	68
	Withdrawal	*	*	14%	0%		0%	*	6%
	Success	*	*	29%	53%		44%	*	49%
Part Time (< 12 Units at SMCCCD)	Enrollment	10	13	11	18	15	9	5	81
	Withdrawal	30%	0%	0%	0%	7%	*	*	5%
	Success	60%	54%	55%	61%	53%	*	*	54%
ALL	Enrollment	15	20	32	33	15	25	9	149
	Withdrawal	20%	5%	9%	0%	7%	0%	-100%	5%
	Success	73%	65%	38%	58%	53%	40%	-100%	52%

SKYLINE COLLEGE PRODUCTIVITY

Department(s): IBUS

Year	FTEF	FTES	FTES Percent Change	Load	Load Percent Change	Sections	Census Enroll / Section
2017-2018	.27	2.0		225		1	15.0
2018-2019	.20	2.0	0.0%	300	33.3%	1	20.0
2019-2020	.80	6.50	225.0%	244	-18.8%	4	16.3
2020-2021	.80	4.90	-24.6%	184	-24.6%	4	12.3

Term	FTEF	FTES	FTES Percent Change	Load	Load Percent Change	Sections	Census Enroll / Section
Fall 2018	.20	2.0		300		1	20.0
Fall 2019	.40	3.20	60.0%	240	-20.0%	2	16.0
Fall 2020	.40	2.50	-21.9%	188	-21.9%	2	12.5
Spring 2018	.27	2.0		225		1	15.0
Spring 2020	.40	3.30	65.0%	248	10.0%	2	16.5
Spring 2021	.20	.90	-72.7%	135	-45.5%	1	9.0
Summer 2020	.20	1.50		225		1	15.0