

DEFINITIONS

Reporting Period	Academic Year(s): 2017-2018 to 2021-2022
Duplicated Headcount (Enrollments)	Counts each student once for every course in which they enroll.
Unduplicated Headcount	Counts each student once and only once, regardless of the number of courses in which they enroll.
Course Success	Grades starting with 'A', 'B', 'C', and 'P' are considered successful – all other letter grades represent unsuccessful outcomes. The success rate is calculated based on the following formula: $\text{Success Rate} = \frac{\text{Number of registrations with grades A, B, C, or P}}{\text{Number of registrations with a non-blank grade}}$ Note that the denominator includes withdrawals, i.e. grades of W.
Course Retention	The percentage of enrollments that earned any letter grade other than W.
Course Withdrawal	The percentage of enrollments that earned a W letter grade.
Data Suppression	The success rates and withdrawal rates for demographic sub-populations of students fewer than 10 are suppressed. These cells are masked with an asterisk (*).
Subpopulations Less Than 1%	For the following sections, if the percent size of a subpopulation is greater than zero but less than 1% then it is shown as "<1%": GENDER & ETHNICITY, AGE & GOAL.
Goals	Goals are grouped as follows: 4 yr stu take class for 4 yr col: Includes the educational goal "4-year students take class for 4-year college" College Preparation: Includes the educational goals "Complete Credits for HS Diplom" and "Improve Basic Skills" CTE Certif/Career Development: Includes the educational goals "Acquire Job Skills/ New Career", "Earn 2 year Certificate without Transfer", "Maintain Certificate/License", "Update Job Skills/ Job Advance", and "Earn Vocational Certificate without Transfer" Degree/Transfer: Includes the educational goals "Earn AA/AS & Transfer to 4 year institution", "Earn AA/AS w/out Transfer", and "Transfer to 4 year institution without AA/AS" Exploratory: Includes all other goals not listed above.
Full-Time Equivalent Faculty (FTEF)	Total faculty workload divided by 15. Excludes faculty workload assigned to sections that were cancelled.
Full-Time Equivalent Students (FTES)	1 FTES = 525 contact hours. Cancelled sections and audit enrollments are excluded from this figure.
Load	Weekly Student Contact Hours (WSCH) ÷ FTEF. Cancelled sections and audit enrollments are excluded from this figure.
Fall Unit Load	Based on the unit enrollment districtwide.
Modality	Hybrid = Section designator begins with H and/or has an HYBR attribute Online - Synchronous = Online sections that have an attribute code of SYNC or CVSY. Online - Aynchronous = Online sections that do not have an attribute code of SYNC or CVSY. Face to Face = All others.
Departments	This report includes ONLY the following department(s): SJS.
Courses	This report includes ALL courses.

SKYLINE COLLEGE STUDENT CHARACTERISTICS

Department(s): SJS

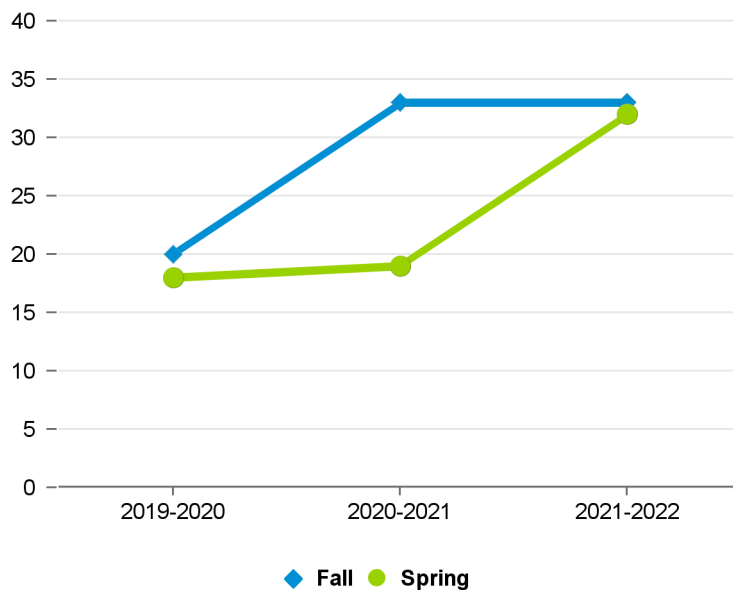
Unduplicated Headcount by Term

	2019-2020	2020-2021	2021-2022
Fall	20	33	33
Spring	18	19	32
Total	38	52	64

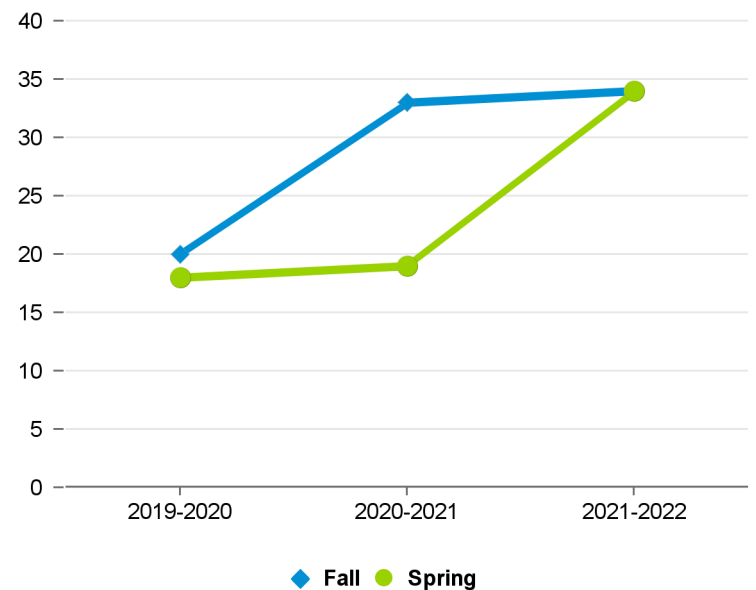
Enrollments by Term

	2019-2020	2020-2021	2021-2022
Fall	20	33	34
Spring	18	19	34
Total	38	52	68

Unduplicated Headcount by Term



Enrollments by Term



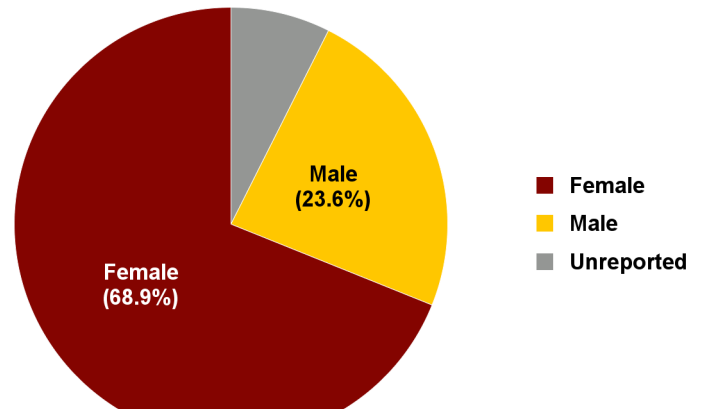
SKYLINE COLLEGE STUDENT CHARACTERISTICS

Department(s): SJS



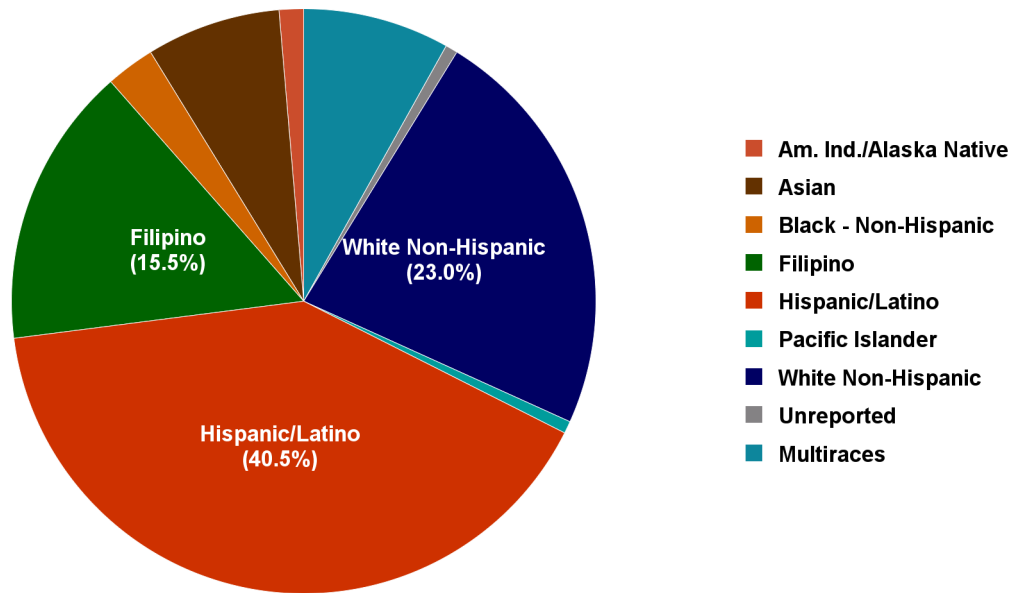
Unduplicated Headcount by Gender

	Female	Male	Unreported
2019-2020	57.9%	26.3%	15.8%
2020-2021	67.3%	28.8%	3.8%
2021-2022	76.6%	18.8%	4.7%
Total	102	35	11
Total %	68.9%	23.6%	7.4%



Unduplicated Headcount by Ethnicity

	2019-2020	2020-2021	2021-2022	Total	Total %
Am. Ind./Alaska Native	2.6%	1.9%		2	1.4%
Asian	7.9%	5.8%	7.8%	11	7.4%
Black - Non-Hispanic	2.6%	1.9%	3.1%	4	2.7%
Filipino	15.8%	21.2%	12.5%	23	15.5%
Hispanic/Latino	39.5%	48.1%	34.4%	60	40.5%
Pacific Islander			1.6%	1	<1%
White Non-Hispanic	23.7%	15.4%	29.7%	34	23.0%
Unreported	2.6%			1	<1%
Multiraces	5.3%	5.8%	10.9%	12	8.1%
Total	38	52	64	148	100.0%



Unduplicated Headcount by Age

	2019-2020	2020-2021	2021-2022	Total	Total %
Age Under 18	7.9%	13.5%	12.5%	18	12.2%
Age 18 - 22	73.7%	59.6%	68.8%	99	66.9%
Age 23 - 28	10.5%	17.3%	10.9%	20	13.5%
Age 29 - 39	2.6%	9.6%	1.6%	6	4.1%
Age 40 - 49	5.3%		1.6%	3	2.0%
Age 60 +			4.7%	3	2.0%
Total	38	52	64	148	100.0%

Unduplicated Headcount by Goal

	2019-2020	2020-2021	2021-2022	Total	Total %
4yr stu take class for 4yr col	2.6%	1.9%	1.6%	3	2.0%
College Preparation	2.6%	3.8%	1.6%	4	2.7%
CTE Certif/Career Development	2.6%	3.8%	7.8%	7	4.7%
Degree/Transfer	78.9%	86.5%	81.3%	122	82.4%
Exploratory	13.2%	3.8%	7.8%	12	8.1%
Total	38	52	64	148	100.0%

Unduplicated Headcount by Fall Unit Load

	FALL 2019		FALL 2020		FALL 2021	
Full Time (12+ Units)	13	65.0%	23	69.7%	25	75.8%
Part Time (Less Than 12 Units)	7	35.0%	10	30.3%	8	24.2%
Total	20		33		33	

Annual Course Success and Retention

	Enrollments	Success Count	Success Rate	Retention Rate	Withdrawal Rate
2019-2020	38	21	55.3%	86.8%	13.2%
2020-2021	52	39	75.0%	94.2%	5.8%
2021-2022	68	44	64.7%	91.2%	8.8%
Total	158	104	65.8%	91.1%	8.9%

Term Course Success and Retention

	Enrollments	Success Count	Success Rate	Retention Rate	Withdrawal Rate
Fall 2019	20	12	60.0%	95.0%	5.0%
Spring 2020	18	9	50.0%	77.8%	22.2%
Fall 2020	33	28	84.8%	90.9%	9.1%
Spring 2021	19	11	57.9%	100.0%	0.0%
Fall 2021	34	24	70.6%	97.1%	2.9%
Spring 2022	34	20	58.8%	85.3%	14.7%
Total	158	104	65.8%	91.1%	8.9%

SKYLINE COLLEGE STUDENT OUTCOMES

Department(s): SJS



		FA19	SP20	FA20	SP21	FA21	SP22	All Terms
Am. Ind./ Alaska Native	Enrollment		1	1				2
	Withdrawal		*	*				*
	Success		*	*				*
Asian	Enrollment		3	3		3	2	11
	Withdrawal		*	*		*	*	0%
	Success		*	*		*	*	100%
Black - Non-Hispanic	Enrollment	1		1			2	4
	Withdrawal	*		*			*	*
	Success	*		*			*	*
Filipino	Enrollment	4	2	9	2	6	2	25
	Withdrawal	*	*	*	*	*	*	12%
	Success	*	*	*	*	*	*	68%
Hispanic/ Latino	Enrollment	6	9	13	12	9	14	63
	Withdrawal	*	*	8%	0%	*	0%	10%
	Success	*	*	85%	50%	*	64%	59%
Pacific Islander	Enrollment					1		1
	Withdrawal					*		*
	Success					*		*
White Non-Hispanic	Enrollment	7	2	5	3	11	10	38
	Withdrawal	*	*	*	*	0%	30%	8%
	Success	*	*	*	*	82%	50%	68%
Unreported	Enrollment	1						1
	Withdrawal	*						*
	Success	*						*
Multiraces	Enrollment	1	1	1	2	4	4	13
	Withdrawal	*	*	*	*	*	*	15%
	Success	*	*	*	*	*	*	69%
ALL	Enrollment	20	18	33	19	34	34	158
	Withdrawal	5%	22%	9%	0%	3%	15%	9%
	Success	60%	50%	85%	58%	71%	59%	66%

SKYLINE COLLEGE STUDENT OUTCOMES

Department(s): SJS



		FA19	SP20	FA20	SP21	FA21	SP22	All Terms
Female	Enrollment	12	10	21	14	27	26	110
	Withdrawal	8%	30%	14%	0%	0%	4%	7%
	Success	50%	50%	86%	64%	74%	65%	68%
Male	Enrollment	5	5	11	4	7	5	37
	Withdrawal	*	*	0%	*	*	*	5%
	Success	*	*	91%	*	*	*	65%
Unreported	Enrollment	3	3	1	1		3	11
	Withdrawal	*	*	*	*		*	36%
	Success	*	*	*	*		*	45%
ALL	Enrollment	20	18	33	19	34	34	158
	Withdrawal	5%	22%	9%	0%	3%	15%	9%
	Success	60%	50%	85%	58%	71%	59%	66%

SKYLINE COLLEGE STUDENT OUTCOMES

Department(s): SJS



Am. Ind./Alaska Native		SP20	FA20	All Terms
Male	Enrollment		1	1
	Withdrawal		*	*
	Success		*	*
Unreported	Enrollment	1		1
	Withdrawal	*		*
	Success	*		*
Am. Ind./Alaska Native Total	Enrollment	1	1	2
	Withdrawal	-100%	-100%	0%
	Success	-100%	-100%	50%

Asian		SP20	FA20	FA21	SP22	All Terms
Female	Enrollment	2	2	2	1	7
	Withdrawal	*	*	*	*	*
	Success	*	*	*	*	*
Male	Enrollment	1	1	1	1	4
	Withdrawal	*	*	*	*	*
	Success	*	*	*	*	*
Asian Total	Enrollment	3	3	3	2	11
	Withdrawal	-100%	-100%	-100%	-100%	0%
	Success	-100%	-100%	-100%	-100%	100%

Black - Non-Hispanic		FA19	FA20	SP22	All Terms
Female	Enrollment	1		1	2
	Withdrawal	*		*	*
	Success	*		*	*
Male	Enrollment		1	1	2
	Withdrawal		*	*	*
	Success		*	*	*
Black - Non-	Enrollment	1	1	2	4

SKYLINE COLLEGE STUDENT OUTCOMES

Department(s): SJS



Hispanic Total	Withdrawal	-100%	-100%	-100%	0%
	Success	-100%	-100%	-100%	25%

Filipino		FA19	SP20	FA20	SP21	FA21	SP22	All Terms
Female	Enrollment	3	2	5	2	4	1	17
	Withdrawal	*	*	*	*	*	*	12%
	Success	*	*	*	*	*	*	65%
Male	Enrollment	1		4		2		7
	Withdrawal	*		*		*		*
	Success	*		*		*		*
Unreported	Enrollment						1	1
	Withdrawal						*	*
	Success						*	*
Filipino Total	Enrollment	4	2	9	2	6	2	25
	Withdrawal	-100%	-100%	-100%	-100%	-100%	-100%	12%
	Success	-100%	-100%	-100%	-100%	-100%	-100%	68%

Hispanic/Latino		FA19	SP20	FA20	SP21	FA21	SP22	All Terms
Female	Enrollment	5	5	10	9	6	13	48
	Withdrawal	*	*	10%	*	*	0%	10%
	Success	*	*	90%	*	*	62%	58%
Male	Enrollment	1	2	3	2	3	1	12
	Withdrawal	*	*	*	*	*	*	0%
	Success	*	*	*	*	*	*	58%
Unreported	Enrollment		2		1			3
	Withdrawal		*		*			*
	Success		*		*			*
Hispanic/Latino Total	Enrollment	6	9	13	12	9	14	63
	Withdrawal	-100%	-100%	8%	0%	-100%	0%	10%
	Success	-100%	-100%	85%	50%	-100%	64%	59%

SKYLINE COLLEGE STUDENT OUTCOMES

Department(s): SJS



Pacific Islander		FA21	All Terms
Female	Enrollment	1	1
	Withdrawal	*	*
	Success	*	*
Pacific Islander Total	Enrollment	1	1
	Withdrawal	-100%	0%
	Success	-100%	100%

White Non-Hispanic		FA19	SP20	FA20	SP21	FA21	SP22	All Terms
Female	Enrollment	2	1	4	2	11	6	26
	Withdrawal	*	*	*	*	0%	*	0%
	Success	*	*	*	*	82%	*	85%
Male	Enrollment	3	1		1		2	7
	Withdrawal	*	*		*		*	*
	Success	*	*		*		*	*
Unreported	Enrollment	2		1			2	5
	Withdrawal	*		*			*	*
	Success	*		*			*	*
White Non-Hispanic Total	Enrollment	7	2	5	3	11	10	38
	Withdrawal	-100%	-100%	-100%	-100%	0%	30%	8%
	Success	-100%	-100%	-100%	-100%	82%	50%	68%

Unreported		FA19	All Terms
Unreported	Enrollment	1	1
	Withdrawal	*	*
	Success	*	*
Unreported Total	Enrollment	1	1
	Withdrawal	-100%	0%
	Success	-100%	100%

SKYLINE COLLEGE STUDENT OUTCOMES

Department(s): SJS



MODALITY		FA19	SP20	FA20	SP21	FA21	SP22	All Terms
FACE TO FACE	Enrollment	20	18	33				71
	Withdrawal	5%	22%	9%				11%
	Success	60%	50%	85%				69%
ONLINE - ASYNCHRONOUS	Enrollment					18	16	34
	Withdrawal					0%	25%	12%
	Success					56%	38%	47%
ONLINE - SYNCHRONOUS	Enrollment				19	16	18	53
	Withdrawal				0%	6%	6%	4%
	Success				58%	88%	78%	74%
ALL	Enrollment	20	18	33	19	34	34	158
	Withdrawal	5%	22%	9%	0%	3%	15%	9%
	Success	60%	50%	85%	58%	71%	59%	66%

MEETING TIME (FACE TO FACE AND HYBRID ONLY)		FA19	SP20	FA20	All Terms
Morning (Starts Before 12:00PM)	Enrollment	20	18	33	71
	Withdrawal	5%	22%	9%	11%
	Success	60%	50%	85%	69%
ALL	Enrollment	20	18	33	71
	Withdrawal	5%	22%	9%	11%
	Success	60%	50%	85%	69%

SKYLINE COLLEGE STUDENT OUTCOMES

Department(s): SJS



		FA19	SP20	FA20	SP21	FA21	SP22	All Terms
Low Income:	Enrollment	10	13	15	7	22	20	87
	Withdrawal	0%	15%	7%	*	5%	10%	7%
	Success	60%	62%	87%	*	73%	65%	69%
Low Income: Yes	Enrollment	10	5	18	12	12	14	71
	Withdrawal	10%	*	11%	0%	0%	21%	11%
	Success	60%	*	83%	58%	67%	50%	62%
ALL	Enrollment	20	18	33	19	34	34	158
	Withdrawal	5%	22%	9%	0%	3%	15%	9%
	Success	60%	50%	85%	58%	71%	59%	66%

SKYLINE COLLEGE STUDENT OUTCOMES

Department(s): SJS



		FA19	SP20	FA20	SP21	FA21	SP22	All Terms
Age Under 18	Enrollment	2	1	6	1	1	7	18
	Withdrawal	*	*	*	*	*	*	0%
	Success	*	*	*	*	*	*	78%
Age 18 - 22	Enrollment	14	14	22	9	28	20	107
	Withdrawal	7%	21%	14%	*	4%	15%	10%
	Success	57%	50%	82%	*	75%	65%	68%
Age 23 - 28	Enrollment	2	2	3	6	3	4	20
	Withdrawal	*	*	*	*	*	*	10%
	Success	*	*	*	*	*	*	45%
Age 29 - 39	Enrollment	1		2	3	1		7
	Withdrawal	*		*	*	*		*
	Success	*		*	*	*		*
Age 40 - 49	Enrollment	1	1				1	3
	Withdrawal	*	*				*	*
	Success	*	*				*	*
Age 60 +	Enrollment					1	2	3
	Withdrawal					*	*	*
	Success					*	*	*
ALL	Enrollment	20	18	33	19	34	34	158
	Withdrawal	5%	22%	9%	0%	3%	15%	9%
	Success	60%	50%	85%	58%	71%	59%	66%

SKYLINE COLLEGE STUDENT OUTCOMES

Department(s): SJS



		FA19	SP20	FA20	SP21	FA21	SP22	All Terms
4yr stu take class for 4yr col	Enrollment	1			1		1	3
	Withdrawal	*			*		*	-100%
	Success	*			*		*	*
College Preparation	Enrollment		1	1	1		1	4
	Withdrawal		*	*	*		*	-100%
	Success		*	*	*		*	*
CTE Certif/ Career Development	Enrollment		1	2		2	4	9
	Withdrawal		*	*		*	*	-100%
	Success		*	*		*	*	*
Degree/Transfer	Enrollment	17	13	28	17	28	27	130
	Withdrawal	6%	15%	11%	0%	4%	11%	8%
	Success	65%	54%	82%	53%	75%	67%	68%
Exploratory	Enrollment	2	3	2		4	1	12
	Withdrawal	*	*	*		*	*	8%
	Success	*	*	*		*	*	42%
ALL	Enrollment	20	18	33	19	34	34	158
	Withdrawal	5%	22%	9%	0%	3%	15%	9%
	Success	60%	50%	85%	58%	71%	59%	66%

SKYLINE COLLEGE STUDENT OUTCOMES

Department(s): SJS



		FA19	SP20	FA20	SP21	FA21	SP22	All Terms
Full Time (12+ Units at SMCCCD)	Enrollment	13	9	23	11	26	20	102
	Withdrawal	0%	*	4%	0%	4%	10%	4%
	Success	69%	*	91%	36%	77%	70%	74%
Part Time (< 12 Units at SMCCCD)	Enrollment	7	9	10	8	8	14	56
	Withdrawal	*	*	20%	*	*	21%	18%
	Success	*	*	70%	*	*	43%	52%
ALL	Enrollment	20	18	33	19	34	34	158
	Withdrawal	5%	22%	9%	0%	3%	15%	9%
	Success	60%	50%	85%	58%	71%	59%	66%

SKYLINE COLLEGE PRODUCTIVITY

Department(s): SJS

Year	FTEF	FTES	FTES Percent Change	Load	Load Percent Change	Sections	Census Enroll / Section
2019-2020	.40	4.07		305		2	19.0
2020-2021	.40	5.20	27.9%	390	27.9%	2	26.0
2021-2022	.80	6.80	30.8%	255	-34.6%	4	17.0

Term	FTEF	FTES	FTES Percent Change	Load	Load Percent Change	Sections	Census Enroll / Section
Fall 2019	.20	2.27		340		1	20.0
Fall 2020	.20	3.30	45.6%	495	45.6%	1	33.0
Fall 2021	.40	3.40	3.0%	255	-48.5%	2	17.0
Spring 2020	.20	1.80		270		1	18.0
Spring 2021	.20	1.90	5.6%	285	5.6%	1	19.0
Spring 2022	.40	3.40	78.9%	255	-10.5%	2	17.0