

DEFINITIONS

Reporting Period	Academic Year(s): 2017-2018 to 2021-2022
Duplicated Headcount (Enrollments)	Counts each student once for every course in which they enroll.
Unduplicated Headcount	Counts each student once and only once, regardless of the number of courses in which they enroll.
Course Success	Grades starting with 'A', 'B', 'C', and 'P' are considered successful – all other letter grades represent unsuccessful outcomes. The success rate is calculated based on the following formula: $\text{Success Rate} = \frac{\text{Number of registrations with grades A, B, C, or P}}{\text{Number of registrations with a non-blank grade}}$ Note that the denominator includes withdrawals, i.e. grades of W.
Course Retention	The percentage of enrollments that earned any letter grade other than W.
Course Withdrawal	The percentage of enrollments that earned a W letter grade.
Data Suppression	The success rates and withdrawal rates for demographic sub-populations of students fewer than 10 are suppressed. These cells are masked with an asterisk (*).
Subpopulations Less Than 1%	For the following sections, if the percent size of a subpopulation is greater than zero but less than 1% then it is shown as "<1%": GENDER & ETHNICITY, AGE & GOAL.
Goals	Goals are grouped as follows: 4 yr stu take class for 4 yr col: Includes the educational goal "4-year students take class for 4-year college" College Preparation: Includes the educational goals "Complete Credits for HS Diplom" and "Improve Basic Skills" CTE Certif/Career Development: Includes the educational goals "Acquire Job Skills/ New Career", "Earn 2 year Certificate without Transfer", "Maintain Certificate/License", "Update Job Skills/ Job Advance", and "Earn Vocational Certificate without Transfer" Degree/Transfer: Includes the educational goals "Earn AA/AS & Transfer to 4 year institution", "Earn AA/AS w/out Transfer", and "Transfer to 4 year institution without AA/AS" Exploratory: Includes all other goals not listed above.
Full-Time Equivalent Faculty (FTEF)	Total faculty workload divided by 15. Excludes faculty workload assigned to sections that were cancelled.
Full-Time Equivalent Students (FTES)	1 FTES = 525 contact hours. Cancelled sections and audit enrollments are excluded from this figure.
Load	Weekly Student Contact Hours (WSCH) ÷ FTEF. Cancelled sections and audit enrollments are excluded from this figure.
Fall Unit Load	Based on the unit enrollment districtwide.
Modality	Hybrid = Section designator begins with H and/or has an HYBR attribute Online - Synchronous = Online sections that have an attribute code of SYNC or CVSY. Online - Asynchronous = Online sections that do not have an attribute code of SYNC or CVSY. Face to Face = All others.
Departments	This report includes ONLY the following department(s): IBUS.
Courses	This report includes ALL courses.

SKYLINE COLLEGE STUDENT CHARACTERISTICS

Department(s): IBUS

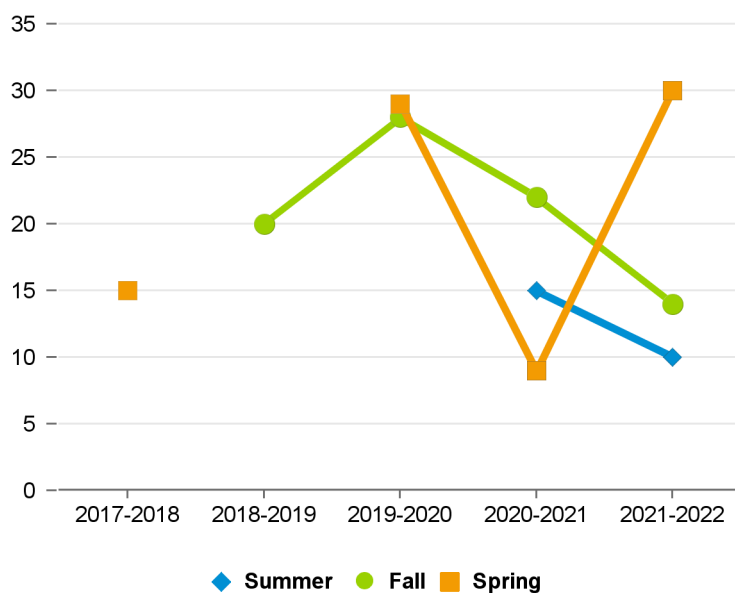
Unduplicated Headcount by Term

	2017-2018	2018-2019	2019-2020	2020-2021	2021-2022
Summer				15	10
Fall		20	28	22	14
Spring	15		29	9	30
Total	15	20	56	44	54

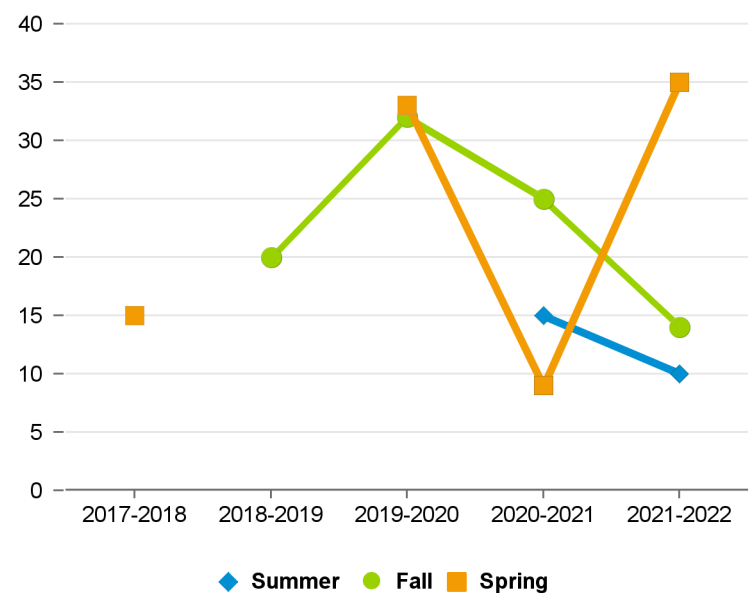
Enrollments by Term

	2017-2018	2018-2019	2019-2020	2020-2021	2021-2022
Summer				15	10
Fall		20	32	25	14
Spring	15		33	9	35
Total	15	20	65	49	59

Unduplicated Headcount by Term



Enrollments by Term



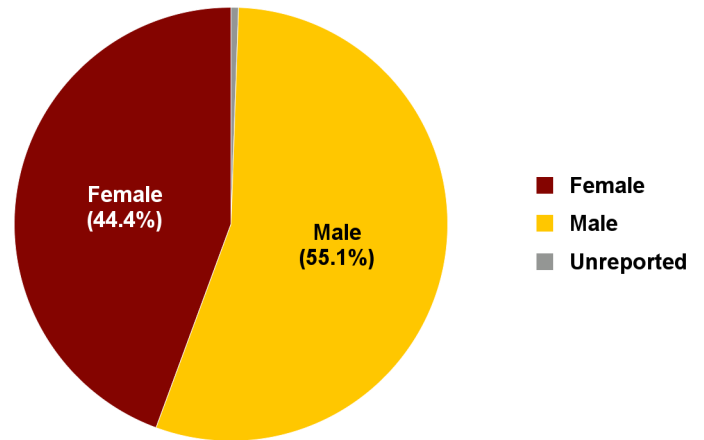
SKYLINE COLLEGE STUDENT CHARACTERISTICS

Department(s): IBUS



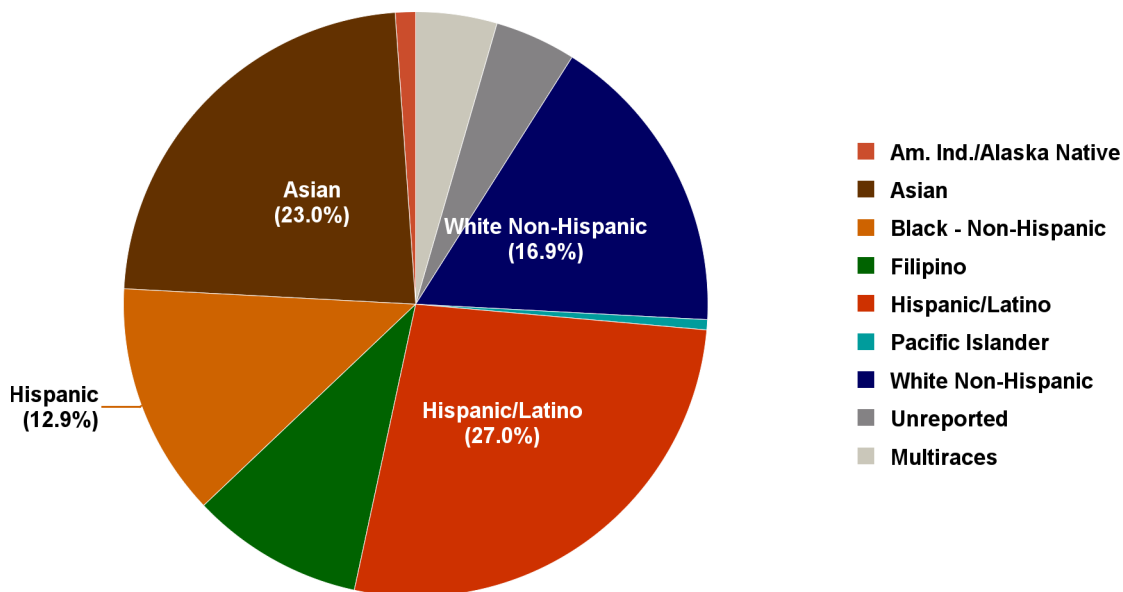
Unduplicated Headcount by Gender

	Female	Male	Unreported
2017-2018	33.3%	66.7%	
2018-2019	40.0%	60.0%	
2019-2020	44.6%	53.6%	1.8%
2020-2021	40.9%	59.1%	
2021-2022	55.6%	44.4%	
Total	79	98	1
Total %	44.4%	55.1%	0.6%



Unduplicated Headcount by Ethnicity

	2017-2018	2018-2019	2019-2020	2020-2021	2021-2022	Total	Total %
Am. Ind./Alaska Native					3.7%	2	1.1%
Asian	20.0%	25.0%	17.9%	29.5%	25.9%	41	23.0%
Black - Non-Hispanic	13.3%	30.0%	12.5%	11.4%	13.0%	23	12.9%
Filipino	20.0%	5.0%	8.9%	9.1%	7.4%	17	9.6%
Hispanic/Latino	33.3%	20.0%	23.2%	27.3%	27.8%	48	27.0%
Pacific Islander			1.8%			1	<1%
White Non-Hispanic	6.7%	20.0%	26.8%	13.6%	11.1%	30	16.9%
Unreported			7.1%	4.5%	3.7%	8	4.5%
Multiraces	6.7%		1.8%	4.5%	7.4%	8	4.5%
Total	15	20	56	44	54	178	100.0%



Unduplicated Headcount by Age

	2017-2018	2018-2019	2019-2020	2020-2021	2021-2022	Total	Total %
Age Under 18				15.9%	18.5%	16	9.0%
Age 18 - 22	13.3%	15.0%	41.1%	34.1%	40.7%	63	35.4%
Age 23 - 28	20.0%	20.0%	21.4%	20.5%	20.4%	38	21.3%
Age 29 - 39	46.7%	45.0%	21.4%	22.7%	11.1%	39	21.9%
Age 40 - 49	13.3%	5.0%	8.9%	4.5%	9.3%	14	7.9%
Age 50 - 59	6.7%	10.0%	5.4%	2.3%		7	3.9%
Age 60 +		5.0%	1.8%			2	1.1%
Total	15	20	56	44	54	178	100.0%

Unduplicated Headcount by Goal

	2017-2018	2018-2019	2019-2020	2020-2021	2021-2022	Total	Total %
4yr stu take class for 4yr col			1.8%	6.8%	3.7%	6	3.4%
College Preparation			1.8%	4.5%	11.1%	8	4.5%
CTE Certif/Career Development	53.3%	55.0%	25.0%	13.6%	9.3%	39	21.9%
Degree/Transfer	33.3%	35.0%	57.1%	52.3%	59.3%	94	52.8%
Exploratory	13.3%	10.0%	14.3%	22.7%	16.7%	31	17.4%
Total	15	20	56	44	54	178	100.0%

Unduplicated Headcount by Fall Unit Load

	FALL 2018		FALL 2019		FALL 2020		FALL 2021	
Full Time (12+ Units)	7	35.0%	18	64.3%	14	63.6%	4	28.6%
Part Time (Less Than 12 Units)	13	65.0%	10	35.7%	8	36.4%	10	71.4%
Total	20		28		22		14	

Annual Course Success and Retention

	Enrollments	Success Count	Success Rate	Retention Rate	Withdrawal Rate
2017-2018	15	11	73.3%	80.0%	20.0%
2018-2019	20	13	65.0%	95.0%	5.0%
2019-2020	65	31	47.7%	95.4%	4.6%
2020-2021	49	22	44.9%	98.0%	2.0%
2021-2022	59	26	44.1%	84.7%	15.3%
Total	208	103	49.5%	91.8%	8.2%

Term Course Success and Retention

	Enrollments	Success Count	Success Rate	Retention Rate	Withdrawal Rate
Spring 2018	15	11	73.3%	80.0%	20.0%
Fall 2018	20	13	65.0%	95.0%	5.0%
Fall 2019	32	12	37.5%	90.6%	9.4%
Spring 2020	33	19	57.6%	100.0%	0.0%
Summer 2020	15	8	53.3%	93.3%	6.7%
Fall 2020	25	10	40.0%	100.0%	0.0%
Spring 2021	9	4	44.4%	100.0%	0.0%
Summer 2021	10	8	80.0%	100.0%	0.0%
Fall 2021	14	5	35.7%	100.0%	0.0%
Spring 2022	35	13	37.1%	74.3%	25.7%
Total	208	103	49.5%	91.8%	8.2%

SKYLINE COLLEGE STUDENT OUTCOMES

Department(s): IBUS



		SP18	FA18	FA19	SP20	SU20	FA20	SP21	SU21	FA21	SP22	All Terms
Am. Ind./ Alaska Native	Enrollment									2		2
	Withdrawal									*		*
	Success									*		*
Asian	Enrollment	3	5	4	7	6	5	2	3	4	10	49
	Withdrawal	*	*	*	*	*	*	*	*	*	*	6%
	Success	*	*	*	*	*	*	*	*	*	*	59%
Black - Non-Hispanic	Enrollment	2	6	3	4	1	2	3	1	2	4	28
	Withdrawal	*	*	*	*	*	*	*	*	*	*	0%
	Success	*	*	*	*	*	*	*	*	*	*	43%
Filipino	Enrollment	3	1	3	2	1	2	1	1	2	1	17
	Withdrawal	*	*	*	*	*	*	*	*	*	*	12%
	Success	*	*	*	*	*	*	*	*	*	*	47%
Hispanic/ Latino	Enrollment	5	4	6	10	4	9	1	3	2	12	56
	Withdrawal	*	*	*	*	*	*	*	*	*	50%	13%
	Success	*	*	*	*	*	*	*	*	*	25%	41%
Pacific Islander	Enrollment			1								1
	Withdrawal			*								*
	Success			*								*
White Non-Hispanic	Enrollment	1	4	15	3	2	4	2	2		4	37
	Withdrawal	*	*	20%	*	*	*	*	*		*	8%
	Success	*	*	60%	*	*	*	*	*		*	62%
Unreported	Enrollment				6		2			2		10
	Withdrawal				*		*			*		*
	Success				*		*			*		*
Multiraces	Enrollment	1			1	1	1				4	8
	Withdrawal	*			*	*	*				*	*
	Success	*			*	*	*				*	*
ALL	Enrollment	15	20	32	33	15	25	9	10	14	35	208
	Withdrawal	20%	5%	9%	0%	7%	0%	-100%	0%	0%	26%	8%
	Success	73%	65%	38%	58%	53%	40%	-100%	80%	36%	37%	50%

SKYLINE COLLEGE STUDENT OUTCOMES

Department(s): IBUS



		SP18	FA18	FA19	SP20	SU20	FA20	SP21	SU21	FA21	SP22	All Terms
Female	Enrollment	5	8	13	17	5	8	6	6	11	15	94
	Withdrawal	*	*	15%	0%	*	*	*	*	0%	33%	10%
	Success	*	*	31%	76%	*	*	*	*	36%	33%	50%
Male	Enrollment	10	12	19	15	10	17	3	4	3	20	113
	Withdrawal	20%	8%	5%	0%	0%	0%	*	*	*	20%	7%
	Success	70%	58%	42%	40%	60%	41%	*	*	*	40%	50%
Unreported	Enrollment				1							1
	Withdrawal				*							*
	Success				*							*
ALL	Enrollment	15	20	32	33	15	25	9	10	14	35	208
	Withdrawal	20%	5%	9%	0%	7%	0%	-100%	0%	0%	26%	8%
	Success	73%	65%	38%	58%	53%	40%	-100%	80%	36%	37%	50%

SKYLINE COLLEGE STUDENT OUTCOMES

Department(s): IBUS



Am. Ind./Alaska Native		FA21	All Terms
Female	Enrollment	1	1
	Withdrawal	*	*
	Success	*	*
Male	Enrollment	1	1
	Withdrawal	*	*
	Success	*	*
Am. Ind./Alaska Native Total	Enrollment	2	2
	Withdrawal	-100%	0%
	Success	-100%	0%

Asian		SP18	FA18	FA19	SP20	SU20	FA20	SP21	SU21	FA21	SP22	All Terms
Female	Enrollment	1	3	3	4	2		2	2	3	5	25
	Withdrawal	*	*	*	*	*		*	*	*	*	4%
	Success	*	*	*	*	*		*	*	*	*	64%
Male	Enrollment	2	2	1	3	4	5		1	1	5	24
	Withdrawal	*	*	*	*	*	*		*	*	*	8%
	Success	*	*	*	*	*	*		*	*	*	54%
Asian Total	Enrollment	3	5	4	7	6	5	2	3	4	10	49
	Withdrawal	-100%	-100%	-100%	-100%	-100%	-100%	-100%	-100%	-100%	-100%	6%
	Success	-100%	-100%	-100%	-100%	-100%	-100%	-100%	-100%	-100%	-100%	59%

Black - Non-Hispanic		SP18	FA18	FA19	SP20	SU20	FA20	SP21	SU21	FA21	SP22	All Terms
Female	Enrollment	2	3	2	2	1	2	2		2	4	20
	Withdrawal	*	*	*	*	*	*	*		*	*	0%
	Success	*	*	*	*	*	*	*		*	*	40%
Male	Enrollment		3	1	1			1	1			7
	Withdrawal		*	*	*			*	*			*
	Success		*	*	*			*	*			*

SKYLINE COLLEGE STUDENT OUTCOMES

Department(s): IBUS



Unreported	Enrollment				1							1
	Withdrawal				*							*
	Success				*							*
Black - Non-Hispanic Total	Enrollment	2	6	3	4	1	2	3	1	2	4	28
	Withdrawal	-100%	-100%	-100%	-100%	-100%	-100%	-100%	-100%	-100%	-100%	0%
	Success	-100%	-100%	-100%	-100%	-100%	-100%	-100%	-100%	-100%	-100%	43%

Filipino		SP18	FA18	FA19	SP20	SU20	FA20	SP21	SU21	FA21	SP22	All Terms
Female	Enrollment	1	1	3	2	1	2	1	1	1		13
	Withdrawal	*	*	*	*	*	*	*	*	*		8%
	Success	*	*	*	*	*	*	*	*	*		46%
Male	Enrollment	2								1	1	4
	Withdrawal	*								*	*	*
	Success	*								*	*	*
Filipino Total	Enrollment	3	1	3	2	1	2	1	1	2	1	17
	Withdrawal	-100%	-100%	-100%	-100%	-100%	-100%	-100%	-100%	-100%	-100%	12%
	Success	-100%	-100%	-100%	-100%	-100%	-100%	-100%	-100%	-100%	-100%	47%

Hispanic/Latino		SP18	FA18	FA19	SP20	SU20	FA20	SP21	SU21	FA21	SP22	All Terms
Female	Enrollment			2	5		2		2	2	3	16
	Withdrawal			*	*		*		*	*	*	19%
	Success			*	*		*		*	*	*	50%
Male	Enrollment	5	4	4	5	4	7	1	1		9	40
	Withdrawal	*	*	*	*	*	*	*	*		*	10%
	Success	*	*	*	*	*	*	*	*		*	38%
Hispanic/Latino Total	Enrollment	5	4	6	10	4	9	1	3	2	12	56
	Withdrawal	-100%	-100%	-100%	-100%	-100%	-100%	-100%	-100%	-100%	50%	13%
	Success	-100%	-100%	-100%	-100%	-100%	-100%	-100%	-100%	-100%	25%	41%

Pacific Islander		FA19	All Terms

SKYLINE COLLEGE STUDENT OUTCOMES

Department(s): IBUS



Male	Enrollment	1	1
	Withdrawal	*	*
	Success	*	*
Pacific Islander Total	Enrollment	1	1
	Withdrawal	-100%	0%
	Success	-100%	0%

White Non-Hispanic		SP18	FA18	FA19	SP20	SU20	FA20	SP21	SU21	SP22	All Terms
Female	Enrollment		1	3	1	1	1	1	1	2	11
	Withdrawal		*	*	*	*	*	*	*	*	*
	Success		*	*	*	*	*	*	*	*	*
Male	Enrollment	1	3	12	2	1	3	1	1	2	26
	Withdrawal	*	*	8%	*	*	*	*	*	*	4%
	Success	*	*	67%	*	*	*	*	*	*	69%
White Non-Hispanic Total	Enrollment	1	4	15	3	2	4	2	2	4	37
	Withdrawal	-100%	-100%	20%	-100%	-100%	-100%	-100%	-100%	-100%	8%
	Success	-100%	-100%	60%	-100%	-100%	-100%	-100%	-100%	-100%	62%

Unreported		SP20	FA20	FA21	All Terms
Female	Enrollment	3		2	5
	Withdrawal	*		*	*
	Success	*		*	*
Male	Enrollment	3	2		5
	Withdrawal	*	*		*
	Success	*	*		*
Unreported Total	Enrollment	6	2	2	10
	Withdrawal	-100%	-100%	-100%	0%
	Success	-100%	-100%	-100%	50%

Multiraces	SP18	SP20	SU20	FA20	SP22	All Terms
------------	------	------	------	------	------	-----------

SKYLINE COLLEGE STUDENT OUTCOMES

Department(s): IBUS



MODALITY		SP18	FA18	FA19	SP20	SU20	FA20	SP21	SU21	FA21	SP22	All Terms
FACE TO FACE	Enrollment	15	20									35
	Withdrawal	20%	5%									11%
	Success	73%	65%									69%
ONLINE - ASYNCHRONOUS	Enrollment			32	33	15	25	9	10	14	35	173
	Withdrawal			9%	0%	7%	0%	*	0%	0%	26%	8%
	Success			38%	58%	53%	40%	*	80%	36%	37%	46%
ALL	Enrollment	15	20	32	33	15	25	9	10	14	35	208
	Withdrawal	20%	5%	9%	0%	7%	0%	-100%	0%	0%	26%	8%
	Success	73%	65%	38%	58%	53%	40%	-100%	80%	36%	37%	50%

MEETING TIME (FACE TO FACE AND HYBRID ONLY)		SP18	FA18	All Terms
Evening (Starts at 5:00PM or After)	Enrollment	15	20	35
	Withdrawal	20%	5%	11%
	Success	73%	65%	69%
ALL	Enrollment	15	20	35
	Withdrawal	20%	5%	11%
	Success	73%	65%	69%

SKYLINE COLLEGE STUDENT OUTCOMES

Department(s): IBUS



		SP18	FA18	FA19	SP20	SU20	FA20	SP21	SU21	FA21	SP22	All Terms
Low Income:	Enrollment	13	16	16	15	12	16	6	8	7	19	128
	Withdrawal	15%	6%	6%	0%	8%	0%	*	*	*	32%	9%
	Success	77%	69%	44%	67%	67%	38%	*	*	*	26%	55%
Low Income: Yes	Enrollment	2	4	16	18	3	9	3	2	7	16	80
	Withdrawal	*	*	13%	0%	*	*	*	*	*	19%	7%
	Success	*	*	31%	50%	*	*	*	*	*	50%	40%
ALL	Enrollment	15	20	32	33	15	25	9	10	14	35	208
	Withdrawal	20%	5%	9%	0%	7%	0%	-100%	0%	0%	26%	8%
	Success	73%	65%	38%	58%	53%	40%	-100%	80%	36%	37%	50%

SKYLINE COLLEGE STUDENT OUTCOMES

Department(s): IBUS



		SP18	FA18	FA19	SP20	SU20	FA20	SP21	SU21	FA21	SP22	All Terms
Age Under 18	Enrollment					5		2	4	1	5	17
	Withdrawal					*		*	*	*	*	12%
	Success					*		*	*	*	*	65%
Age 18 - 22	Enrollment	2	3	16	11	2	12	2	5	3	17	73
	Withdrawal	*	*	19%	*	*	0%	*	*	*	35%	14%
	Success	*	*	31%	*	*	33%	*	*	*	18%	41%
Age 23 - 28	Enrollment	3	4	6	8	3	7	2	1	3	8	45
	Withdrawal	*	*	*	*	*	*	*	*	*	*	2%
	Success	*	*	*	*	*	*	*	*	*	*	49%
Age 29 - 39	Enrollment	7	9	6	8	3	5	2		5	1	46
	Withdrawal	*	*	*	*	*	*	*		*	*	7%
	Success	*	*	*	*	*	*	*		*	*	54%
Age 40 - 49	Enrollment	2	1	2	3	1	1	1		2	4	17
	Withdrawal	*	*	*	*	*	*	*		*	*	6%
	Success	*	*	*	*	*	*	*		*	*	41%
Age 50 - 59	Enrollment	1	2	1	2	1						7
	Withdrawal	*	*	*	*	*						*
	Success	*	*	*	*	*						*
Age 60 +	Enrollment		1	1	1							3
	Withdrawal		*	*	*							*
	Success		*	*	*							*
ALL	Enrollment	15	20	32	33	15	25	9	10	14	35	208
	Withdrawal	20%	5%	9%	0%	7%	0%	-100%	0%	0%	26%	8%
	Success	73%	65%	38%	58%	53%	40%	-100%	80%	36%	37%	50%

SKYLINE COLLEGE STUDENT OUTCOMES

Department(s): IBUS



		SP18	FA18	FA19	SP20	SU20	FA20	SP21	SU21	FA21	SP22	All Terms
4yr stu take class for 4yr col	Enrollment				2	3			1		1	7
	Withdrawal				*	*			*		*	-100%
	Success				*	*			*		*	*
College Preparation	Enrollment			1				2	4	2		9
	Withdrawal			*				*	*	*		-100%
	Success			*				*	*	*		*
CTE Certif/ Career Development	Enrollment	8	11	5	10	2	2	3		4	1	46
	Withdrawal	*	0%	*	0%	*	*	*		*	*	4%
	Success	*	73%	*	50%	*	*	*		*	*	54%
Degree/Transfer	Enrollment	5	7	22	17	3	18	4	3	6	27	112
	Withdrawal	*	*	14%	0%	*	0%	*	*	*	26%	12%
	Success	*	*	27%	65%	*	33%	*	*	*	37%	45%
Exploratory	Enrollment	2	2	4	4	7	5		2	2	6	34
	Withdrawal	*	*	*	*	*	*		*	*	*	6%
	Success	*	*	*	*	*	*		*	*	*	59%
ALL	Enrollment	15	20	32	33	15	25	9	10	14	35	208
	Withdrawal	20%	5%	9%	0%	7%	0%	-100%	0%	0%	26%	8%
	Success	73%	65%	38%	58%	53%	40%	-100%	80%	36%	37%	50%

SKYLINE COLLEGE STUDENT OUTCOMES

Department(s): IBUS



		SP18	FA18	FA19	SP20	SU20	FA20	SP21	SU21	FA21	SP22	All Terms
Full Time (12+ Units at SMCCCD)	Enrollment	5	7	21	15		16	4	1	4	16	89
	Withdrawal	*	*	14%	0%		0%	*	*	*	25%	9%
	Success	*	*	29%	53%		44%	*	*	*	38%	46%
Part Time (< 12 Units at SMCCCD)	Enrollment	10	13	11	18	15	9	5	9	10	19	119
	Withdrawal	30%	0%	0%	0%	7%	*	*	*	0%	26%	8%
	Success	60%	54%	55%	61%	53%	*	*	*	40%	37%	52%
ALL	Enrollment	15	20	32	33	15	25	9	10	14	35	208
	Withdrawal	20%	5%	9%	0%	7%	0%	-100%	0%	0%	26%	8%
	Success	73%	65%	38%	58%	53%	40%	-100%	80%	36%	37%	50%

SKYLINE COLLEGE PRODUCTIVITY

Department(s): IBUS

Year	FTEF	FTES	FTES Percent Change	Load	Load Percent Change	Sections	Census Enroll / Section
2017-2018	.27	2.0		225		1	15.0
2018-2019	.20	2.0	0.0%	300	33.3%	1	20.0
2019-2020	.80	6.50	225.0%	244	-18.8%	4	16.3
2020-2021	.80	4.90	-24.6%	184	-24.6%	4	12.3
2021-2022	.80	5.90	20.4%	221	20.4%	4	14.8

Term	FTEF	FTES	FTES Percent Change	Load	Load Percent Change	Sections	Census Enroll / Section
Fall 2018	.20	2.0		300		1	20.0
Fall 2019	.40	3.20	60.0%	240	-20.0%	2	16.0
Fall 2020	.40	2.50	-21.9%	188	-21.9%	2	12.5
Fall 2021	.20	1.40	-44.0%	210	12.0%	1	14.0
Spring 2018	.27	2.0		225		1	15.0
Spring 2020	.40	3.30	65.0%	248	10.0%	2	16.5
Spring 2021	.20	.90	-72.7%	135	-45.5%	1	9.0
Spring 2022	.40	3.50	288.9%	263	94.4%	2	17.5
Summer 2020	.20	1.50		225		1	15.0
Summer 2021	.20	1.0	-33.3%	150	-33.3%	1	10.0