

# DEFINITIONS

<b>Reporting Period</b>	Academic Year(s): 2017-2018 to 2021-2022
<b>Duplicated Headcount (Enrollments)</b>	Counts each student once for every course in which they enroll.
<b>Unduplicated Headcount</b>	Counts each student once and only once, regardless of the number of courses in which they enroll.
<b>Course Success</b>	Grades starting with 'A', 'B', 'C', and 'P' are considered successful – all other letter grades represent unsuccessful outcomes. The success rate is calculated based on the following formula: $\text{Success Rate} = \frac{\text{Number of registrations with grades A, B, C, or P}}{\text{Number of registrations with a non-blank grade}}$ Note that the denominator includes withdrawals, i.e. grades of W.
<b>Course Retention</b>	The percentage of enrollments that earned any letter grade other than W.
<b>Course Withdrawal</b>	The percentage of enrollments that earned a W letter grade.
<b>Data Suppression</b>	The success rates and withdrawal rates for demographic sub-populations of students fewer than 10 are suppressed. These cells are masked with an asterisk (*).
<b>Subpopulations Less Than 1%</b>	For the following sections, if the percent size of a subpopulation is greater than zero but less than 1% then it is shown as "<1%": GENDER & ETHNICITY, AGE & GOAL.
<b>Goals</b>	Goals are grouped as follows:  4 yr stu take class for 4 yr col: Includes the educational goal "4-year students take class for 4-year college"  College Preparation: Includes the educational goals "Complete Credits for HS Diplom" and "Improve Basic Skills"  CTE Certif/Career Development: Includes the educational goals "Acquire Job Skills/ New Career", "Earn 2 year Certificate without Transfer", "Maintain Certificate/License", "Update Job Skills/ Job Advance", and "Earn Vocational Certificate without Transfer"  Degree/Transfer: Includes the educational goals "Earn AA/AS & Transfer to 4 year institution", "Earn AA/AS w/out Transfer", and "Transfer to 4 year institution without AA/AS"  Exploratory: Includes all other goals not listed above.
<b>Full-Time Equivalent Faculty (FTEF)</b>	Total faculty workload divided by 15. Excludes faculty workload assigned to sections that were cancelled.
<b>Full-Time Equivalent Students (FTES)</b>	1 FTES = 525 contact hours. Cancelled sections and audit enrollments are excluded from this figure.
<b>Load</b>	Weekly Student Contact Hours (WSCH) ÷ FTEF. Cancelled sections and audit enrollments are excluded from this figure.
<b>Fall Unit Load</b>	Based on the unit enrollment districtwide.
<b>Modality</b>	Hybrid = Section designator begins with H and/or has an HYBR attribute  Online - Synchronous = Online sections that have an attribute code of SYNC or CVSY.  Online - Aynchronous = Online sections that do not have an attribute code of SYNC or CVSY.  Face to Face = All others.
<b>Departments</b>	This report includes ONLY the following department(s): ENV5, GEOL, OCEN.
<b>Courses</b>	This report includes ALL courses.

# SKYLINE COLLEGE STUDENT CHARACTERISTICS

## Department(s): ENVS, GEOL, OCEN

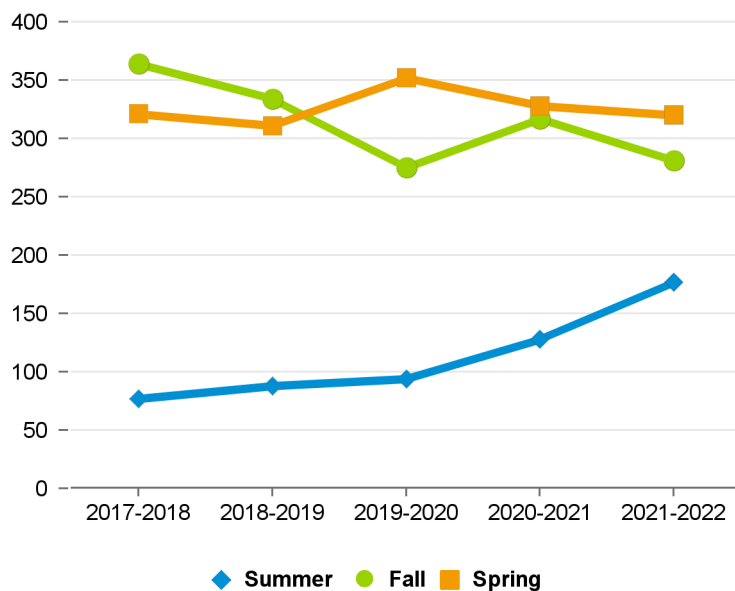
### Unduplicated Headcount by Term

	2017-2018	2018-2019	2019-2020	2020-2021	2021-2022
<b>Summer</b>	77	88	94	128	177
<b>Fall</b>	364	334	275	317	281
<b>Spring</b>	321	311	352	328	320
<b>Total</b>	<b>655</b>	<b>669</b>	<b>666</b>	<b>714</b>	<b>721</b>

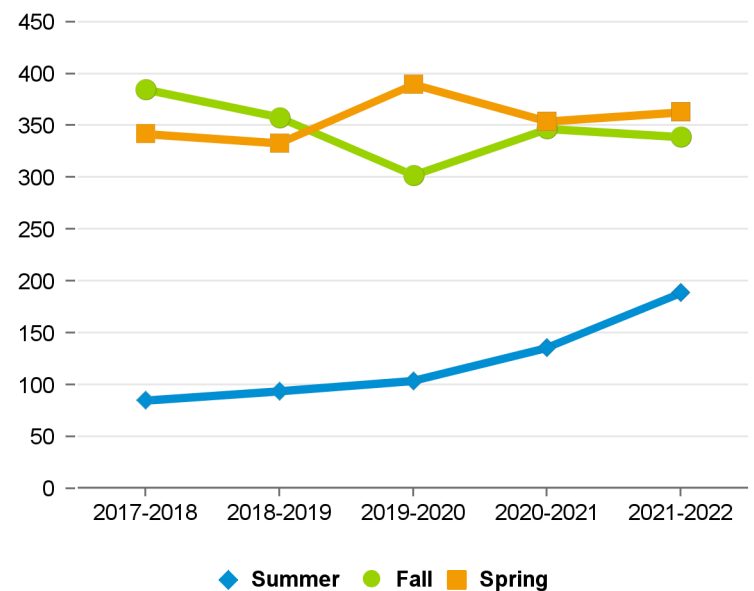
### Enrollments by Term

	2017-2018	2018-2019	2019-2020	2020-2021	2021-2022
<b>Summer</b>	85	94	104	136	189
<b>Fall</b>	385	358	302	347	339
<b>Spring</b>	342	333	390	354	363
<b>Total</b>	<b>812</b>	<b>785</b>	<b>796</b>	<b>837</b>	<b>891</b>

**Unduplicated Headcount by Term**



**Enrollments by Term**



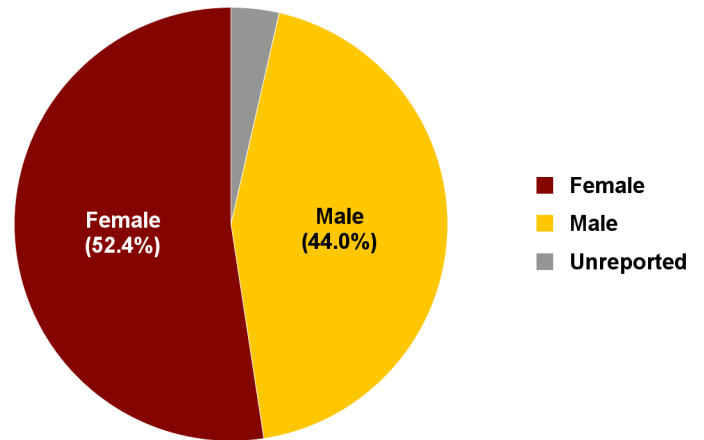
# SKYLINE COLLEGE STUDENT CHARACTERISTICS

Department(s): ENVS, GEOL, OCEN



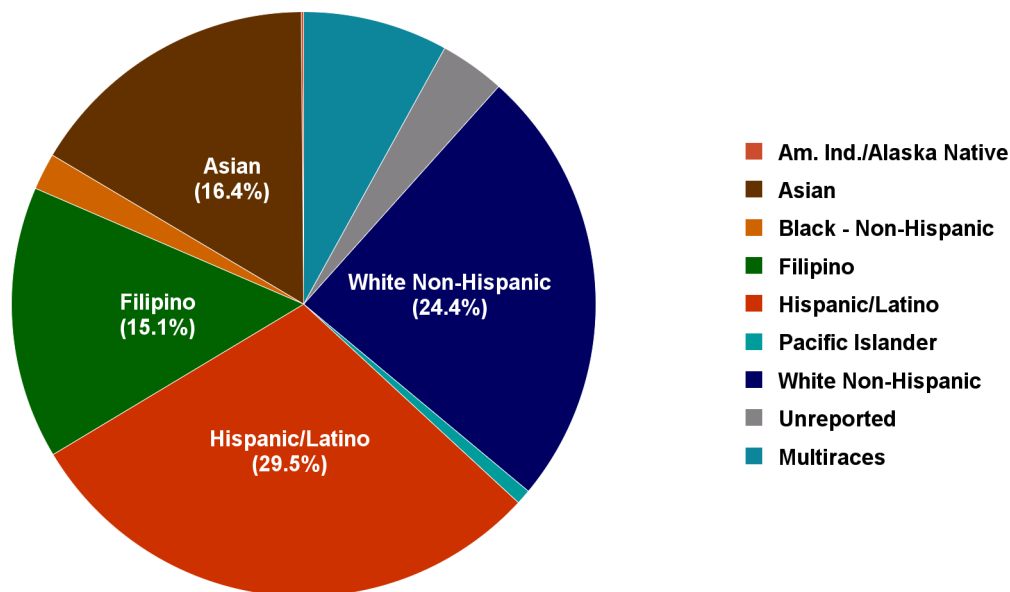
## Unduplicated Headcount by Gender

	Female	Male	Unreported
2017-2018	53.9%	40.5%	5.6%
2018-2019	51.7%	43.0%	5.2%
2019-2020	54.5%	42.5%	3.0%
2020-2021	51.4%	44.7%	3.9%
2021-2022	53.1%	43.6%	3.3%
<b>Total</b>	<b>1,523</b>	<b>1,278</b>	<b>104</b>
<b>Total %</b>	<b>52.4%</b>	<b>44.0%</b>	<b>3.6%</b>



## Unduplicated Headcount by Ethnicity

	2017-2018	2018-2019	2019-2020	2020-2021	2021-2022	Total	Total %
Am. Ind./Alaska Native	<1%	<1%	<1%	<1%		4	<1%
Asian	17.3%	14.8%	16.8%	15.1%	14.0%	475	16.4%
Black - Non-Hispanic	1.8%	2.5%	1.8%	2.0%	1.7%	59	2.0%
Filipino	15.1%	14.8%	17.0%	12.7%	13.5%	438	15.1%
Hispanic/Latino	27.6%	30.6%	26.7%	27.9%	27.9%	858	29.5%
Pacific Islander	<1%	1.0%	<1%	<1%	1.5%	24	<1%
White Non-Hispanic	24.4%	23.9%	27.3%	31.4%	27.5%	709	24.4%
Unreported	4.9%	4.8%	1.5%	2.2%	5.4%	105	3.6%
Multiraces	8.5%	7.3%	8.1%	7.7%	8.6%	233	8.0%
<b>Total</b>	<b>655</b>	<b>669</b>	<b>666</b>	<b>714</b>	<b>721</b>	<b>2,905</b>	<b>100.0%</b>



# SKYLINE COLLEGE STUDENT CHARACTERISTICS

## Department(s): ENVS, GEOL, OCEN



### Unduplicated Headcount by Age

	2017-2018	2018-2019	2019-2020	2020-2021	2021-2022	Total	Total %
Age Under 18	13.1%	17.9%	20.3%	21.6%	27.6%	461	15.9%
Age 18 - 22	57.1%	57.8%	54.2%	55.6%	46.3%	1,695	58.3%
Age 23 - 28	20.0%	16.3%	15.5%	13.3%	15.3%	501	17.2%
Age 29 - 39	6.1%	5.4%	6.8%	6.3%	7.5%	205	7.1%
Age 40 - 49	2.3%	1.5%	2.0%	1.5%	1.7%	58	2.0%
Age 50 - 59	<1%	<1%	<1%	<1%	<1%	22	<1%
Age 60 +	<1%	<1%	<1%	<1%	<1%	21	<1%
<b>Total</b>	<b>655</b>	<b>669</b>	<b>666</b>	<b>714</b>	<b>721</b>	<b>2,905</b>	<b>100.0%</b>

### Unduplicated Headcount by Goal

	2017-2018	2018-2019	2019-2020	2020-2021	2021-2022	Total	Total %
4yr stu take class for 4yr col	4.9%	3.7%	4.2%	3.1%	2.4%	116	4.0%
College Preparation	4.4%	8.5%	12.5%	12.9%	14.8%	193	6.6%
CTE Certif/Career Development	6.3%	3.7%	4.2%	1.7%	3.5%	124	4.3%
Degree/Transfer	63.2%	68.5%	67.0%	69.6%	67.8%	2,070	71.3%
Exploratory	21.2%	15.5%	12.2%	12.7%	11.5%	402	13.8%
<b>Total</b>	<b>655</b>	<b>669</b>	<b>666</b>	<b>714</b>	<b>721</b>	<b>2,905</b>	<b>100.0%</b>

### Unduplicated Headcount by Fall Unit Load

	FALL 2017		FALL 2018		FALL 2019		FALL 2020		FALL 2021	
Full Time (12+ Units)	140	38.5%	156	46.7%	139	50.5%	160	50.5%	120	42.7%
Part Time (Less Than 12 Units)	224	61.5%	178	53.3%	136	49.5%	157	49.5%	161	57.3%
<b>Total</b>	<b>364</b>		<b>334</b>		<b>275</b>		<b>317</b>		<b>281</b>	

**Annual Course Success and Retention**

	<b>Enrollments</b>	<b>Success Count</b>	<b>Success Rate</b>	<b>Retention Rate</b>	<b>Withdrawal Rate</b>
<b>2017-2018</b>	812	694	85.5%	92.4%	7.6%
<b>2018-2019</b>	785	666	84.8%	93.9%	6.1%
<b>2019-2020</b>	796	685	86.1%	95.6%	4.4%
<b>2020-2021</b>	837	719	85.9%	99.6%	0.4%
<b>2021-2022</b>	891	749	84.1%	97.9%	2.1%
<b>Total</b>	<b>4,121</b>	<b>3,513</b>	<b>85.2%</b>	<b>95.9%</b>	<b>4.1%</b>

**Term Course Success and Retention**

	<b>Enrollments</b>	<b>Success Count</b>	<b>Success Rate</b>	<b>Retention Rate</b>	<b>Withdrawal Rate</b>
<b>Summer 2017</b>	85	72	84.7%	87.1%	12.9%
<b>Fall 2017</b>	385	329	85.5%	93.2%	6.8%
<b>Spring 2018</b>	342	293	85.7%	92.7%	7.3%
<b>Summer 2018</b>	94	82	87.2%	93.6%	6.4%
<b>Fall 2018</b>	358	294	82.1%	92.7%	7.3%
<b>Spring 2019</b>	333	290	87.1%	95.2%	4.8%
<b>Summer 2019</b>	104	84	80.8%	88.5%	11.5%
<b>Fall 2019</b>	302	264	87.4%	95.7%	4.3%
<b>Spring 2020</b>	390	337	86.4%	97.4%	2.6%
<b>Summer 2020</b>	136	121	89.0%	100.0%	0.0%
<b>Fall 2020</b>	347	300	86.5%	100.0%	0.0%
<b>Spring 2021</b>	354	298	84.2%	99.2%	0.8%
<b>Summer 2021</b>	189	158	83.6%	99.5%	0.5%
<b>Fall 2021</b>	339	275	81.1%	99.4%	0.6%
<b>Spring 2022</b>	363	316	87.1%	95.6%	4.4%
<b>Total</b>	<b>4,121</b>	<b>3,513</b>	<b>85.2%</b>	<b>95.9%</b>	<b>4.1%</b>

# SKYLINE COLLEGE STUDENT OUTCOMES

Department(s): ENVS, GEOL, OCEN



		SU17	FA17	SP18	SU18	FA18	SP19	SU19	FA19	SP20	SU20	FA20	SP21	SU21	FA21	SP22	All Terms
Am. Ind./ Alaska Native	Enrollment		1				1		1	1		2					6
	Withdrawal		*				*		*	*		*					*
	Success		*				*		*	*		*					*
Asian	Enrollment	15	69	58	14	51	45	10	60	63	24	52	48	39	40	44	632
	Withdrawal	20%	1%	3%	7%	8%	0%	10%	0%	2%	0%	0%	0%	0%	0%	2%	2%
	Success	73%	93%	91%	93%	82%	100%	90%	90%	94%	92%	87%	94%	95%	88%	93%	91%
Black - Non-Hispanic	Enrollment		8	7	1	11	6	2	4	9	3	6	7	3	5	6	78
	Withdrawal		*	*	*	9%	*	*	*	*	*	*	*	*	*	*	6%
	Success		*	*	*	82%	*	*	*	*	*	*	*	*	*	*	68%
Filipino	Enrollment	14	43	56	9	53	56	18	54	69	10	49	48	14	44	55	592
	Withdrawal	14%	7%	9%	*	9%	5%	11%	15%	6%	0%	0%	2%	0%	0%	11%	7%
	Success	86%	79%	79%	*	70%	84%	83%	80%	77%	90%	82%	83%	36%	73%	78%	78%
Hispanic/ Latino	Enrollment	24	102	86	37	113	95	40	77	100	51	87	103	53	112	93	1,173
	Withdrawal	13%	12%	16%	11%	8%	7%	13%	4%	1%	0%	0%	2%	0%	1%	8%	6%
	Success	88%	81%	78%	84%	77%	79%	83%	87%	84%	84%	85%	72%	79%	74%	78%	80%
Pacific Islander	Enrollment		1		4	2	1		2	2		3	2	3	5	4	29
	Withdrawal		*		*	*	*		*	*		*	*	*	*	*	3%
	Success		*		*	*	*		*	*		*	*	*	*	*	86%
White Non-Hispanic	Enrollment	23	101	83	18	94	84	20	73	112	37	115	109	40	89	118	1,116
	Withdrawal	9%	6%	2%	0%	6%	5%	15%	3%	2%	0%	0%	0%	0%	0%	1%	3%
	Success	87%	87%	94%	100%	90%	89%	70%	93%	92%	95%	90%	91%	93%	91%	97%	91%
Unreported	Enrollment	2	26	26	5	2	25	3	7	4	7	7	5	27	8	6	160
	Withdrawal	*	0%	0%	*	*	0%	*	*	*	*	*	*	4%	*	*	1%
	Success	*	100%	100%	*	*	100%	*	*	*	*	*	*	85%	*	*	97%
Multiraces	Enrollment	7	34	26	6	32	20	11	24	30	4	26	32	10	36	37	335
	Withdrawal	*	9%	4%	*	3%	10%	0%	0%	3%	*	0%	0%	0%	0%	3%	3%
	Success	*	82%	81%	*	94%	85%	82%	83%	83%	*	88%	84%	80%	83%	86%	85%
ALL	Enrollment	85	385	342	94	358	333	104	302	390	136	347	354	189	339	363	4,121
	Withdrawal	13%	7%	7%	6%	7%	5%	12%	4%	3%	0%	0%	1%	1%	1%	4%	4%
	Success	85%	85%	86%	87%	82%	87%	81%	87%	86%	89%	86%	84%	84%	81%	87%	85%

# SKYLINE COLLEGE STUDENT OUTCOMES

Department(s): ENVS, GEOL, OCEN



		SU17	FA17	SP18	SU18	FA18	SP19	SU19	FA19	SP20	SU20	FA20	SP21	SU21	FA21	SP22	All Terms
Female	Enrollment	54	206	181	55	208	144	47	162	230	76	183	177	105	178	197	<b>2,203</b>
	Withdrawal	7%	7%	8%	5%	8%	6%	11%	4%	2%	0%	0%	1%	0%	1%	5%	<b>4%</b>
	Success	89%	83%	87%	89%	82%	85%	83%	93%	91%	89%	87%	89%	87%	84%	89%	<b>87%</b>
Male	Enrollment	28	149	135	35	143	161	56	131	148	56	156	158	80	148	152	<b>1,736</b>
	Withdrawal	25%	7%	7%	9%	7%	5%	13%	5%	4%	0%	0%	1%	1%	1%	3%	<b>4%</b>
	Success	75%	87%	82%	83%	83%	86%	79%	82%	80%	89%	85%	80%	79%	78%	85%	<b>83%</b>
Unreported	Enrollment	3	30	26	4	7	28	1	9	12	4	8	19	4	13	14	<b>182</b>
	Withdrawal	*	7%	0%	*	*	0%	*	*	0%	*	*	0%	*	0%	14%	<b>2%</b>
	Success	*	93%	96%	*	*	100%	*	*	83%	*	*	79%	*	85%	86%	<b>90%</b>
ALL	Enrollment	85	385	342	94	358	333	104	302	390	136	347	354	189	339	363	<b>4,121</b>
	Withdrawal	13%	7%	7%	6%	7%	5%	12%	4%	3%	0%	0%	1%	1%	1%	4%	<b>4%</b>
	Success	85%	85%	86%	87%	82%	87%	81%	87%	86%	89%	86%	84%	84%	81%	87%	<b>85%</b>





# SKYLINE COLLEGE STUDENT OUTCOMES

Department(s): ENVS, GEOL, OCEN



Male	Enrollment				7	2	1	3	5	2	4	5			3	<b>32</b>
	Withdrawal				*	*	*	*	*	*	*	*			*	<b>6%</b>
	Success				*	*	*	*	*	*	*	*			*	<b>56%</b>
Black - Non-Hispanic Total	Enrollment	8	7	1	11	6	2	4	9	3	6	7	3	5	6	<b>78</b>
	Withdrawal	-100%	-100%	-100%	9%	-100%	-100%	-100%	-100%	-100%	-100%	-100%	-100%	-100%	-100%	<b>6%</b>
	Success	-100%	-100%	-100%	82%	-100%	-100%	-100%	-100%	-100%	-100%	-100%	-100%	-100%	-100%	<b>68%</b>

Filipino		SU17	FA17	SP18	SU18	FA18	SP19	SU19	FA19	SP20	SU20	FA20	SP21	SU21	FA21	SP22	All Terms
Female	Enrollment	8	24	28	6	25	22	7	21	35	6	25	23	7	17	26	<b>280</b>
	Withdrawal	*	8%	11%	*	8%	5%	*	19%	6%	*	0%	4%	*	0%	12%	<b>7%</b>
	Success	*	75%	82%	*	72%	73%	*	71%	86%	*	72%	83%	*	65%	85%	<b>78%</b>
Male	Enrollment	6	19	26	3	27	34	11	30	32	4	22	23	7	25	26	<b>295</b>
	Withdrawal	*	5%	8%	*	11%	6%	*	13%	6%	*	0%	0%	*	0%	4%	<b>6%</b>
	Success	*	84%	73%	*	67%	91%	*	87%	69%	*	91%	87%	*	80%	77%	<b>79%</b>
Unreported	Enrollment			2		1			3	2		2	2		2	3	<b>17</b>
	Withdrawal			*		*			*	*		*	*		*	*	<b>12%</b>
	Success			*		*			*	*		*	*		*	*	<b>65%</b>
Filipino Total	Enrollment	14	43	56	9	53	56	18	54	69	10	49	48	14	44	55	<b>592</b>
	Withdrawal	14%	7%	9%	-100%	9%	5%	11%	15%	6%	0%	0%	2%	0%	0%	11%	<b>7%</b>
	Success	86%	79%	79%	-100%	70%	84%	83%	80%	77%	90%	82%	83%	36%	73%	78%	<b>78%</b>

Hispanic/Latino		SU17	FA17	SP18	SU18	FA18	SP19	SU19	FA19	SP20	SU20	FA20	SP21	SU21	FA21	SP22	All Terms
Female	Enrollment	16	58	53	22	69	48	21	48	55	32	52	52	33	59	53	<b>671</b>
	Withdrawal	6%	16%	17%	14%	6%	8%	19%	2%	0%	0%	0%	2%	0%	0%	9%	<b>6%</b>
	Success	94%	76%	79%	86%	75%	77%	81%	96%	85%	84%	85%	77%	79%	78%	77%	<b>81%</b>
Male	Enrollment	8	39	31	13	43	44	19	28	38	19	34	46	20	47	35	<b>464</b>
	Withdrawal	*	3%	16%	8%	12%	7%	5%	7%	3%	0%	0%	2%	0%	2%	6%	<b>5%</b>
	Success	*	92%	74%	77%	81%	80%	84%	75%	82%	84%	85%	65%	80%	66%	77%	<b>78%</b>
Unreported	Enrollment		5	2	2	1	3		1	7		1	5		6	5	<b>38</b>
	Withdrawal		*	*	*	*	*		*	*		*	*		*	*	<b>5%</b>
	Success		*	*	*	*	*		*	*		*	*		*	*	<b>84%</b>

# SKYLINE COLLEGE STUDENT OUTCOMES

Department(s): ENVS, GEOL, OCEN



Hispanic/ Latino Total	Enrollment	24	102	86	37	113	95	40	77	100	51	87	103	53	112	93	<b>1,173</b>
	Withdrawal	13%	12%	16%	11%	8%	7%	13%	4%	1%	0%	0%	2%	0%	1%	8%	<b>6%</b>
	Success	88%	81%	78%	84%	77%	79%	83%	87%	84%	84%	84%	85%	72%	79%	74%	78%

Pacific Islander		FA17	SU18	FA18	SP19	FA19	SP20	FA20	SP21	SU21	FA21	SP22	All Terms
Female	Enrollment		3	1			1	1	1		5	2	<b>14</b>
	Withdrawal		*	*			*	*	*		*	*	<b>0%</b>
	Success		*	*			*	*	*		*	*	<b>86%</b>
Male	Enrollment	1	1	1	1	2	1	2	1	3		2	<b>15</b>
	Withdrawal	*	*	*	*	*	*	*	*	*		*	<b>7%</b>
	Success	*	*	*	*	*	*	*	*	*		*	<b>87%</b>
Pacific Islander Total	Enrollment	1	4	2	1	2	2	3	2	3	5	4	<b>29</b>
	Withdrawal	-100%	-100%	-100%	-100%	-100%	-100%	-100%	-100%	-100%	-100%	-100%	<b>3%</b>
	Success	-100%	-100%	-100%	-100%	-100%	-100%	-100%	-100%	-100%	-100%	-100%	<b>86%</b>

White Non-Hispanic		SU17	FA17	SP18	SU18	FA18	SP19	SU19	FA19	SP20	SU20	FA20	SP21	SU21	FA21	SP22	All Terms
Female	Enrollment	15	62	49	12	63	40	9	47	72	19	54	56	24	54	64	<b>640</b>
	Withdrawal	0%	3%	0%	0%	8%	5%	*	4%	1%	0%	0%	0%	0%	0%	2%	<b>2%</b>
	Success	93%	90%	98%	100%	89%	93%	*	96%	93%	95%	96%	96%	92%	94%	98%	<b>94%</b>
Male	Enrollment	7	37	33	6	28	42	10	25	37	18	57	47	14	35	52	<b>448</b>
	Withdrawal	*	11%	6%	*	4%	5%	*	0%	3%	0%	0%	0%	0%	0%	0%	<b>3%</b>
	Success	*	81%	88%	*	93%	86%	*	88%	89%	94%	84%	87%	93%	86%	96%	<b>88%</b>
Unreported	Enrollment	1	2	1		3	2	1	1	3		4	6	2		2	<b>28</b>
	Withdrawal	*	*	*		*	*	*	*	*		*	*	*		*	<b>0%</b>
	Success	*	*	*		*	*	*	*	*		*	*	*		*	<b>93%</b>
White Non-Hispanic Total	Enrollment	23	101	83	18	94	84	20	73	112	37	115	109	40	89	118	<b>1,116</b>
	Withdrawal	9%	6%	2%	0%	6%	5%	15%	3%	2%	0%	0%	0%	0%	0%	1%	<b>3%</b>
	Success	87%	87%	94%	100%	90%	89%	70%	93%	92%	95%	90%	91%	93%	91%	97%	<b>91%</b>

Unreported		SU17	FA17	SP18	SU18	FA18	SP19	SU19	FA19	SP20	SU20	FA20	SP21	SU21	FA21	SP22	All Terms
------------	--	------	------	------	------	------	------	------	------	------	------	------	------	------	------	------	-----------

# SKYLINE COLLEGE STUDENT OUTCOMES

Department(s): ENVS, GEOL, OCEN



Female	Enrollment	1	3	3	1	1	1	1	5	4	2	1	1	14	3	1	42
	Withdrawal	*	*	*	*	*	*	*	*	*	*	*	*	0%	*	*	0%
	Success	*	*	*	*	*	*	*	*	*	*	*	*	100%	*	*	100%
Male	Enrollment		3	5	2	1	5	2	2		1	6	4	12	2	4	49
	Withdrawal		*	*	*	*	*	*	*		*	*	*	8%	*	*	2%
	Success		*	*	*	*	*	*	*		*	*	*	67%	*	*	92%
Unreported	Enrollment	1	20	18	2		19				4			1	3	1	69
	Withdrawal	*	0%	0%	*		0%				*			*	*	*	0%
	Success	*	100%	100%	*		100%				*			*	*	*	99%
Unreported Total	Enrollment	2	26	26	5	2	25	3	7	4	7	7	5	27	8	6	160
	Withdrawal	-100%	0%	0%	-100%	-100%	0%	-100%	-100%	-100%	-100%	-100%	-100%	4%	-100%	-100%	1%
	Success	-100%	100%	100%	-100%	-100%	100%	-100%	-100%	-100%	-100%	-100%	-100%	85%	-100%	-100%	97%

Multiraces		SU17	FA17	SP18	SU18	FA18	SP19	SU19	FA19	SP20	SU20	FA20	SP21	SU21	FA21	SP22	All Terms
Female	Enrollment	5	15	9	3	18	8	5	9	20	2	16	18	6	20	23	177
	Withdrawal	*	7%	*	*	0%	*	*	*	5%	*	0%	0%	*	0%	0%	2%
	Success	*	80%	*	*	94%	*	*	*	85%	*	88%	89%	*	90%	87%	85%
Male	Enrollment	2	18	16	3	13	9	6	12	10	2	10	11	4	15	12	143
	Withdrawal	*	11%	0%	*	8%	*	*	0%	0%	*	0%	0%	*	0%	*	5%
	Success	*	83%	88%	*	92%	*	*	83%	80%	*	90%	73%	*	80%	*	84%
Unreported	Enrollment		1	1		1	3		3				3		1	2	15
	Withdrawal		*	*		*	*		*				*		*	*	*
	Success		*	*		*	*		*				*		*	*	*
Multiraces Total	Enrollment	7	34	26	6	32	20	11	24	30	4	26	32	10	36	37	335
	Withdrawal	-100%	9%	4%	-100%	3%	10%	0%	0%	3%	-100%	0%	0%	0%	0%	3%	3%
	Success	-100%	82%	81%	-100%	94%	85%	82%	83%	83%	-100%	88%	84%	80%	83%	86%	85%

# SKYLINE COLLEGE STUDENT OUTCOMES

Department(s): ENVS, GEOL, OCEN



MODALITY		SU17	FA17	SP18	SU18	FA18	SP19	SU19	FA19	SP20	SU20	FA20	SP21	SU21	FA21	SP22
FACE TO FACE	Enrollment	35	308	280	36	261	241	53	183	242	32	214	87	2	92	89
	Withdrawal	20%	5%	7%	6%	7%	4%	19%	3%	0%	0%	0%	0%	*	0%	0%
	Success	77%	89%	86%	81%	84%	90%	72%	90%	88%	97%	87%	100%	*	100%	94%
HYBRID	Enrollment	10														
	Withdrawal	0%														
	Success	100%														
ONLINE - ASYNCHRONOUS	Enrollment	40	77	62	58	97	92	51	119	148	104	133	225	187	175	216
	Withdrawal	10%	16%	10%	7%	8%	7%	4%	6%	6%	0%	0%	1%	1%	1%	7%
	Success	88%	70%	85%	91%	78%	79%	90%	84%	83%	87%	86%	80%	83%	78%	83%
ONLINE - SYNCHRONOUS	Enrollment												42		72	58
	Withdrawal												0%		0%	2%
	Success												74%		65%	91%
ALL	Enrollment	85	385	342	94	358	333	104	302	390	136	347	354	189	339	363
	Withdrawal	13%	7%	7%	6%	7%	5%	12%	4%	3%	0%	0%	1%	1%	1%	4%
	Success	85%	85%	86%	87%	82%	87%	81%	87%	86%	89%	86%	84%	84%	81%	87%

MEETING TIME (FACE TO FACE AND HYBRID ONLY)		SU17	FA17	SP18	SU18	FA18	SP19	SU19	FA19	SP20	SU20	FA20	SP21	SU21	FA21	SP22
Afternoon (Starts Between 12:00PM and 4:59PM)	Enrollment	18	113	109	22	79	131	25	28	26	18	88				
	Withdrawal	17%	2%	8%	9%	8%	5%	20%	0%	0%	0%	0%				
	Success	78%	94%	82%	68%	82%	93%	80%	96%	88%	94%	81%				
Evening (Starts at 5:00PM or After)	Enrollment		24	23												
	Withdrawal		21%	0%												
	Success		67%	91%												
Morning (Starts Before 12:00PM)	Enrollment	16	168	147	14	178	108	24	155	216		120	59		64	87
	Withdrawal	25%	4%	7%	0%	7%	4%	21%	4%	0%		0%	0%		0%	0%
	Success	75%	89%	88%	100%	84%	86%	75%	88%	88%		91%	100%		100%	94%
Unknown	Enrollment	11	3	1		4	2	4			14	6	28	2	28	2
	Withdrawal	0%	*	*		*	*	*			0%	*	0%	*	0%	*
	Success	100%	*	*		*	*	*			100%	*	100%	*	100%	*

# SKYLINE COLLEGE STUDENT OUTCOMES

Department(s): ENVS, GEOL, OCEN



All Terms
2,155
4%
88%
10
0%
100%
1,784
4%
82%
172
1%
76%
4,121
4%
85%

All Terms
657
5%
87%
47
11%
79%
1,356
4%
89%
105
0%
96%

# SKYLINE COLLEGE STUDENT OUTCOMES

Department(s): ENVS, GEOL, OCEN



ALL	<b>Enrollment</b>	45	308	280	36	261	241	53	183	242	32	214	87	2	92	89
	<b>Withdrawal</b>	16%	5%	7%	6%	7%	4%	19%	3%	0%	0%	0%	0%	-100%	0%	0%
	<b>Success</b>	82%	89%	86%	81%	84%	90%	72%	90%	88%	97%	87%	100%	-100%	100%	94%

# SKYLINE COLLEGE STUDENT OUTCOMES

Department(s): ENVS, GEOL, OCEN



2,165
4%
88%

# SKYLINE COLLEGE STUDENT OUTCOMES

Department(s): ENVS, GEOL, OCEN



		SU17	FA17	SP18	SU18	FA18	SP19	SU19	FA19	SP20	SU20	FA20	SP21	SU21	FA21	SP22	All Terms
<b>Low Income:</b>	<b>Enrollment</b>	43	257	215	53	223	224	60	197	256	93	223	243	123	240	265	<b>2,715</b>
	<b>Withdrawal</b>	12%	4%	5%	6%	7%	3%	5%	3%	3%	0%	0%	1%	1%	0%	3%	<b>3%</b>
	<b>Success</b>	86%	91%	89%	89%	88%	92%	83%	90%	86%	90%	90%	87%	83%	85%	91%	<b>88%</b>
<b>Low Income: Yes</b>	<b>Enrollment</b>	42	128	127	41	135	109	44	105	134	43	124	111	66	99	98	<b>1,406</b>
	<b>Withdrawal</b>	14%	13%	12%	7%	8%	9%	20%	8%	1%	0%	0%	1%	0%	1%	7%	<b>6%</b>
	<b>Success</b>	83%	74%	80%	85%	73%	78%	77%	82%	87%	86%	81%	77%	85%	73%	78%	<b>79%</b>
<b>ALL</b>	<b>Enrollment</b>	85	385	342	94	358	333	104	302	390	136	347	354	189	339	363	<b>4,121</b>
	<b>Withdrawal</b>	13%	7%	7%	6%	7%	5%	12%	4%	3%	0%	0%	1%	1%	1%	4%	<b>4%</b>
	<b>Success</b>	85%	85%	86%	87%	82%	87%	81%	87%	86%	89%	86%	84%	84%	81%	87%	<b>85%</b>



# SKYLINE COLLEGE STUDENT OUTCOMES

Department(s): ENVS, GEOL, OCEN



		SU17	FA17	SP18	SU18	FA18	SP19	SU19	FA19	SP20	SU20	FA20	SP21	SU21	FA21	SP22	All Terms
Age Under 18	Enrollment	4	72	39	6	41	74	5	53	84	18	54	92	61	53	92	748
	Withdrawal	*	1%	5%	*	2%	0%	*	4%	1%	0%	0%	0%	0%	0%	0%	1%
	Success	*	99%	92%	*	93%	97%	*	94%	96%	94%	96%	93%	85%	92%	96%	95%
Age 18 - 22	Enrollment	47	202	200	61	217	185	74	164	216	78	192	202	71	172	178	2,259
	Withdrawal	15%	7%	11%	8%	7%	8%	15%	3%	2%	0%	0%	1%	1%	1%	7%	5%
	Success	85%	83%	80%	84%	82%	83%	82%	86%	85%	87%	85%	81%	80%	75%	83%	82%
Age 23 - 28	Enrollment	24	72	71	16	69	56	16	54	55	26	58	35	34	70	54	710
	Withdrawal	13%	8%	1%	0%	9%	2%	0%	7%	5%	0%	0%	0%	0%	1%	2%	4%
	Success	79%	83%	94%	100%	78%	91%	75%	87%	84%	96%	88%	83%	85%	86%	85%	86%
Age 29 - 39	Enrollment	5	27	20	10	20	12	6	24	19	8	30	18	17	35	24	275
	Withdrawal	*	11%	5%	*	15%	0%	*	4%	5%	*	0%	0%	0%	0%	13%	5%
	Success	*	78%	90%	*	80%	92%	*	83%	74%	*	80%	72%	94%	86%	88%	81%
Age 40 - 49	Enrollment	3	9	7		8	2	1	7	5	3	7	4	5	4	7	72
	Withdrawal	*	*	*		*	*	*	*	*	*	*	*	*	*	*	6%
	Success	*	*	*		*	*	*	*	*	*	*	*	*	*	*	83%
Age 50 - 59	Enrollment	1	2	2	1	2	3	1		6	1	2	2		3	2	28
	Withdrawal	*	*	*	*	*	*	*		*	*	*	*		*	*	0%
	Success	*	*	*	*	*	*	*		*	*	*	*		*	*	82%
Age 60 +	Enrollment	1	1	3		1	1	1		5	2	4	1	1	2	6	29
	Withdrawal	*	*	*		*	*	*		*	*	*	*	*	*	*	0%
	Success	*	*	*		*	*	*		*	*	*	*	*	*	*	83%
ALL	Enrollment	85	385	342	94	358	333	104	302	390	136	347	354	189	339	363	4,121
	Withdrawal	13%	7%	7%	6%	7%	5%	12%	4%	3%	0%	0%	1%	1%	1%	4%	4%
	Success	85%	85%	86%	87%	82%	87%	81%	87%	86%	89%	86%	84%	84%	81%	87%	85%

# SKYLINE COLLEGE STUDENT OUTCOMES

Department(s): ENVS, GEOL, OCEN



		SU17	FA17	SP18	SU18	FA18	SP19	SU19	FA19	SP20	SU20	FA20	SP21	SU21	FA21	SP22	All Terms
4yr stu take class for 4yr col	Enrollment	9	13	12	15	7	4	11	11	8	14	9	6	9	5	8	141
	Withdrawal	*	15%	0%	7%	*	*	0%	0%	*	0%	*	*	*	*	*	2%
	Success	*	77%	100%	87%	*	*	100%	100%	*	86%	*	*	*	*	*	87%
College Preparation	Enrollment	1	26	3	1	29	27	1	31	52	6	36	53	15	34	59	374
	Withdrawal	*	4%	*	*	3%	0%	*	0%	0%	*	0%	0%	0%	0%	0%	1%
	Success	*	96%	*	*	97%	100%	*	100%	98%	*	100%	100%	87%	100%	100%	98%
CTE Certif/ Career Development	Enrollment	9	20	27	1	20	12	9	11	16	4	3	6	6	12	16	172
	Withdrawal	*	5%	0%	*	10%	8%	*	0%	0%	*	*	*	*	*	0%	5%
	Success	*	90%	96%	*	75%	75%	*	100%	100%	*	*	*	*	*	88%	86%
Degree/Transfer	Enrollment	50	230	199	70	243	215	67	210	259	86	252	242	128	233	238	2,722
	Withdrawal	16%	8%	12%	4%	9%	7%	10%	6%	4%	0%	0%	1%	1%	0%	7%	5%
	Success	80%	81%	77%	90%	77%	82%	87%	83%	84%	87%	83%	79%	81%	75%	83%	81%
Exploratory	Enrollment	16	96	101	7	59	75	16	39	55	26	47	47	31	55	42	712
	Withdrawal	0%	4%	1%	*	3%	0%	25%	3%	0%	0%	0%	0%	0%	0%	0%	2%
	Success	100%	93%	98%	*	95%	99%	38%	95%	85%	96%	96%	98%	90%	100%	98%	94%
ALL	Enrollment	85	385	342	94	358	333	104	302	390	136	347	354	189	339	363	4,121
	Withdrawal	13%	7%	7%	6%	7%	5%	12%	4%	3%	0%	0%	1%	1%	1%	4%	4%
	Success	85%	85%	86%	87%	82%	87%	81%	87%	86%	89%	86%	84%	84%	81%	87%	85%

# SKYLINE COLLEGE STUDENT OUTCOMES

Department(s): ENVS, GEOL, OCEN



		SU17	FA17	SP18	SU18	FA18	SP19	SU19	FA19	SP20	SU20	FA20	SP21	SU21	FA21	SP22	All Terms
<b>Full Time (12+ Units at SMCCCD)</b>	<b>Enrollment</b>	1	154	167		171	155	1	156	191		178	172	4	138	171	<b>1,659</b>
	<b>Withdrawal</b>	*	9%	7%		8%	6%	*	3%	3%		0%	2%	*	1%	6%	<b>4%</b>
	<b>Success</b>	*	82%	85%		80%	87%	*	87%	83%		85%	81%	*	73%	85%	<b>83%</b>
<b>Part Time (&lt; 12 Units at SMCCCD)</b>	<b>Enrollment</b>	84	231	175	94	187	178	103	146	199	136	169	182	185	201	192	<b>2,462</b>
	<b>Withdrawal</b>	13%	5%	8%	6%	6%	3%	12%	5%	3%	0%	0%	0%	1%	0%	3%	<b>4%</b>
	<b>Success</b>	85%	87%	86%	87%	84%	87%	81%	88%	89%	89%	88%	87%	83%	87%	89%	<b>87%</b>
<b>ALL</b>	<b>Enrollment</b>	85	385	342	94	358	333	104	302	390	136	347	354	189	339	363	<b>4,121</b>
	<b>Withdrawal</b>	13%	7%	7%	6%	7%	5%	12%	4%	3%	0%	0%	1%	1%	1%	4%	<b>4%</b>
	<b>Success</b>	85%	85%	86%	87%	82%	87%	81%	87%	86%	89%	86%	84%	84%	81%	87%	<b>85%</b>

## SKYLINE COLLEGE PRODUCTIVITY

### Department(s): ENVS, GEOL, OCEN

Year	FTEF	FTES	FTES Percent Change	Load	Load Percent Change	Sections	Census Enroll / Section
2017-2018	4.95	87.77		532		30	27.1
2018-2019	4.49	83.59	-4.8%	558	4.8%	26	30.2
2019-2020	4.79	85.62	2.4%	536	-4.0%	38	21.0
2020-2021	5.15	93.33	9.0%	543	1.4%	35	23.9
2021-2022	5.84	94.82	1.6%	487	-10.4%	41	21.8

Term	FTEF	FTES	FTES Percent Change	Load	Load Percent Change	Sections	Census Enroll / Section
Fall 2017	2.37	43.45		549		13	29.6
Fall 2018	1.90	38.84	-10.6%	613	11.6%	11	32.5
Fall 2019	2.04	36.26	-6.6%	533	-13.1%	16	18.9
Fall 2020	2.22	41.75	15.1%	564	5.8%	17	20.4
Fall 2021	2.39	41.63	-0.3%	523	-7.3%	18	18.8
Spring 2018	2.01	36.65		546		12	28.5
Spring 2019	2.03	35.31	-3.7%	521	-4.6%	12	27.8
Spring 2020	2.19	39.48	11.8%	540	3.7%	18	21.7
Spring 2021	2.37	38.72	-1.9%	489	-9.4%	14	25.3
Spring 2022	2.49	37.07	-4.3%	446	-8.9%	15	24.2
Summer 2017	.56	7.67		411		5	17.0
Summer 2018	.56	9.45	23.1%	506	23.1%	3	31.3
Summer 2019	.56	9.88	4.5%	529	4.5%	4	26.3
Summer 2020	.56	12.86	30.2%	689	30.2%	4	34.5
Summer 2021	.96	16.12	25.3%	504	-26.9%	8	23.8