

DEFINITIONS

Reporting Period	Academic Year(s): 2017-2018 to 2021-2022
Duplicated Headcount (Enrollments)	Counts each student once for every course in which they enroll.
Unduplicated Headcount	Counts each student once and only once, regardless of the number of courses in which they enroll.
Course Success	Grades starting with 'A', 'B', 'C', and 'P' are considered successful – all other letter grades represent unsuccessful outcomes. The success rate is calculated based on the following formula: $\text{Success Rate} = \frac{\text{Number of registrations with grades A, B, C, or P}}{\text{Number of registrations with a non-blank grade}}$ Note that the denominator includes withdrawals, i.e. grades of W.
Course Retention	The percentage of enrollments that earned any letter grade other than W.
Course Withdrawal	The percentage of enrollments that earned a W letter grade.
Data Suppression	The success rates and withdrawal rates for demographic sub-populations of students fewer than 10 are suppressed. These cells are masked with an asterisk (*).
Subpopulations Less Than 1%	For the following sections, if the percent size of a subpopulation is greater than zero but less than 1% then it is shown as "<1%": GENDER & ETHNICITY, AGE & GOAL.
Goals	Goals are grouped as follows: 4 yr stu take class for 4 yr col: Includes the educational goal "4-year students take class for 4-year college" College Preparation: Includes the educational goals "Complete Credits for HS Diplom" and "Improve Basic Skills" CTE Certif/Career Development: Includes the educational goals "Acquire Job Skills/ New Career", "Earn 2 year Certificate without Transfer", "Maintain Certificate/License", "Update Job Skills/ Job Advance", and "Earn Vocational Certificate without Transfer" Degree/Transfer: Includes the educational goals "Earn AA/AS & Transfer to 4 year institution", "Earn AA/AS w/out Transfer", and "Transfer to 4 year institution without AA/AS" Exploratory: Includes all other goals not listed above.
Full-Time Equivalent Faculty (FTEF)	Total faculty workload divided by 15. Excludes faculty workload assigned to sections that were cancelled.
Full-Time Equivalent Students (FTES)	1 FTES = 525 contact hours. Cancelled sections and audit enrollments are excluded from this figure.
Load	Weekly Student Contact Hours (WSCH) ÷ FTEF. Cancelled sections and audit enrollments are excluded from this figure.
Fall Unit Load	Based on the unit enrollment districtwide.
Modality	Hybrid = Section designator begins with H and/or has an HYBR attribute Online - Synchronous = Online sections that have an attribute code of SYNC or CVSY. Online - Aynchronous = Online sections that do not have an attribute code of SYNC or CVSY. Face to Face = All others.
Departments	This report includes ONLY the following department(s): ENGR.
Courses	This report includes ALL courses.

SKYLINE COLLEGE STUDENT CHARACTERISTICS

Department(s): ENGR

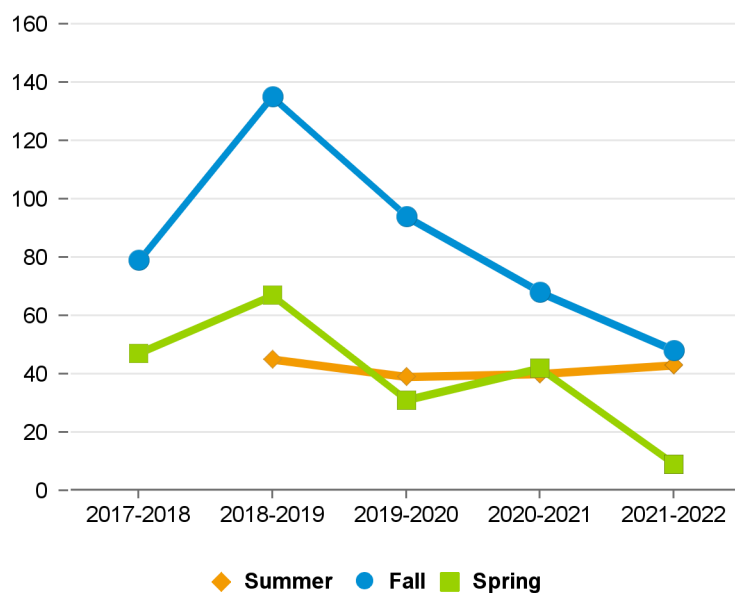
Unduplicated Headcount by Term

	2017-2018	2018-2019	2019-2020	2020-2021	2021-2022
Summer		45	39	40	43
Fall	79	135	94	68	48
Spring	47	67	31	42	9
Total	107	207	149	138	96

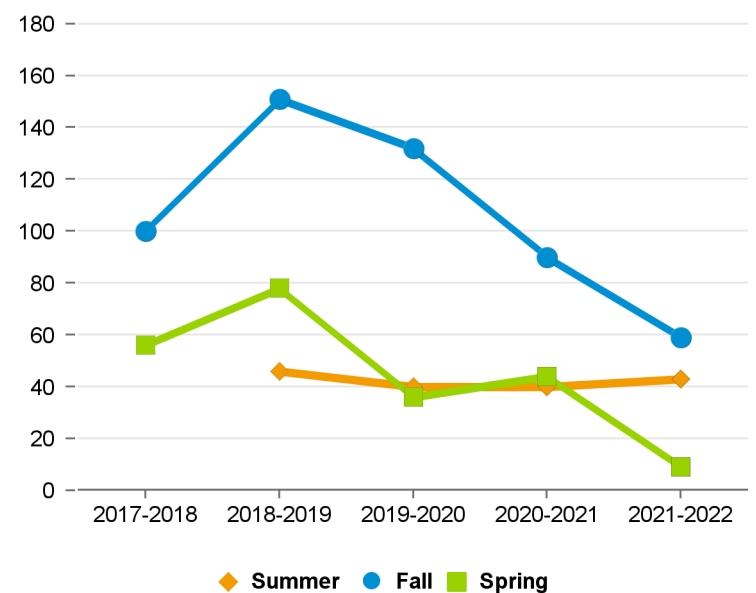
Enrollments by Term

	2017-2018	2018-2019	2019-2020	2020-2021	2021-2022
Summer		46	40	40	43
Fall	100	151	132	90	59
Spring	56	78	36	44	9
Total	156	275	208	174	111

Unduplicated Headcount by Term



Enrollments by Term



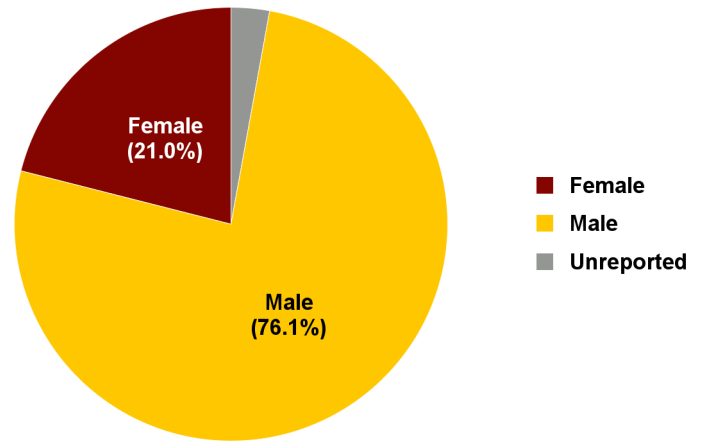
SKYLINE COLLEGE STUDENT CHARACTERISTICS

Department(s): ENGR



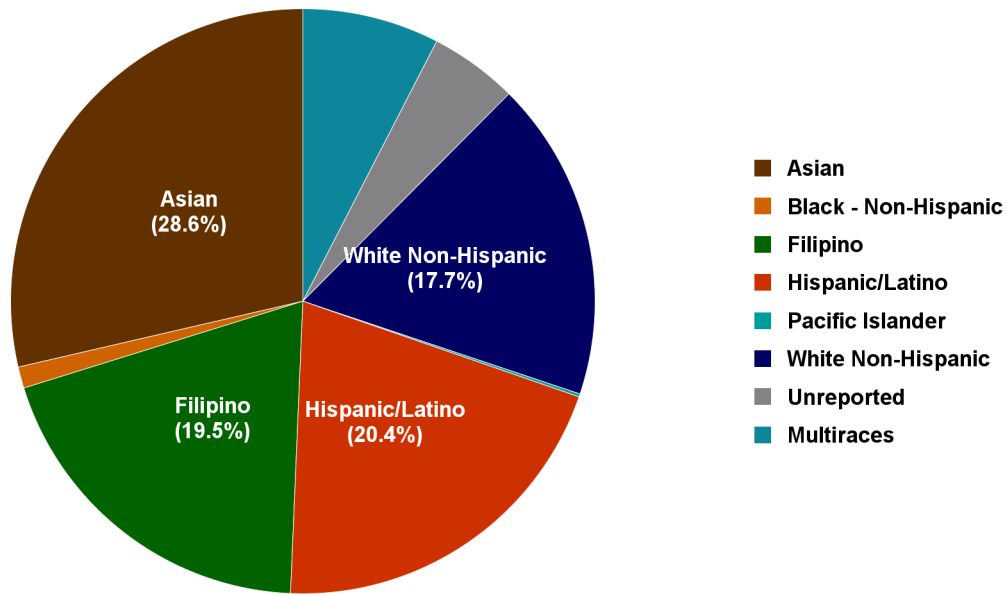
Unduplicated Headcount by Gender

	Female	Male	Unreported
2017-2018	14.0%	82.2%	3.7%
2018-2019	20.8%	75.4%	3.9%
2019-2020	18.1%	80.5%	1.3%
2020-2021	20.3%	76.8%	2.9%
2021-2022	27.1%	69.8%	3.1%
Total	125	452	17
Total %	21.0%	76.1%	2.9%



Unduplicated Headcount by Ethnicity

	2017-2018	2018-2019	2019-2020	2020-2021	2021-2022	Total	Total %
Asian	25.2%	27.5%	24.8%	29.0%	33.3%	170	28.6%
Black - Non-Hispanic	2.8%	<1%	2.7%	<1%		7	1.2%
Filipino	24.3%	19.3%	25.5%	16.7%	14.6%	116	19.5%
Hispanic/Latino	20.6%	19.3%	20.1%	21.7%	24.0%	121	20.4%
Pacific Islander				<1%		1	<1%
White Non-Hispanic	14.0%	19.3%	17.4%	18.1%	14.6%	105	17.7%
Unreported	4.7%	5.8%	2.7%	6.5%	5.2%	29	4.9%
Multiraces	8.4%	7.7%	6.7%	6.5%	8.3%	45	7.6%
Total	107	207	149	138	96	594	100.0%



Unduplicated Headcount by Age

	2017-2018	2018-2019	2019-2020	2020-2021	2021-2022	Total	Total %
Age Under 18	6.5%	32.4%	19.5%	23.2%	39.6%	173	29.1%
Age 18 - 22	60.7%	46.9%	55.7%	53.6%	46.9%	304	51.2%
Age 23 - 28	25.2%	16.4%	17.4%	14.5%	8.3%	100	16.8%
Age 29 - 39	5.6%	2.9%	6.7%	7.2%	4.2%	29	4.9%
Age 40 - 49	1.9%	<1%	<1%	<1%		4	<1%
Age 50 - 59				<1%		1	<1%
Age 60 +		<1%			1.0%	3	<1%
Total	107	207	149	138	96	594	100.0%

Unduplicated Headcount by Goal

	2017-2018	2018-2019	2019-2020	2020-2021	2021-2022	Total	Total %
4yr stu take class for 4yr col	6.5%	8.2%	6.7%	2.9%	3.1%	38	6.4%
College Preparation		7.7%	4.0%	7.2%	14.6%	45	7.6%
CTE Certif/Career Development	1.9%	2.4%		<1%		8	1.3%
Degree/Transfer	86.0%	74.4%	79.9%	78.3%	64.6%	438	73.7%
Exploratory	5.6%	7.2%	9.4%	10.9%	17.7%	65	10.9%
Total	107	207	149	138	96	594	100.0%

Unduplicated Headcount by Fall Unit Load

	FALL 2017		FALL 2018		FALL 2019		FALL 2020		FALL 2021	
Full Time (12+ Units)	54	68.4%	74	54.8%	70	74.5%	44	64.7%	37	77.1%
Part Time (Less Than 12 Units)	25	31.6%	61	45.2%	24	25.5%	24	35.3%	11	22.9%
Total	79		135		94		68		48	

Annual Course Success and Retention

	Enrollments	Success Count	Success Rate	Retention Rate	Withdrawal Rate
2017-2018	156	139	89.1%	92.9%	7.1%
2018-2019	275	241	87.6%	93.1%	6.9%
2019-2020	208	181	87.0%	94.2%	5.8%
2020-2021	174	137	78.7%	99.4%	0.6%
2021-2022	111	90	81.1%	100.0%	0.0%
Total	924	788	85.3%	95.3%	4.7%

Term Course Success and Retention

	Enrollments	Success Count	Success Rate	Retention Rate	Withdrawal Rate
Fall 2017	100	89	89.0%	92.0%	8.0%
Spring 2018	56	50	89.3%	94.6%	5.4%
Summer 2018	46	43	93.5%	93.5%	6.5%
Fall 2018	151	128	84.8%	93.4%	6.6%
Spring 2019	78	70	89.7%	92.3%	7.7%
Summer 2019	40	37	92.5%	92.5%	7.5%
Fall 2019	132	114	86.4%	93.9%	6.1%
Spring 2020	36	30	83.3%	97.2%	2.8%
Summer 2020	40	31	77.5%	100.0%	0.0%
Fall 2020	90	76	84.4%	100.0%	0.0%
Spring 2021	44	30	68.2%	97.7%	2.3%
Summer 2021	43	39	90.7%	100.0%	0.0%
Fall 2021	59	44	74.6%	100.0%	0.0%
Spring 2022	9	7	77.8%	100.0%	0.0%
Total	924	788	85.3%	95.3%	4.7%

SKYLINE COLLEGE STUDENT OUTCOMES

Department(s): ENGR



		FA17	SP18	SU18	FA18	SP19	SU19	FA19	SP20	SU20	FA20	SP21	SU21	FA21	SP22	All Terms
Asian	Enrollment	23	13	10	49	25	14	28	5	13	25	13	22	14		254
	Withdrawal	9%	0%	10%	4%	4%	7%	0%	*	0%	0%	0%	0%	0%		3%
	Success	87%	100%	90%	90%	92%	93%	100%	*	69%	100%	85%	95%	93%		92%
Black - Non-Hispanic	Enrollment	2	2		2			5		1						12
	Withdrawal	*	*		*			*		*						*
	Success	*	*		*			*		*						*
Filipino	Enrollment	25	14	3	35	12	7	39	4	3	21	5	1	14	3	186
	Withdrawal	8%	7%	*	6%	*	*	3%	*	*	0%	*	*	0%	*	3%
	Success	88%	93%	*	86%	*	*	85%	*	*	67%	*	*	71%	*	83%
Hispanic/Latino	Enrollment	22	12	6	27	21	8	24	10	9	20	12	8	15	3	197
	Withdrawal	9%	8%	*	7%	19%	*	17%	*	*	0%	8%	*	0%	*	8%
	Success	86%	75%	*	78%	81%	*	71%	*	*	95%	50%	*	73%	*	80%
Pacific Islander	Enrollment											1				1
	Withdrawal											*				*
	Success											*				*
White Non-Hispanic	Enrollment	14	6	16	20	12	8	26	10	6	16	8	7	6	2	157
	Withdrawal	14%	*	0%	10%	8%	*	8%	*	*	0%	*	*	*	*	5%
	Success	86%	*	100%	85%	83%	*	92%	*	*	75%	*	*	*	*	87%
Unreported	Enrollment	5	5	6	8	4	2	4	1	4	3	3	3	2		50
	Withdrawal	*	*	*	*	*	*	*	*	*	*	*	*	*	*	10%
	Success	*	*	*	*	*	*	*	*	*	*	*	*	*	*	78%
Multiraces	Enrollment	9	4	5	10	4	1	6	6	4	5	2	2	8	1	67
	Withdrawal	*	*	*	10%	*	*	*	*	*	*	*	*	*	*	1%
	Success	*	*	*	90%	*	*	*	*	*	*	*	*	*	*	87%
ALL	Enrollment	100	56	46	151	78	40	132	36	40	90	44	43	59	9	924
	Withdrawal	8%	5%	7%	7%	8%	7%	6%	3%	0%	0%	2%	0%	0%	-100%	5%
	Success	89%	89%	93%	85%	90%	93%	86%	83%	78%	84%	68%	91%	75%	-100%	85%

SKYLINE COLLEGE STUDENT OUTCOMES

Department(s): ENGR



		FA17	SP18	SU18	FA18	SP19	SU19	FA19	SP20	SU20	FA20	SP21	SU21	FA21	SP22	All Terms
Female	Enrollment	19	6	5	34	16	10	21	4	9	14	10	16	13	1	178
	Withdrawal	16%	*	*	3%	13%	*	14%	*	*	0%	0%	0%	0%	*	6%
	Success	84%	*	*	76%	88%	*	76%	*	*	93%	70%	81%	77%	*	82%
Male	Enrollment	77	48	39	108	59	29	109	32	29	76	32	25	45	8	716
	Withdrawal	6%	6%	8%	8%	7%	7%	5%	3%	0%	0%	3%	0%	0%	*	5%
	Success	90%	88%	92%	86%	90%	93%	88%	81%	83%	83%	72%	96%	73%	*	86%
Unreported	Enrollment	4	2	2	9	3	1	2		2		2	2	1		30
	Withdrawal	*	*	*	*	*	*	*		*		*	*	*		0%
	Success	*	*	*	*	*	*	*		*		*	*	*		90%
ALL	Enrollment	100	56	46	151	78	40	132	36	40	90	44	43	59	9	924
	Withdrawal	8%	5%	7%	7%	8%	7%	6%	3%	0%	0%	2%	0%	0%	-100%	5%
	Success	89%	89%	93%	85%	90%	93%	86%	83%	78%	84%	68%	91%	75%	-100%	85%

SKYLINE COLLEGE STUDENT OUTCOMES

Department(s): ENGR



Asian		FA17	SP18	SU18	FA18	SP19	SU19	FA19	SP20	SU20	FA20	SP21	SU21	FA21	All Terms
Female	Enrollment	3		2	7	7	4	10	1	4	5	3	9	3	58
	Withdrawal	*		*	*	*	*	*	*	*	*	*	*	*	0%
	Success	*		*	*	*	*	*	*	*	*	*	*	*	91%
Male	Enrollment	20	13	6	38	16	10	18	4	9	20	10	13	11	188
	Withdrawal	10%	0%	*	5%	6%	10%	0%	*	*	0%	*	0%	*	4%
	Success	85%	100%	*	92%	88%	90%	100%	*	*	100%	*	100%	*	91%
Unreported	Enrollment			2	4	2									8
	Withdrawal			*	*	*									*
	Success			*	*	*									*
Asian Total	Enrollment	23	13	10	49	25	14	28	5	13	25	13	22	14	254
	Withdrawal	9%	0%	10%	4%	4%	7%	0%	-100%	0%	0%	0%	0%	0%	3%
	Success	87%	100%	90%	90%	92%	93%	100%	-100%	69%	100%	85%	95%	93%	92%

Black - Non-Hispanic		FA17	SP18	FA18	FA19	SU20	All Terms
Female	Enrollment	1	1	1			3
	Withdrawal	*	*	*			*
	Success	*	*	*			*
Male	Enrollment	1	1	1	5	1	9
	Withdrawal	*	*	*	*	*	*
	Success	*	*	*	*	*	*
Black - Non-Hispanic Total	Enrollment	2	2	2	5	1	12
	Withdrawal	-100%	-100%	-100%	-100%	-100%	0%
	Success	-100%	-100%	-100%	-100%	-100%	75%

Filipino		FA17	SP18	SU18	FA18	SP19	SU19	FA19	SP20	SU20	FA20	SP21	SU21	FA21	SP22	All Terms
Female	Enrollment	5	2	1	9		1	3			2	1		4		28
	Withdrawal	*	*	*	*		*	*			*	*		*		4%
	Success	*	*	*	*		*	*			*	*		*		82%

SKYLINE COLLEGE STUDENT OUTCOMES

Department(s): ENGR



Male	Enrollment	19	12	2	26	12	5	36	4	2	19	3	1	10	3	154
	Withdrawal	11%	8%	*	8%	*	*	0%	*	*	0%	*	*	*	*	3%
	Success	84%	92%	*	85%	*	*	89%	*	*	63%	*	*	*	*	84%
Unreported	Enrollment	1					1			1		1				4
	Withdrawal	*					*			*		*				*
	Success	*					*			*		*				*
Filipino Total	Enrollment	25	14	3	35	12	7	39	4	3	21	5	1	14	3	186
	Withdrawal	8%	7%	-100%	6%	-100%	-100%	3%	-100%	-100%	0%	-100%	-100%	0%	-100%	3%
	Success	88%	93%	-100%	86%	-100%	-100%	85%	-100%	-100%	67%	-100%	-100%	71%	-100%	83%

Hispanic/Latino		FA17	SP18	SU18	FA18	SP19	SU19	FA19	SP20	SU20	FA20	SP21	SU21	FA21	SP22	All Terms
Female	Enrollment	6	3		11	7		5	1	1	3	2	3	1		43
	Withdrawal	*	*		*	*		*	*	*	*	*	*	*		16%
	Success	*	*		*	*		*	*	*	*	*	*	*		67%
Male	Enrollment	15	8	6	14	13	8	17	9	8	17	10	5	13	3	146
	Withdrawal	0%	*	*	7%	15%	*	12%	*	*	0%	10%	*	0%	*	5%
	Success	93%	*	*	79%	85%	*	76%	*	*	100%	60%	*	69%	*	82%
Unreported	Enrollment	1	1		2	1		2						1		8
	Withdrawal	*	*		*	*		*						*		*
	Success	*	*		*	*		*						*		*
Hispanic/Latino Total	Enrollment	22	12	6	27	21	8	24	10	9	20	12	8	15	3	197
	Withdrawal	9%	8%	-100%	7%	19%	-100%	17%	-100%	-100%	0%	8%	-100%	0%	-100%	8%
	Success	86%	75%	-100%	78%	81%	-100%	71%	-100%	-100%	95%	50%	-100%	73%	-100%	80%

Pacific Islander		SP21	All Terms
Male	Enrollment	1	1
	Withdrawal	*	*
	Success	*	*
Pacific Islander Total	Enrollment	1	1
	Withdrawal	-100%	0%
	Success	-100%	0%

SKYLINE COLLEGE STUDENT OUTCOMES

Department(s): ENGR



ALL	Enrollment	100	56	46	151	78	40	132	29	40	90	11	6	779
	Withdrawal	8%	5%	7%	7%	8%	7%	6%	3%	0%	0%	0%	-100%	5%
	Success	89%	89%	93%	85%	90%	93%	86%	79%	78%	84%	73%	-100%	87%

SKYLINE COLLEGE STUDENT OUTCOMES

Department(s): ENGR



		FA17	SP18	SU18	FA18	SP19	SU19	FA19	SP20	SU20	FA20	SP21	SU21	FA21	SP22	All Terms
Low Income:	Enrollment	46	17	36	88	38	34	75	20	30	40	25	39	41	7	536
	Withdrawal	4%	6%	6%	5%	8%	9%	5%	0%	0%	0%	0%	0%	0%	*	4%
	Success	89%	88%	94%	92%	87%	91%	85%	85%	80%	83%	84%	92%	83%	*	88%
Low Income: Yes	Enrollment	54	39	10	63	40	6	57	16	10	50	19	4	18	2	388
	Withdrawal	11%	5%	10%	10%	7%	*	7%	6%	0%	0%	5%	*	0%	*	6%
	Success	89%	90%	90%	75%	93%	*	88%	81%	70%	86%	47%	*	56%	*	82%
ALL	Enrollment	100	56	46	151	78	40	132	36	40	90	44	43	59	9	924
	Withdrawal	8%	5%	7%	7%	8%	7%	6%	3%	0%	0%	2%	0%	0%	-100%	5%
	Success	89%	89%	93%	85%	90%	93%	86%	83%	78%	84%	68%	91%	75%	-100%	85%

SKYLINE COLLEGE STUDENT OUTCOMES

Department(s): ENGR



		FA17	SP18	SU18	FA18	SP19	SU19	FA19	SP20	SU20	FA20	SP21	SU21	FA21	SP22	All Terms
Age Under 18	Enrollment	6	8	30	39	1	26	4		26	6	2	33	5		186
	Withdrawal	*	*	7%	0%	*	4%	*		0%	*	*	0%	*		2%
	Success	*	*	93%	95%	*	96%	*		88%	*	*	97%	*		94%
Age 18 - 22	Enrollment	61	32	11	76	59	9	88	24	8	50	34	6	47	6	511
	Withdrawal	5%	9%	9%	4%	8%	*	6%	4%	*	0%	3%	*	0%	*	4%
	Success	92%	81%	91%	88%	90%	*	85%	88%	*	86%	68%	*	77%	*	85%
Age 23 - 28	Enrollment	26	13	5	25	15	4	28	10	2	21	6		6	3	164
	Withdrawal	15%	0%	*	24%	7%	*	4%	*	*	0%	*		*	*	8%
	Success	81%	100%	*	56%	87%	*	93%	*	*	81%	*		*	*	80%
Age 29 - 39	Enrollment	6	2		7	2	1	11	2	3	11	2	3	1		51
	Withdrawal	*	*		*	*	*	*	*	*	*	*	*	*	*	6%
	Success	*	*		*	*	*	*	*	*	*	*	*	*	*	76%
Age 40 - 49	Enrollment	1	1		1			1			2					6
	Withdrawal	*	*		*			*			*					*
	Success	*	*		*			*			*					*
Age 50 - 59	Enrollment									1						1
	Withdrawal									*						*
	Success									*						*
Age 60 +	Enrollment				3	1							1			5
	Withdrawal				*	*							*			*
	Success				*	*							*			*
ALL	Enrollment	100	56	46	151	78	40	132	36	40	90	44	43	59	9	924
	Withdrawal	8%	5%	7%	7%	8%	7%	6%	3%	0%	0%	2%	0%	0%	-100%	5%
	Success	89%	89%	93%	85%	90%	93%	86%	83%	78%	84%	68%	91%	75%	-100%	85%

SKYLINE COLLEGE STUDENT OUTCOMES

Department(s): ENGR



		FA17	SP18	SU18	FA18	SP19	SU19	FA19	SP20	SU20	FA20	SP21	SU21	FA21	SP22	All Terms
4yr stu take class for 4yr col	Enrollment	8	1	5	12	1	6	5		1	3	1		2	1	46
	Withdrawal	*	*	*	8%	*	*	*		*	*	*		*	*	7%
	Success	*	*	*	92%	*	*	*		*	*	*		*	*	78%
College Preparation	Enrollment			6	10	1	5		1	9	1		14			47
	Withdrawal			*	0%	*	*		*	*	*		0%			4%
	Success			*	90%	*	*		*	*	*		100%			94%
CTE Certif/ Career Development	Enrollment	4	1	1	3	1					2					12
	Withdrawal	*	*	*	*	*					*					-100%
	Success	*	*	*	*	*					*					*
Degree/Transfer	Enrollment	80	52	24	120	73	17	124	34	21	78	41	13	57	7	741
	Withdrawal	7%	6%	4%	5%	8%	12%	5%	3%	0%	0%	2%	0%	0%	*	4%
	Success	89%	88%	96%	85%	89%	88%	89%	82%	67%	85%	68%	77%	75%	*	85%
Exploratory	Enrollment	8	2	10	6	2	12	3	1	9	6	2	16		1	78
	Withdrawal	*	*	0%	*	*	8%	*	*	*	*	*	0%		*	4%
	Success	*	*	100%	*	*	92%	*	*	*	*	*	94%		*	92%
ALL	Enrollment	100	56	46	151	78	40	132	36	40	90	44	43	59	9	924
	Withdrawal	8%	5%	7%	7%	8%	7%	6%	3%	0%	0%	2%	0%	0%	-100%	5%
	Success	89%	89%	93%	85%	90%	93%	86%	83%	78%	84%	68%	91%	75%	-100%	85%

SKYLINE COLLEGE STUDENT OUTCOMES

Department(s): ENGR



		FA17	SP18	SU18	FA18	SP19	SU19	FA19	SP20	SU20	FA20	SP21	SU21	FA21	SP22	All Terms
Full Time (12+ Units at SMCCCD)	Enrollment	64	42		85	60		95	25		57	32		45	6	511
	Withdrawal	5%	5%		4%	10%		6%	4%		0%	0%		0%	*	4%
	Success	92%	90%		89%	88%		88%	84%		86%	75%		73%	*	86%
Part Time (< 12 Units at SMCCCD)	Enrollment	36	14	46	66	18	40	37	11	40	33	12	43	14	3	413
	Withdrawal	14%	7%	7%	11%	0%	7%	5%	*	0%	0%	8%	0%	0%	*	5%
	Success	83%	86%	93%	79%	94%	93%	81%	*	78%	82%	50%	91%	79%	*	84%
ALL	Enrollment	100	56	46	151	78	40	132	36	40	90	44	43	59	9	924
	Withdrawal	8%	5%	7%	7%	8%	7%	6%	3%	0%	0%	2%	0%	0%	-100%	5%
	Success	89%	89%	93%	85%	90%	93%	86%	83%	78%	84%	68%	91%	75%	-100%	85%

SKYLINE COLLEGE PRODUCTIVITY

Department(s): ENGR

Year	FTEF	FTE\$	FTE\$ Percent Change	Load	Load Percent Change	Sections	Census Enroll / Section
2017-2018	2.01	24.03		358		12	13.0
2018-2019	3.49	37.97	58.0%	327	-8.8%	19	14.5
2019-2020	2.88	28.66	-24.5%	299	-8.6%	21	9.9
2020-2021	2.50	24.80	-13.5%	298	-0.3%	17	10.2
2021-2022	2.24	16.26	-34.4%	218	-26.7%	15	7.4

Term	FTEF	FTE\$	FTE\$ Percent Change	Load	Load Percent Change	Sections	Census Enroll / Section
Fall 2017	.73	13.47		551		5	20.0
Fall 2018	1.55	21.90	62.6%	423	-23.2%	10	15.1
Fall 2019	1.31	17.27	-21.2%	396	-6.3%	11	12.0
Fall 2020	1.01	11.40	-34.0%	338	-14.9%	9	10.0
Fall 2021	1.20	8.24	-27.7%	205	-39.1%	10	5.9
Spring 2018	1.28	10.57		248		7	8.0
Spring 2019	1.28	13.49	27.7%	316	27.7%	6	13.0
Spring 2020	.92	6.69	-50.4%	218	-31.1%	7	5.1
Spring 2021	1.01	8.15	21.9%	241	10.7%	6	7.3
Spring 2022	.56	1.74	-78.7%	93	-61.4%	3	3.0
Summer 2018	.65	2.58		118		3	15.3
Summer 2019	.65	4.71	82.9%	216	82.9%	3	13.3
Summer 2020	.47	5.25	11.4%	333	53.8%	2	20.0
Summer 2021	.47	6.28	19.7%	398	19.7%	2	21.5