

DEFINITIONS

Reporting Period	Academic Year(s): 2017-2018 to 2021-2022
Duplicated Headcount (Enrollments)	Counts each student once for every course in which they enroll.
Unduplicated Headcount	Counts each student once and only once, regardless of the number of courses in which they enroll.
Course Success	Grades starting with 'A', 'B', 'C', and 'P' are considered successful – all other letter grades represent unsuccessful outcomes. The success rate is calculated based on the following formula: $\text{Success Rate} = \frac{\text{number of registrations with grades A, B, C, or P}}{\text{Number of registrations with a non-blank grade}}$ Note that the denominator includes withdrawals, i.e. grades of W.
Course Retention	The percentage of enrollments that earned any letter grade other than W.
Course Withdrawal	The percentage of enrollments that earned a W letter grade.
Data Suppression	The success rates and withdrawal rates for demographic sub-populations of students fewer than 10 are suppressed. These cells are masked with an asterisk (*).
Subpopulations Less Than 1%	For the following sections, if the percent size of a subpopulation is greater than zero but less than 1% then it is shown as "<1%": GENDER & ETHNICITY, AGE & GOAL.
Goals	Goals are grouped as follows: 4 yr stu take class for 4 yr col: Includes the educational goal "4-year students take class for 4-year college" College Preparation: Includes the educational goals "Complete Credits for HS Diplom" and "Improve Basic Skills" CTE Certif/Career Development: Includes the educational goals "Acquire Job Skills/ New Career", "Earn 2 year Certificate without Transfer", "Maintain Certificate/License", "Update Job Skills/ Job Advance", and "Earn Vocational Certificate without Transfer" Degree/Transfer: Includes the educational goals "Earn AA/AS & Transfer to 4 year institution", "Earn AA/AS w/out Transfer", and "Transfer to 4 year institution without AA/AS" Exploratory: Includes all other goals not listed above.
Full-Time Equivalent Faculty (FTEF)	Total faculty workload divided by 15. Excludes faculty workload assigned to sections that were cancelled.
Full-Time Equivalent Students (FTES)	1 FTES = 525 contact hours. Cancelled sections and audit enrollments are excluded from this figure.
Load	Weekly Student Contact Hours (WSCH) ÷ FTEF. Cancelled sections and audit enrollments are excluded from this figure.
Fall Unit Load	Based on the unit enrollment districtwide.
Modality	Hybrid = Section designator begins with H and/or has an HYBR attribute Online - Synchronous = Online sections that have an attribute code of SYNC or CVSY. Online - Aynchronous = Online sections that do not have an attribute code of SYNC or CVSY. Face to Face = All others.
Departments	This report includes ONLY the following department(s): DSKL.
Courses	This report includes ALL courses.

SKYLINE COLLEGE STUDENT CHARACTERISTICS

Department(s): DSKL

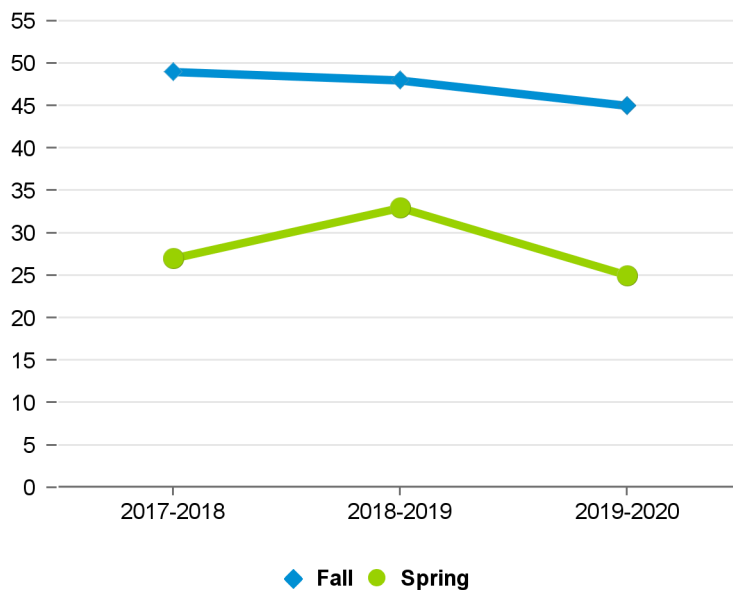
Unduplicated Headcount by Term

	2017-2018	2018-2019	2019-2020
Fall	49	48	45
Spring	27	33	25
Total	67	72	66

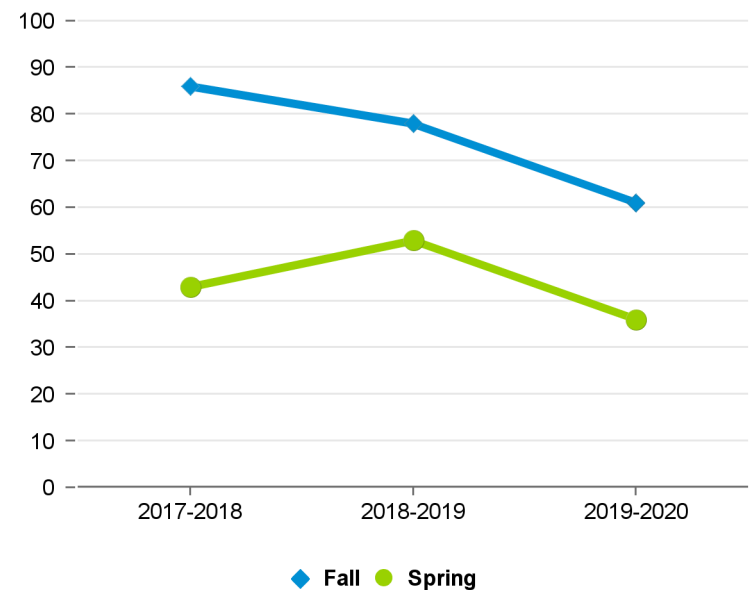
Enrollments by Term

	2017-2018	2018-2019	2019-2020
Fall	86	78	61
Spring	43	53	36
Total	129	131	97

Unduplicated Headcount by Term



Enrollments by Term



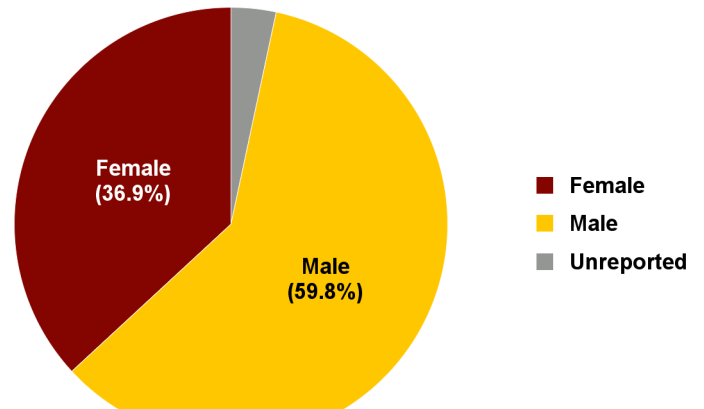
SKYLINE COLLEGE STUDENT CHARACTERISTICS

Department(s): DSKL



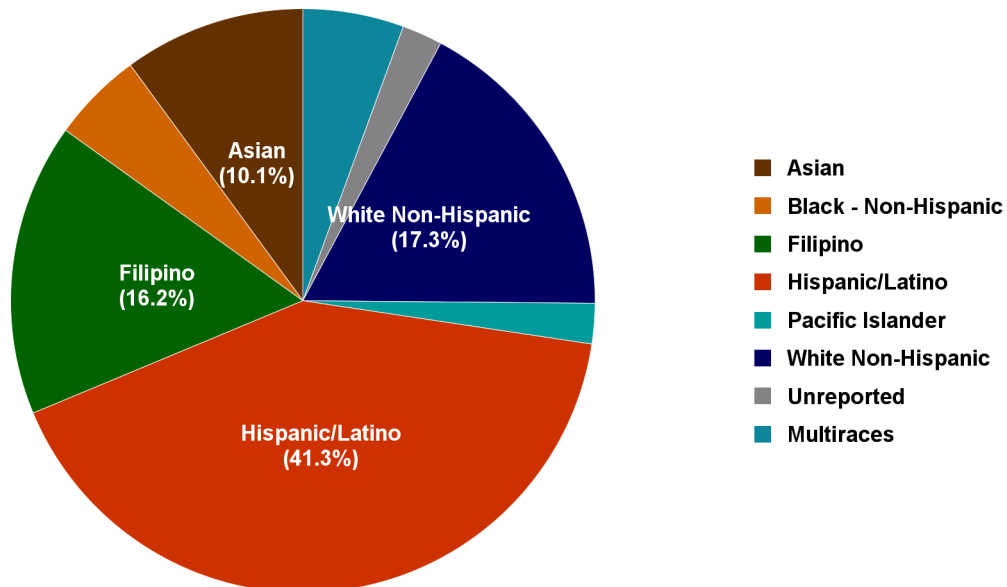
Unduplicated Headcount by Gender

	Female	Male	Unreported
2017-2018	35.8%	59.7%	4.5%
2018-2019	36.1%	62.5%	1.4%
2019-2020	42.4%	53.0%	4.5%
Total	66	107	6
Total %	36.9%	59.8%	3.4%



Unduplicated Headcount by Ethnicity

	2017-2018	2018-2019	2019-2020	Total	Total %
Asian	4.5%	11.1%	16.7%	18	10.1%
Black - Non-Hispanic	3.0%	8.3%	6.1%	9	5.0%
Filipino	22.4%	15.3%	12.1%	29	16.2%
Hispanic/Latino	37.3%	36.1%	48.5%	74	41.3%
Pacific Islander	4.5%	1.4%	1.5%	4	2.2%
White Non-Hispanic	19.4%	18.1%	10.6%	31	17.3%
Unreported	3.0%	1.4%	1.5%	4	2.2%
Multiraces	6.0%	8.3%	3.0%	10	5.6%
Total	67	72	66	179	100.0%



Unduplicated Headcount by Age

	2017-2018	2018-2019	2019-2020	Total	Total %
Age Under 18	11.9%	9.7%	6.1%	19	10.6%
Age 18 - 22	55.2%	63.9%	56.1%	102	57.0%
Age 23 - 28	13.4%	8.3%	7.6%	18	10.1%
Age 29 - 39	7.5%	8.3%	13.6%	16	8.9%
Age 40 - 49	4.5%	2.8%	10.6%	12	6.7%
Age 50 - 59	4.5%	5.6%	1.5%	7	3.9%
Age 60 +	3.0%	1.4%	4.5%	6	3.4%
Total	67	72	66	179	100.0%

Unduplicated Headcount by Goal

	2017-2018	2018-2019	2019-2020	Total	Total %
4yr stu take class for 4yr col	1.5%		1.5%	2	1.1%
College Preparation	6.0%	11.1%	4.5%	9	5.0%
CTE Certif/Career Development	10.4%	6.9%	9.1%	16	8.9%
Degree/Transfer	65.7%	61.1%	72.7%	123	68.7%
Exploratory	16.4%	20.8%	12.1%	29	16.2%
Total	67	72	66	179	100.0%

Unduplicated Headcount by Fall Unit Load

	FALL 2017		FALL 2018		FALL 2019	
Full Time (12+ Units)	12	24.5%	13	27.1%	20	44.4%
Part Time (Less Than 12 Units)	37	75.5%	35	72.9%	25	55.6%
Total	49		48		45	

Annual Course Success and Retention

	Enrollments	Success Count	Success Rate	Retention Rate	Withdrawal Rate
2017-2018	129	89	69.0%	89.9%	10.1%
2018-2019	131	94	71.8%	84.0%	16.0%
2019-2020	97	59	60.8%	90.7%	9.3%
Total	357	242	67.8%	88.0%	12.0%

Term Course Success and Retention

	Enrollments	Success Count	Success Rate	Retention Rate	Withdrawal Rate
Fall 2017	86	52	60.5%	88.4%	11.6%
Spring 2018	43	37	86.0%	93.0%	7.0%
Fall 2018	78	55	70.5%	85.9%	14.1%
Spring 2019	53	39	73.6%	81.1%	18.9%
Fall 2019	61	44	72.1%	91.8%	8.2%
Spring 2020	36	15	41.7%	88.9%	11.1%
Total	357	242	67.8%	88.0%	12.0%

SKYLINE COLLEGE STUDENT OUTCOMES

Department(s): DSKL



		FA17	SP18	FA18	SP19	FA19	SP20	All Terms
Asian	Enrollment	1	2	10	6	9	9	37
	Withdrawal	*	*	*	*	*	*	11%
	Success	*	*	*	*	*	*	68%
Black - Non-Hispanic	Enrollment	2		2	11	3	3	21
	Withdrawal	*		*	*	*	*	*
	Success	*		*	*	*	*	*
Filipino	Enrollment	15	12	12	6	8	3	56
	Withdrawal	*	*	*	*	*	*	4%
	Success	*	*	*	*	*	*	86%
Hispanic/Latino	Enrollment	45	13	26	19	35	12	150
	Withdrawal	13%	*	4%	11%	6%	*	9%
	Success	58%	*	81%	84%	69%	*	67%
Pacific Islander	Enrollment	4	2		2	1	1	10
	Withdrawal	*	*		*	*	*	*
	Success	*	*		*	*	*	*
White Non-Hispanic	Enrollment	13	13	14	8	2	8	58
	Withdrawal	*	*	21%	*	*	*	19%
	Success	*	*	57%	*	*	*	62%
Unreported	Enrollment	2		2		1		5
	Withdrawal	*		*		*		*
	Success	*		*		*		*
Multiraces	Enrollment	4	1	12	1	2		20
	Withdrawal	*	*	*	*	*		30%
	Success	*	*	*	*	*		60%
ALL	Enrollment	86	43	78	53	61	36	357
	Withdrawal	12%	7%	14%	19%	8%	11%	12%
	Success	60%	86%	71%	74%	72%	42%	68%

SKYLINE COLLEGE STUDENT OUTCOMES

Department(s): DSKL



		FA17	SP18	FA18	SP19	FA19	SP20	All Terms
Female	Enrollment	23	15	30	21	23	17	129
	Withdrawal	17%	7%	13%	29%	9%	12%	15%
	Success	48%	80%	67%	52%	74%	53%	62%
Male	Enrollment	58	24	47	32	36	18	215
	Withdrawal	10%	8%	15%	13%	6%	11%	11%
	Success	64%	88%	72%	88%	72%	33%	71%
Unreported	Enrollment	5	4	1		2	1	13
	Withdrawal	*	*	*		*	*	*
	Success	*	*	*		*	*	*
ALL	Enrollment	86	43	78	53	61	36	357
	Withdrawal	12%	7%	14%	19%	8%	11%	12%
	Success	60%	86%	71%	74%	72%	42%	68%

SKYLINE COLLEGE STUDENT OUTCOMES

Department(s): DSKL



Asian		FA17	SP18	FA18	SP19	FA19	SP20	All Terms
Female	Enrollment	1	2	4	2	4	2	15
	Withdrawal	*	*	*	*	*	*	*
	Success	*	*	*	*	*	*	*
Male	Enrollment			6	4	5	7	22
	Withdrawal			*	*	*	*	14%
	Success			*	*	*	*	55%
Asian Total	Enrollment	1	2	10	6	9	9	37
	Withdrawal	-100%	-100%	-100%	-100%	-100%	-100%	11%
	Success	-100%	-100%	-100%	-100%	-100%	-100%	68%

Black - Non-Hispanic		FA17	FA18	SP19	FA19	SP20	All Terms
Female	Enrollment	1	2	7	3	2	15
	Withdrawal	*	*	*	*	*	*
	Success	*	*	*	*	*	*
Male	Enrollment	1		4		1	6
	Withdrawal	*		*		*	*
	Success	*		*		*	*
Black - Non-Hispanic Total	Enrollment	2	2	11	3	3	21
	Withdrawal	-100%	-100%	-100%	-100%	-100%	24%
	Success	-100%	-100%	-100%	-100%	-100%	48%

Filipino		FA17	SP18	FA18	SP19	FA19	SP20	All Terms
Female	Enrollment	1	2	6	1	4		14
	Withdrawal	*	*	*	*	*		*
	Success	*	*	*	*	*		*
Male	Enrollment	11	8	6	5	4	3	37
	Withdrawal	*	*	*	*	*	*	5%
	Success	*	*	*	*	*	*	86%

SKYLINE COLLEGE STUDENT OUTCOMES

Department(s): DSKL



Unreported	Enrollment	3	2					5
	Withdrawal	*	*					*
	Success	*	*					*
Filipino Total	Enrollment	15	12	12	6	8	3	56
	Withdrawal	-100%	-100%	-100%	-100%	-100%	-100%	4%
	Success	-100%	-100%	-100%	-100%	-100%	-100%	86%

Hispanic/Latino		FA17	SP18	FA18	SP19	FA19	SP20	All Terms
Female	Enrollment	14	2	9	6	10	7	48
	Withdrawal	*	*	*	*	*	*	10%
	Success	*	*	*	*	*	*	63%
Male	Enrollment	31	9	16	13	24	4	97
	Withdrawal	13%	*	6%	*	4%	*	9%
	Success	61%	*	75%	*	71%	*	68%
Unreported	Enrollment		2	1		1	1	5
	Withdrawal		*	*		*	*	*
	Success		*	*		*	*	*
Hispanic/Latino Total	Enrollment	45	13	26	19	35	12	150
	Withdrawal	13%	-100%	4%	11%	6%	-100%	9%
	Success	58%	-100%	81%	84%	69%	-100%	67%

Pacific Islander		FA17	SP18	SP19	FA19	SP20	All Terms
Female	Enrollment		2	2			4
	Withdrawal		*	*			*
	Success		*	*			*
Male	Enrollment	4			1	1	6
	Withdrawal	*			*	*	*
	Success	*			*	*	*
Pacific Islander Total	Enrollment	4	2	2	1	1	10
	Withdrawal	-100%	-100%	-100%	-100%	-100%	10%
	Success	-100%	-100%	-100%	-100%	-100%	70%

SKYLINE COLLEGE STUDENT OUTCOMES

Department(s): DSKL



White Non-Hispanic		FA17	SP18	FA18	SP19	FA19	SP20	All Terms
Female	Enrollment	5	7	3	2	1	6	24
	Withdrawal	*	*	*	*	*	*	21%
	Success	*	*	*	*	*	*	54%
Male	Enrollment	8	6	11	6	1	2	34
	Withdrawal	*	*	*	*	*	*	18%
	Success	*	*	*	*	*	*	68%
White Non-Hispanic Total	Enrollment	13	13	14	8	2	8	58
	Withdrawal	-100%	-100%	21%	-100%	-100%	-100%	19%
	Success	-100%	-100%	57%	-100%	-100%	-100%	62%

Unreported		FA17	FA18	FA19	All Terms
Female	Enrollment		2	1	3
	Withdrawal		*	*	*
	Success		*	*	*
Male	Enrollment	2			2
	Withdrawal	*			*
	Success	*			*
Unreported Total	Enrollment	2	2	1	5
	Withdrawal	-100%	-100%	-100%	0%
	Success	-100%	-100%	-100%	80%

Multiraces		FA17	SP18	FA18	SP19	FA19	All Terms
Female	Enrollment	1		4	1		6
	Withdrawal	*		*	*		*
	Success	*		*	*		*
Male	Enrollment	1	1	8		1	11
	Withdrawal	*	*	*		*	*
	Success	*	*	*		*	*

SKYLINE COLLEGE STUDENT OUTCOMES

Department(s): DSKL



MODALITY		FA17	SP18	FA18	SP19	FA19	SP20	All Terms
FACE TO FACE	Enrollment	86	43	78	53	61	36	357
	Withdrawal	12%	7%	14%	19%	8%	11%	12%
	Success	60%	86%	71%	74%	72%	42%	68%
ALL	Enrollment	86	43	78	53	61	36	357
	Withdrawal	12%	7%	14%	19%	8%	11%	12%
	Success	60%	86%	71%	74%	72%	42%	68%

MEETING TIME (FACE TO FACE AND HYBRID ONLY)		FA17	SP18	FA18	SP19	FA19	SP20	All Terms
Afternoon (Starts Between 12:00PM and 4:59PM)	Enrollment	48	37	74	53	61	36	309
	Withdrawal	8%	8%	14%	19%	8%	11%	12%
	Success	75%	86%	72%	74%	72%	42%	71%
Evening (Starts at 5:00PM or After)	Enrollment	14	6	4				24
	Withdrawal	7%	*	*				8%
	Success	50%	*	*				58%
Morning (Starts Before 12:00PM)	Enrollment	24						24
	Withdrawal	21%						21%
	Success	38%						38%
ALL	Enrollment	86	43	78	53	61	36	357
	Withdrawal	12%	7%	14%	19%	8%	11%	12%
	Success	60%	86%	71%	74%	72%	42%	68%

SKYLINE COLLEGE STUDENT OUTCOMES

Department(s): DSKL



		FA17	SP18	FA18	SP19	FA19	SP20	All Terms
Low Income:	Enrollment	37	19	38	26	36	15	171
	Withdrawal	5%	16%	13%	19%	6%	*	10%
	Success	57%	79%	68%	77%	78%	*	68%
Low Income: Yes	Enrollment	49	24	40	27	25	21	186
	Withdrawal	16%	0%	15%	19%	12%	19%	14%
	Success	63%	92%	73%	70%	64%	43%	68%
ALL	Enrollment	86	43	78	53	61	36	357
	Withdrawal	12%	7%	14%	19%	8%	11%	12%
	Success	60%	86%	71%	74%	72%	42%	68%

SKYLINE COLLEGE STUDENT OUTCOMES

Department(s): DSKL



		FA17	SP18	FA18	SP19	FA19	SP20	All Terms
Age Under 18	Enrollment	12	1	9	2	5		29
	Withdrawal	*	*	*	*	*		14%
	Success	*	*	*	*	*		69%
Age 18 - 22	Enrollment	59	22	47	32	40	17	217
	Withdrawal	7%	5%	15%	16%	10%	6%	10%
	Success	63%	86%	66%	84%	75%	47%	70%
Age 23 - 28	Enrollment	6	10	11	5	6	2	40
	Withdrawal	*	*	*	*	*	*	7%
	Success	*	*	*	*	*	*	73%
Age 29 - 39	Enrollment	2	8	2	10	5	6	33
	Withdrawal	*	*	*	*	*	*	15%
	Success	*	*	*	*	*	*	55%
Age 40 - 49	Enrollment	1	2	2	1	4	5	15
	Withdrawal	*	*	*	*	*	*	33%
	Success	*	*	*	*	*	*	40%
Age 50 - 59	Enrollment	4		6	2		2	14
	Withdrawal	*		*	*		*	*
	Success	*		*	*		*	*
Age 60 +	Enrollment	2		1	1	1	4	9
	Withdrawal	*		*	*	*	*	*
	Success	*		*	*	*	*	*
ALL	Enrollment	86	43	78	53	61	36	357
	Withdrawal	12%	7%	14%	19%	8%	11%	12%
	Success	60%	86%	71%	74%	72%	42%	68%

SKYLINE COLLEGE STUDENT OUTCOMES

Department(s): DSKL



		FA17	SP18	FA18	SP19	FA19	SP20	All Terms
4yr stu take class for 4yr col	Enrollment		2			3		5
	Withdrawal		*			*		-100%
	Success		*			*		*
College Preparation	Enrollment	6	6	14	7	3		36
	Withdrawal	*	*	*	*	*		-100%
	Success	*	*	*	*	*		*
CTE Certif/ Career Development	Enrollment	17	2	4	3	4	7	37
	Withdrawal	*	*	*	*	*	*	5%
	Success	*	*	*	*	*	*	70%
Degree/Transfer	Enrollment	54	23	43	31	44	23	218
	Withdrawal	15%	4%	19%	23%	9%	9%	14%
	Success	54%	83%	65%	68%	70%	35%	62%
Exploratory	Enrollment	9	10	17	12	7	6	61
	Withdrawal	*	*	12%	*	*	*	11%
	Success	*	*	71%	*	*	*	75%
ALL	Enrollment	86	43	78	53	61	36	357
	Withdrawal	12%	7%	14%	19%	8%	11%	12%
	Success	60%	86%	71%	74%	72%	42%	68%

SKYLINE COLLEGE STUDENT OUTCOMES

Department(s): DSKL



		FA17	SP18	FA18	SP19	FA19	SP20	All Terms
Full Time (12+ Units at SMCCCD)	Enrollment	26	2	16	10	28	12	94
	Withdrawal	4%	*	19%	*	11%	*	13%
	Success	65%	*	63%	*	75%	*	61%
Part Time (< 12 Units at SMCCCD)	Enrollment	60	41	62	43	33	24	263
	Withdrawal	15%	7%	13%	16%	6%	8%	12%
	Success	58%	85%	73%	81%	70%	50%	70%
ALL	Enrollment	86	43	78	53	61	36	357
	Withdrawal	12%	7%	14%	19%	8%	11%	12%
	Success	60%	86%	71%	74%	72%	42%	68%

SKYLINE COLLEGE PRODUCTIVITY

Department(s): DSKL

Year	FTEF	FTES	FTES Percent Change	Load	Load Percent Change	Sections	Census Enroll / Section
2017-2018	.23	2.44		314		20	6.5
2018-2019	.10	4.82	97.3%	1,445	360.4%	21	6.3
2019-2020	.07	4.85	0.8%	2,184	51.1%	17	5.7

Term	FTEF	FTES	FTES Percent Change	Load	Load Percent Change	Sections	Census Enroll / Section
Fall 2017	.23	1.59		204		10	8.6
Fall 2018	.03	2.58	63.0%	2,325	1,040.6%	11	7.1
Fall 2019	.0	3.12	20.7%			10	6.1
Spring 2018	.0	.86				10	4.3
Spring 2019	.07	2.23	161.0%	1,005		10	5.4
Spring 2020	.07	1.73	-22.4%	780	-22.4%	7	5.1