

DEFINITIONS

Reporting Period	Academic Year(s): 2017-2018 to 2021-2022
Duplicated Headcount (Enrollments)	Counts each student once for every course in which they enroll.
Unduplicated Headcount	Counts each student once and only once, regardless of the number of courses in which they enroll.
Course Success	Grades starting with 'A', 'B', 'C', and 'P' are considered successful – all other letter grades represent unsuccessful outcomes. The success rate is calculated based on the following formula: $\text{Success Rate} = \frac{\text{Number of registrations with grades A, B, C, or P}}{\text{Number of registrations with a non-blank grade}}$ Note that the denominator includes withdrawals, i.e. grades of W.
Course Retention	The percentage of enrollments that earned any letter grade other than W.
Course Withdrawal	The percentage of enrollments that earned a W letter grade.
Data Suppression	The success rates and withdrawal rates for demographic sub-populations of students fewer than 10 are suppressed. These cells are masked with an asterisk (*).
Subpopulations Less Than 1%	For the following sections, if the percent size of a subpopulation is greater than zero but less than 1% then it is shown as "<1%": GENDER & ETHNICITY, AGE & GOAL.
Goals	Goals are grouped as follows: 4 yr stu take class for 4 yr col: Includes the educational goal "4-year students take class for 4-year college" College Preparation: Includes the educational goals "Complete Credits for HS Diplom" and "Improve Basic Skills" CTE Certif/Career Development: Includes the educational goals "Acquire Job Skills/ New Career", "Earn 2 year Certificate without Transfer", "Maintain Certificate/License", "Update Job Skills/ Job Advance", and "Earn Vocational Certificate without Transfer" Degree/Transfer: Includes the educational goals "Earn AA/AS & Transfer to 4 year institution", "Earn AA/AS w/out Transfer", and "Transfer to 4 year institution without AA/AS" Exploratory: Includes all other goals not listed above.
Full-Time Equivalent Faculty (FTEF)	Total faculty workload divided by 15. Excludes faculty workload assigned to sections that were cancelled.
Full-Time Equivalent Students (FTES)	1 FTES = 525 contact hours. Cancelled sections and audit enrollments are excluded from this figure.
Load	Weekly Student Contact Hours (WSCH) ÷ FTEF. Cancelled sections and audit enrollments are excluded from this figure.
Fall Unit Load	Based on the unit enrollment districtwide.
Modality	Hybrid = Section designator begins with H and/or has an HYBR attribute Online - Synchronous = Online sections that have an attribute code of SYNC or CVSY. Online - Aynchronous = Online sections that do not have an attribute code of SYNC or CVSY. Face to Face = All others.
Departments	This report includes ONLY the following department(s): DMAD, FILM.
Courses	This report includes ALL courses.

SKYLINE COLLEGE STUDENT CHARACTERISTICS

Department(s): DMAD, FILM

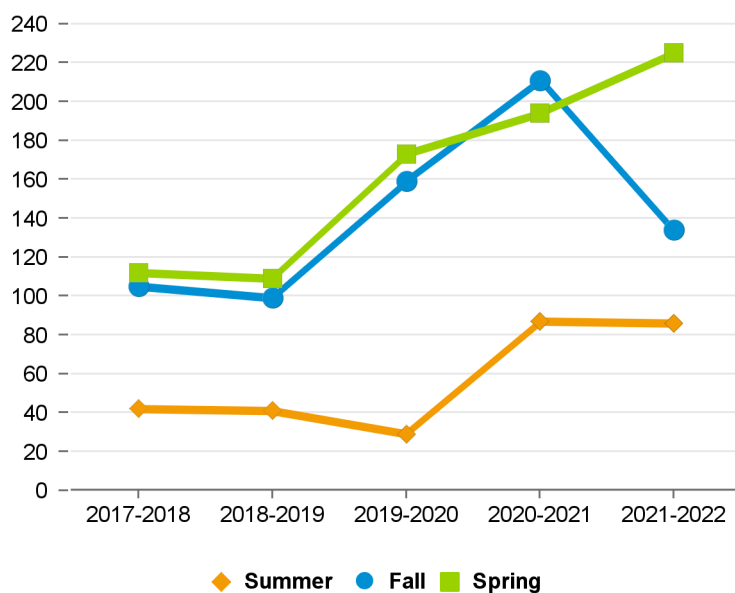
Unduplicated Headcount by Term

	2017-2018	2018-2019	2019-2020	2020-2021	2021-2022
Summer	42	41	29	87	86
Fall	105	99	159	211	134
Spring	112	109	173	194	225
Total	234	233	338	471	429

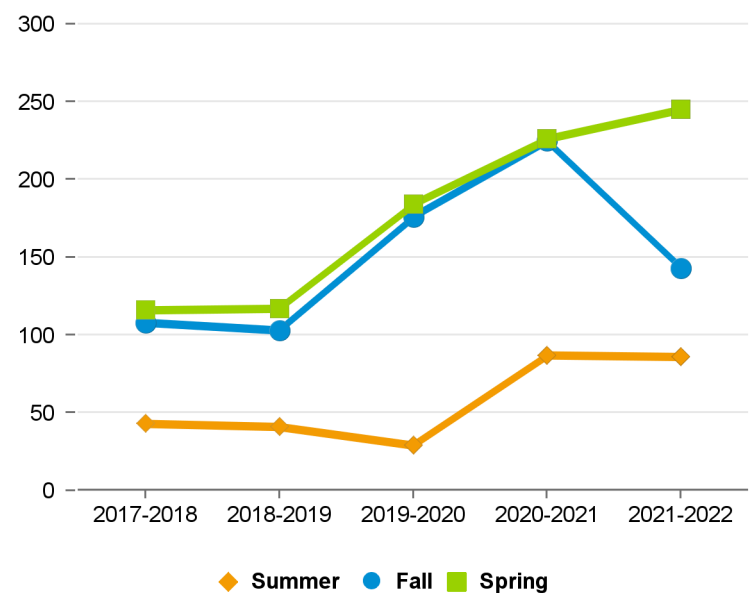
Enrollments by Term

	2017-2018	2018-2019	2019-2020	2020-2021	2021-2022
Summer	43	41	29	87	86
Fall	108	103	176	225	143
Spring	116	117	184	226	245
Total	267	261	389	538	474

Unduplicated Headcount by Term



Enrollments by Term



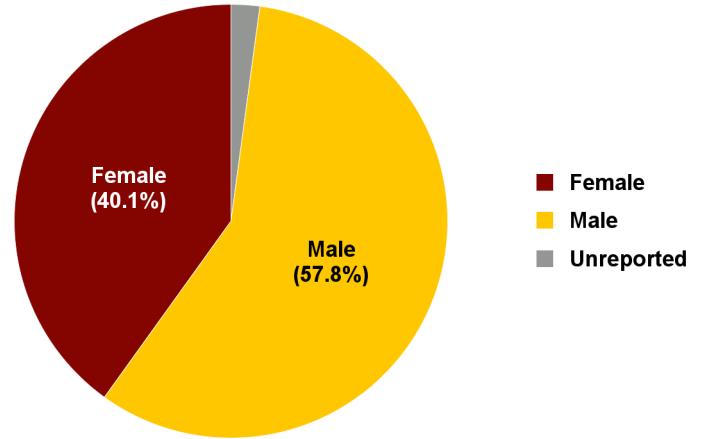
SKYLINE COLLEGE STUDENT CHARACTERISTICS

Department(s): DMAD, FILM



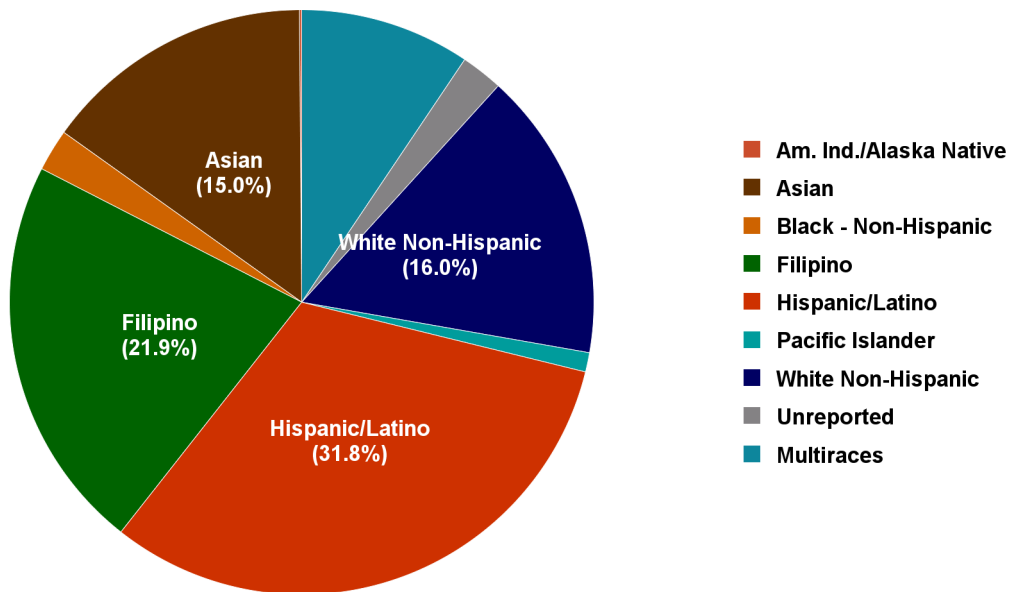
Unduplicated Headcount by Gender

	Female	Male	Unreported
2017-2018	32.9%	65.4%	1.7%
2018-2019	39.1%	59.7%	1.3%
2019-2020	34.0%	63.9%	2.1%
2020-2021	44.2%	53.5%	2.3%
2021-2022	43.8%	53.8%	2.3%
Total	638	920	34
Total %	40.1%	57.8%	2.1%



Unduplicated Headcount by Ethnicity

	2017-2018	2018-2019	2019-2020	2020-2021	2021-2022	Total	Total %
Am. Ind./Alaska Native			<1%		<1%	2	<1%
Asian	15.4%	10.7%	16.9%	15.3%	15.9%	239	15.0%
Black - Non-Hispanic	3.8%	2.6%	1.5%	2.3%	1.9%	37	2.3%
Filipino	15.8%	20.6%	21.6%	21.7%	24.0%	349	21.9%
Hispanic/Latino	35.5%	35.2%	31.1%	32.3%	30.1%	506	31.8%
Pacific Islander		<1%	<1%	1.1%	2.1%	17	1.1%
White Non-Hispanic	16.7%	16.3%	16.3%	15.5%	15.9%	255	16.0%
Unreported	3.4%	1.7%	2.4%	1.7%	3.0%	37	2.3%
Multiraces	9.4%	12.0%	9.5%	10.2%	7.0%	150	9.4%
Total	234	233	338	471	429	1,592	100.0%



Unduplicated Headcount by Age

	2017-2018	2018-2019	2019-2020	2020-2021	2021-2022	Total	Total %
Age Under 18	9.4%	8.2%	11.5%	12.1%	42.0%	313	19.7%
Age 18 - 22	57.3%	63.5%	59.5%	54.6%	36.8%	850	53.4%
Age 23 - 28	19.2%	18.9%	15.1%	17.6%	9.3%	246	15.5%
Age 29 - 39	9.8%	5.2%	8.6%	9.3%	7.9%	127	8.0%
Age 40 - 49	1.7%	2.1%	3.0%	3.2%	2.1%	41	2.6%
Age 50 - 59	1.3%	<1%	1.8%	2.3%	1.4%	26	1.6%
Age 60 +	1.3%	1.3%	<1%	<1%	<1%	11	<1%
Total	234	233	338	471	429	1,592	100.0%

Unduplicated Headcount by Goal

	2017-2018	2018-2019	2019-2020	2020-2021	2021-2022	Total	Total %
4yr stu take class for 4yr col	3.0%	4.7%	2.4%	4.2%	3.0%	55	3.5%
College Preparation	<1%	1.3%	1.5%	1.9%	23.5%	117	7.3%
CTE Certif/Career Development	6.4%	5.6%	8.6%	5.5%	5.6%	94	5.9%
Degree/Transfer	79.5%	79.4%	77.2%	79.2%	57.6%	1,169	73.4%
Exploratory	10.3%	9.0%	10.4%	9.1%	10.3%	157	9.9%
Total	234	233	338	471	429	1,592	100.0%

Unduplicated Headcount by Fall Unit Load

	FALL 2017		FALL 2018		FALL 2019		FALL 2020		FALL 2021	
Full Time (12+ Units)	53	50.5%	57	57.6%	91	57.2%	117	55.5%	38	28.4%
Part Time (Less Than 12 Units)	52	49.5%	42	42.4%	68	42.8%	94	44.5%	95	70.9%
Total	105		99		159		211		134	

SKYLINE COLLEGE STUDENT OUTCOMES
Department(s): DMAD, FILM



Annual Course Success and Retention

	Enrollments	Success Count	Success Rate	Retention Rate	Withdrawal Rate
2017-2018	267	184	68.9%	90.3%	9.7%
2018-2019	261	194	74.3%	92.3%	7.7%
2019-2020	389	271	69.7%	91.3%	8.7%
2020-2021	538	380	70.6%	99.8%	0.2%
2021-2022	474	348	73.4%	96.4%	3.6%
Total	1,929	1,377	71.4%	94.9%	5.1%

Term Course Success and Retention

	Enrollments	Success Count	Success Rate	Retention Rate	Withdrawal Rate
Summer 2017	43	40	93.0%	95.3%	4.7%
Fall 2017	108	69	63.9%	90.7%	9.3%
Spring 2018	116	75	64.7%	87.9%	12.1%
Summer 2018	41	29	70.7%	90.2%	9.8%
Fall 2018	103	81	78.6%	96.1%	3.9%
Spring 2019	117	84	71.8%	89.7%	10.3%
Summer 2019	29	17	58.6%	96.6%	3.4%
Fall 2019	176	121	68.8%	86.9%	13.1%
Spring 2020	184	133	72.3%	94.6%	5.4%
Summer 2020	87	71	81.6%	100.0%	0.0%
Fall 2020	225	151	67.1%	100.0%	0.0%
Spring 2021	226	158	69.9%	99.6%	0.4%
Summer 2021	86	64	74.4%	100.0%	0.0%
Fall 2021	143	91	63.6%	100.0%	0.0%
Spring 2022	245	193	78.8%	93.1%	6.9%
Total	1,929	1,377	71.4%	94.9%	5.1%

SKYLINE COLLEGE STUDENT OUTCOMES

Department(s): DMAD, FILM



		SU17	FA17	SP18	SU18	FA18	SP19	SU19	FA19	SP20	SU20	FA20	SP21	SU21	FA21	SP22	All Terms
Am. Ind./ Alaska Native	Enrollment								1						1		2
	Withdrawal								*						*		*
	Success								*						*		*
Asian	Enrollment	8	16	15	4	10	12	3	37	26	13	30	38	18	19	41	290
	Withdrawal	*	6%	0%	*	0%	0%	*	14%	0%	0%	0%	0%	0%	0%	15%	4%
	Success	*	81%	80%	*	80%	92%	*	76%	69%	100%	70%	79%	78%	68%	71%	76%
Black - Non-Hispanic	Enrollment		6	3	1	1	4	1	3	1	2	5	4	1	6	3	41
	Withdrawal		*	*	*	*	*	*	*	*	*	*	*	*	*	*	15%
	Success		*	*	*	*	*	*	*	*	*	*	*	*	*	*	51%
Filipino	Enrollment	6	20	22	6	24	22	8	38	41	18	50	51	16	32	60	414
	Withdrawal	*	10%	5%	*	0%	9%	*	11%	5%	0%	0%	2%	0%	0%	3%	4%
	Success	*	70%	55%	*	83%	68%	*	63%	80%	83%	74%	67%	75%	75%	85%	74%
Hispanic/ Latino	Enrollment	20	31	39	20	34	44	12	46	61	28	81	67	23	45	73	624
	Withdrawal	5%	6%	21%	0%	6%	9%	0%	15%	3%	0%	0%	0%	0%	0%	5%	5%
	Success	95%	68%	62%	80%	74%	77%	67%	67%	72%	75%	52%	63%	70%	69%	84%	70%
Pacific Islander	Enrollment				1		1			2	1	1	3	1	4	4	18
	Withdrawal				*		*			*	*	*	*	*	*	*	0%
	Success				*		*			*	*	*	*	*	*	*	72%
White Non-Hispanic	Enrollment	6	23	20	4	21	14	3	26	33	17	31	33	16	19	40	306
	Withdrawal	*	4%	15%	*	0%	14%	*	0%	12%	0%	0%	0%	0%	0%	7%	5%
	Success	*	57%	75%	*	90%	86%	*	81%	64%	82%	74%	82%	81%	42%	73%	73%
Unreported	Enrollment	2	4	2		3	1	1	4	3	2	3	6	2	6	8	47
	Withdrawal	*	*	*		*	*	*	*	*	*	*	*	*	*	*	4%
	Success	*	*	*		*	*	*	*	*	*	*	*	*	*	*	79%
Multiraces	Enrollment	1	8	15	5	10	19	1	21	17	6	24	24	9	11	16	187
	Withdrawal	*	*	7%	*	10%	16%	*	29%	12%	*	0%	0%	*	*	6%	8%
	Success	*	*	67%	*	60%	42%	*	67%	65%	*	79%	71%	*	*	63%	65%
ALL	Enrollment	43	108	116	41	103	117	29	176	184	87	225	226	86	143	245	1,929
	Withdrawal	5%	9%	12%	10%	4%	10%	3%	13%	5%	0%	0%	0%	0%	0%	7%	5%
	Success	93%	64%	65%	71%	79%	72%	59%	69%	72%	82%	67%	70%	74%	64%	79%	71%

SKYLINE COLLEGE STUDENT OUTCOMES

Department(s): DMAD, FILM



		SU17	FA17	SP18	SU18	FA18	SP19	SU19	FA19	SP20	SU20	FA20	SP21	SU21	FA21	SP22	All Terms
Female	Enrollment	17	35	36	16	42	37	11	61	63	36	106	102	50	66	107	785
	Withdrawal	0%	11%	22%	6%	2%	11%	9%	21%	10%	0%	0%	1%	0%	0%	7%	6%
	Success	100%	69%	44%	69%	83%	78%	45%	64%	73%	86%	74%	72%	88%	64%	84%	74%
Male	Enrollment	26	69	80	25	59	78	17	114	116	49	115	117	35	74	132	1,106
	Withdrawal	8%	9%	7%	12%	5%	10%	0%	9%	3%	0%	0%	0%	0%	0%	8%	5%
	Success	88%	61%	74%	72%	76%	68%	65%	71%	72%	80%	60%	68%	57%	64%	74%	69%
Unreported	Enrollment		4			2	2	1	1	5	2	4	7	1	3	6	38
	Withdrawal		*			*	*	*	*	*	*	*	*	*	*	*	0%
	Success		*			*	*	*	*	*	*	*	*	*	*	*	76%
ALL	Enrollment	43	108	116	41	103	117	29	176	184	87	225	226	86	143	245	1,929
	Withdrawal	5%	9%	12%	10%	4%	10%	3%	13%	5%	0%	0%	0%	0%	0%	7%	5%
	Success	93%	64%	65%	71%	79%	72%	59%	69%	72%	82%	67%	70%	74%	64%	79%	71%

SKYLINE COLLEGE STUDENT OUTCOMES

Department(s): DMAD, FILM



Am. Ind./Alaska Native		FA19	FA21	All Terms
Female	Enrollment	1		1
	Withdrawal	*		*
	Success	*		*
Male	Enrollment		1	1
	Withdrawal		*	*
	Success		*	*
Am. Ind./Alaska Native Total	Enrollment	1	1	2
	Withdrawal	-100%	-100%	0%
	Success	-100%	-100%	50%

Asian		SU17	FA17	SP18	SU18	FA18	SP19	SU19	FA19	SP20	SU20	FA20	SP21	SU21	FA21	SP22	All Terms
Female	Enrollment	5	3	3	1	6	2		13	11	7	12	16	11	8	19	117
	Withdrawal	*	*	*	*	*	*		8%	0%	*	0%	0%	0%	*	11%	3%
	Success	*	*	*	*	*	*		77%	64%	*	83%	88%	82%	*	89%	81%
Male	Enrollment	3	12	12	3	4	10	3	24	15	6	18	21	7	11	22	171
	Withdrawal	*	8%	0%	*	*	0%	*	17%	0%	*	0%	0%	*	0%	18%	6%
	Success	*	75%	92%	*	*	100%	*	75%	73%	*	61%	71%	*	64%	55%	73%
Unreported	Enrollment		1										1				2
	Withdrawal		*										*				*
	Success		*										*				*
Asian Total	Enrollment	8	16	15	4	10	12	3	37	26	13	30	38	18	19	41	290
	Withdrawal	-100%	6%	0%	-100%	0%	0%	-100%	14%	0%	0%	0%	0%	0%	0%	15%	4%
	Success	-100%	81%	80%	-100%	80%	92%	-100%	76%	69%	100%	70%	79%	78%	68%	71%	76%

Black - Non-Hispanic		FA17	SP18	SU18	FA18	SP19	SU19	FA19	SP20	SU20	FA20	SP21	SU21	FA21	SP22	All Terms
Female	Enrollment	2		1		2		2			3	3		5		18
	Withdrawal	*		*		*		*			*	*		*		11%
	Success	*		*		*		*			*	*		*		50%

SKYLINE COLLEGE STUDENT OUTCOMES

Department(s): DMAD, FILM



Male	Enrollment	4	3		1	2	1	1	1	2	2	1	1	1	2	22
	Withdrawal	*	*		*	*	*	*	*	*	*	*	*	*	*	18%
	Success	*	*		*	*	*	*	*	*	*	*	*	*	*	50%
Unreported	Enrollment														1	1
	Withdrawal														*	*
	Success														*	*
Black - Non-Hispanic Total	Enrollment	6	3	1	1	4	1	3	1	2	5	4	1	6	3	41
	Withdrawal	-100%	-100%	-100%	-100%	-100%	-100%	-100%	-100%	-100%	-100%	-100%	-100%	-100%	-100%	15%
	Success	-100%	-100%	-100%	-100%	-100%	-100%	-100%	-100%	-100%	-100%	-100%	-100%	-100%	-100%	51%

Filipino		SU17	FA17	SP18	SU18	FA18	SP19	SU19	FA19	SP20	SU20	FA20	SP21	SU21	FA21	SP22	All Terms
Female	Enrollment	2	5	8	3	9	7	5	17	15	6	19	22	9	12	14	153
	Withdrawal	*	*	*	*	*	*	*	18%	7%	*	0%	5%	*	0%	14%	8%
	Success	*	*	*	*	*	*	*	65%	80%	*	84%	64%	*	67%	71%	72%
Male	Enrollment	4	14	14	3	14	15	3	21	24	12	31	29	7	19	44	254
	Withdrawal	*	7%	0%	*	0%	7%	*	5%	4%	0%	0%	0%	*	0%	0%	2%
	Success	*	71%	71%	*	79%	67%	*	62%	79%	75%	68%	69%	*	79%	89%	74%
Unreported	Enrollment		1			1				2					1	2	7
	Withdrawal		*			*				*					*	*	*
	Success		*			*				*					*	*	*
Filipino Total	Enrollment	6	20	22	6	24	22	8	38	41	18	50	51	16	32	60	414
	Withdrawal	-100%	10%	5%	-100%	0%	9%	-100%	11%	5%	0%	0%	2%	0%	0%	3%	4%
	Success	-100%	70%	55%	-100%	83%	68%	-100%	63%	80%	83%	74%	67%	75%	75%	85%	74%

Hispanic/Latino		SU17	FA17	SP18	SU18	FA18	SP19	SU19	FA19	SP20	SU20	FA20	SP21	SU21	FA21	SP22	All Terms
Female	Enrollment	7	12	14	8	13	14	4	12	17	10	37	32	13	24	40	257
	Withdrawal	*	8%	36%	*	0%	21%	*	42%	6%	0%	0%	0%	0%	0%	5%	7%
	Success	*	75%	50%	*	77%	79%	*	50%	76%	80%	57%	63%	85%	79%	88%	72%
Male	Enrollment	13	17	25	12	21	30	7	33	44	17	41	34	10	20	31	355
	Withdrawal	8%	6%	12%	0%	10%	3%	*	6%	2%	0%	0%	0%	0%	0%	6%	4%
	Success	92%	59%	68%	83%	71%	77%	*	73%	70%	71%	44%	62%	50%	60%	77%	67%

SKYLINE COLLEGE STUDENT OUTCOMES

Department(s): DMAD, FILM



Unreported	Enrollment		2					1	1		1	3	1		1	2	12
	Withdrawal		*					*	*		*	*	*		*	*	0%
	Success		*					*	*		*	*	*		*	*	92%
Hispanic/ Latino Total	Enrollment	20	31	39	20	34	44	12	46	61	28	81	67	23	45	73	624
	Withdrawal	5%	6%	21%	0%	6%	9%	0%	15%	3%	0%	0%	0%	0%	0%	5%	5%
	Success	95%	68%	62%	80%	74%	77%	67%	67%	72%	75%	52%	63%	70%	69%	84%	70%

Pacific Islander		SU18	SP19	SP20	SU20	FA20	SP21	SU21	FA21	SP22	All Terms
Female	Enrollment		1			1	1	1	1	3	8
	Withdrawal		*			*	*	*	*	*	*
	Success		*			*	*	*	*	*	*
Male	Enrollment	1		2	1		2		3	1	10
	Withdrawal	*		*	*		*		*	*	*
	Success	*		*	*		*		*	*	*
Pacific Islander Total	Enrollment	1	1	2	1	1	3	1	4	4	18
	Withdrawal	-100%	-100%	-100%	-100%	-100%	-100%	-100%	-100%	-100%	0%
	Success	-100%	-100%	-100%	-100%	-100%	-100%	-100%	-100%	-100%	72%

White Non-Hispanic		SU17	FA17	SP18	SU18	FA18	SP19	SU19	FA19	SP20	SU20	FA20	SP21	SU21	FA21	SP22	All Terms
Female	Enrollment	2	9	7	1	8	5	1	7	14	9	20	14	9	6	18	130
	Withdrawal	*	*	*	*	*	*	*	*	29%	*	0%	0%	*	*	6%	5%
	Success	*	*	*	*	*	*	*	*	64%	*	75%	93%	*	*	72%	75%
Male	Enrollment	4	14	13	3	12	7	2	19	18	8	11	16	6	13	22	168
	Withdrawal	*	0%	15%	*	0%	*	*	0%	0%	*	0%	0%	*	0%	9%	5%
	Success	*	50%	85%	*	92%	*	*	79%	67%	*	73%	75%	*	54%	73%	73%
Unreported	Enrollment					1	2			1			3	1			8
	Withdrawal					*	*			*			*	*			*
	Success					*	*			*			*	*			*
White Non-Hispanic Total	Enrollment	6	23	20	4	21	14	3	26	33	17	31	33	16	19	40	306
	Withdrawal	-100%	4%	15%	-100%	0%	14%	-100%	0%	12%	0%	0%	0%	0%	0%	7%	5%
	Success	-100%	57%	75%	-100%	90%	86%	-100%	81%	64%	82%	74%	82%	81%	42%	73%	73%

SKYLINE COLLEGE STUDENT OUTCOMES

Department(s): DMAD, FILM



Unreported		SU17	FA17	SP18	FA18	SP19	SU19	FA19	SP20	SU20	FA20	SP21	SU21	FA21	SP22	All Terms
Female	Enrollment	1	1	2	2	1	1	1	1	1	1	4	1	1	5	23
	Withdrawal	*	*	*	*	*	*	*	*	*	*	*	*	*	*	4%
	Success	*	*	*	*	*	*	*	*	*	*	*	*	*	*	91%
Male	Enrollment	1	3		1			3	2		1	1	1	4	2	19
	Withdrawal	*	*		*			*	*		*	*	*	*	*	5%
	Success	*	*		*			*	*		*	*	*	*	*	68%
Unreported	Enrollment									1	1	1		1	1	5
	Withdrawal									*	*	*		*	*	*
	Success									*	*	*		*	*	*
Unreported Total	Enrollment	2	4	2	3	1	1	4	3	2	3	6	2	6	8	47
	Withdrawal	-100%	-100%	-100%	-100%	-100%	-100%	-100%	-100%	-100%	-100%	-100%	-100%	-100%	-100%	4%
	Success	-100%	-100%	-100%	-100%	-100%	-100%	-100%	-100%	-100%	-100%	-100%	-100%	-100%	-100%	79%

Multiraces		SU17	FA17	SP18	SU18	FA18	SP19	SU19	FA19	SP20	SU20	FA20	SP21	SU21	FA21	SP22	All Terms
Female	Enrollment		3	2	2	4	5		8	5	3	13	10	6	9	8	78
	Withdrawal		*	*	*	*	*		*	*	*	0%	*	*	*	*	5%
	Success		*	*	*	*	*		*	*	*	85%	*	*	*	*	73%
Male	Enrollment	1	5	13	3	6	14	1	13	10	3	11	13	3	2	8	106
	Withdrawal	*	*	0%	*	*	21%	*	23%	*	*	0%	0%	*	*	*	10%
	Success	*	*	77%	*	*	36%	*	69%	*	*	73%	69%	*	*	*	58%
Unreported	Enrollment									2			1				3
	Withdrawal									*			*				*
	Success									*			*				*
Multiraces Total	Enrollment	1	8	15	5	10	19	1	21	17	6	24	24	9	11	16	187
	Withdrawal	-100%	-100%	7%	-100%	10%	16%	-100%	29%	12%	-100%	0%	0%	-100%	-100%	6%	8%
	Success	-100%	-100%	67%	-100%	60%	42%	-100%	67%	65%	-100%	79%	71%	-100%	-100%	63%	65%

SKYLINE COLLEGE STUDENT OUTCOMES

Department(s): DMAD, FILM



MODALITY		SU17	FA17	SP18	SU18	FA18	SP19	SU19	FA19	SP20	SU20	FA20	SP21	SU21	FA21	SP22
FACE TO FACE	Enrollment	43	108	116	41	103	117	29	149	156	87	46			63	90
	Withdrawal	5%	9%	12%	10%	4%	10%	3%	8%	4%	0%	0%			0%	2%
	Success	93%	64%	65%	71%	79%	72%	59%	76%	74%	82%	52%			89%	92%
ONLINE - ASYNCHRONOUS	Enrollment								27	28		179	226	86	80	155
	Withdrawal								41%	11%		0%	0%	0%	0%	10%
	Success								30%	64%		71%	70%	74%	44%	71%
ALL	Enrollment	43	108	116	41	103	117	29	176	184	87	225	226	86	143	245
	Withdrawal	5%	9%	12%	10%	4%	10%	3%	13%	5%	0%	0%	0%	0%	0%	7%
	Success	93%	64%	65%	71%	79%	72%	59%	69%	72%	82%	67%	70%	74%	64%	79%

MEETING TIME (FACE TO FACE AND HYBRID ONLY)		SU17	FA17	SP18	SU18	FA18	SP19	SU19	FA19	SP20	SU20	FA20	FA21	SP22	All Terms
Afternoon (Starts Between 12:00PM and 4:59PM)	Enrollment	12	25	21		29	32		88	116		46	20	40	429
	Withdrawal	0%	12%	10%		3%	9%		6%	2%		0%	0%	5%	4%
	Success	92%	64%	57%		83%	69%		81%	82%		52%	90%	85%	76%
Evening (Starts at 5:00PM or After)	Enrollment	31	83	89	41	74	85	29	61	40	44				577
	Withdrawal	6%	8%	10%	10%	4%	11%	3%	11%	13%	0%				8%
	Success	94%	64%	70%	71%	77%	73%	59%	69%	50%	73%				70%
Morning (Starts Before 12:00PM)	Enrollment			6							43		43	50	142
	Withdrawal			*							0%		0%	0%	2%
	Success			*							91%		88%	98%	89%
ALL	Enrollment	43	108	116	41	103	117	29	149	156	87	46	63	90	1,148
	Withdrawal	5%	9%	12%	10%	4%	10%	3%	8%	4%	0%	0%	0%	2%	6%
	Success	93%	64%	65%	71%	79%	72%	59%	76%	74%	82%	52%	89%	92%	75%

SKYLINE COLLEGE STUDENT OUTCOMES

Department(s): DMAD, FILM



All Terms
1,148
6%
75%
781
4%
67%
1,929
5%
71%

SKYLINE COLLEGE STUDENT OUTCOMES

Department(s): DMAD, FILM



		SU17	FA17	SP18	SU18	FA18	SP19	SU19	FA19	SP20	SU20	FA20	SP21	SU21	FA21	SP22	All Terms
Low Income:	Enrollment	25	54	52	26	65	71	18	113	110	47	135	124	49	117	193	1,199
	Withdrawal	4%	9%	13%	0%	3%	11%	6%	7%	5%	0%	0%	1%	0%	0%	7%	4%
	Success	96%	63%	65%	81%	77%	72%	61%	75%	68%	81%	64%	69%	69%	68%	82%	72%
Low Income: Yes	Enrollment	18	54	64	15	38	46	11	63	74	40	90	102	37	26	52	730
	Withdrawal	6%	9%	11%	27%	5%	9%	0%	24%	7%	0%	0%	0%	0%	0%	8%	6%
	Success	89%	65%	64%	53%	82%	72%	55%	57%	78%	83%	72%	72%	81%	46%	65%	70%
ALL	Enrollment	43	108	116	41	103	117	29	176	184	87	225	226	86	143	245	1,929
	Withdrawal	5%	9%	12%	10%	4%	10%	3%	13%	5%	0%	0%	0%	0%	0%	7%	5%
	Success	93%	64%	65%	71%	79%	72%	59%	69%	72%	82%	67%	70%	74%	64%	79%	71%

SKYLINE COLLEGE STUDENT OUTCOMES

Department(s): DMAD, FILM



		SU17	FA17	SP18	SU18	FA18	SP19	SU19	FA19	SP20	SU20	FA20	SP21	SU21	FA21	SP22	All Terms
Age Under 18	Enrollment	9	8	8	2	6	11	4	22	15	12	31	17	8	68	112	333
	Withdrawal	*	*	*	*	*	9%	*	0%	7%	0%	0%	0%	*	0%	3%	2%
	Success	*	*	*	*	*	64%	*	82%	47%	67%	81%	82%	*	85%	91%	83%
Age 18 - 22	Enrollment	15	68	71	25	64	84	14	105	113	49	110	111	55	43	74	1,001
	Withdrawal	13%	7%	13%	8%	3%	10%	7%	10%	1%	0%	0%	0%	0%	0%	11%	5%
	Success	87%	66%	68%	80%	75%	73%	50%	70%	81%	86%	67%	72%	71%	47%	69%	71%
Age 23 - 28	Enrollment	12	18	17	12	25	10	7	27	25	14	52	42	13	10	29	313
	Withdrawal	0%	28%	0%	17%	4%	10%	*	15%	16%	0%	0%	2%	0%	*	10%	7%
	Success	100%	33%	65%	58%	88%	70%	*	63%	60%	64%	63%	67%	69%	*	66%	65%
Age 29 - 39	Enrollment	5	8	13	1	5	6	4	14	17	6	20	37	9	15	20	180
	Withdrawal	*	*	23%	*	*	*	*	50%	12%	*	0%	0%	*	0%	15%	9%
	Success	*	*	54%	*	*	*	*	50%	65%	*	50%	65%	*	47%	75%	64%
Age 40 - 49	Enrollment	2	1	3	1	2	2		3	9	2	5	11	1	5	4	51
	Withdrawal	*	*	*	*	*	*		*	*	*	*	*	*	*	*	4%
	Success	*	*	*	*	*	*		*	*	*	*	*	*	*	*	59%
Age 50 - 59	Enrollment		2	3		1	1		3	4	2	6	5		1	5	33
	Withdrawal		*	*		*	*		*	*	*	*	*		*	*	6%
	Success		*	*		*	*		*	*	*	*	*		*	*	79%
Age 60 +	Enrollment		3	1			3		2	1	2	1	3		1	1	18
	Withdrawal		*	*			*		*	*	*	*	*		*	*	0%
	Success		*	*			*		*	*	*	*	*		*	*	83%
ALL	Enrollment	43	108	116	41	103	117	29	176	184	87	225	226	86	143	245	1,929
	Withdrawal	5%	9%	12%	10%	4%	10%	3%	13%	5%	0%	0%	0%	0%	0%	7%	5%
	Success	93%	64%	65%	71%	79%	72%	59%	69%	72%	82%	67%	70%	74%	64%	79%	71%

SKYLINE COLLEGE STUDENT OUTCOMES

Department(s): DMAD, FILM



		SU17	FA17	SP18	SU18	FA18	SP19	SU19	FA19	SP20	SU20	FA20	SP21	SU21	FA21	SP22	All Terms
4yr stu take class for 4yr col	Enrollment	3	3	2	3	3	5		5	3	10	7	9	7		6	66
	Withdrawal	*	*	*	*	*	*		*	*	0%	*	*	*		*	5%
	Success	*	*	*	*	*	*		*	*	90%	*	*	*		*	82%
College Preparation	Enrollment		1	1	1		2	1		4	2	5	4	1	46	56	124
	Withdrawal		*	*	*		*	*		*	*	*	*	*	0%	2%	2%
	Success		*	*	*		*	*		*	*	*	*	*	91%	93%	87%
CTE Certif/ Career Development	Enrollment	2	6	10	3	6	4	2	21	24	3	12	26	4	14	15	152
	Withdrawal	*	*	*	*	*	*	*	43%	8%	*	*	0%	*	0%	*	9%
	Success	*	*	*	*	*	*	*	43%	54%	*	*	62%	*	64%	*	62%
Degree/Transfer	Enrollment	31	87	92	32	85	95	19	134	136	59	177	172	64	68	143	1,394
	Withdrawal	6%	8%	13%	13%	5%	11%	5%	10%	5%	0%	0%	0%	0%	0%	7%	5%
	Success	94%	67%	66%	69%	78%	75%	47%	74%	79%	81%	67%	72%	69%	49%	74%	71%
Exploratory	Enrollment	7	11	11	2	9	11	7	16	17	13	24	15	10	15	25	193
	Withdrawal	*	18%	18%	*	*	18%	*	6%	0%	0%	0%	7%	0%	0%	8%	5%
	Success	*	55%	73%	*	*	36%	*	50%	53%	77%	63%	53%	80%	47%	88%	65%
ALL	Enrollment	43	108	116	41	103	117	29	176	184	87	225	226	86	143	245	1,929
	Withdrawal	5%	9%	12%	10%	4%	10%	3%	13%	5%	0%	0%	0%	0%	0%	7%	5%
	Success	93%	64%	65%	71%	79%	72%	59%	69%	72%	82%	67%	70%	74%	64%	79%	71%

SKYLINE COLLEGE STUDENT OUTCOMES

Department(s): DMAD, FILM



		SU17	FA17	SP18	SU18	FA18	SP19	SU19	FA19	SP20	SU20	FA20	SP21	SU21	FA21	SP22	All Terms
Full Time (12+ Units at SMCCCD)	Enrollment		54	59		57	69		101	98		122	138		43	96	837
	Withdrawal		7%	10%		5%	7%		8%	5%		0%	0%		0%	7%	5%
	Success		63%	66%		84%	75%		78%	78%		68%	76%		44%	74%	72%
Part Time (< 12 Units at SMCCCD)	Enrollment	43	54	57	41	46	48	29	75	86	87	103	88	86	100	149	1,092
	Withdrawal	5%	11%	14%	10%	2%	15%	3%	20%	6%	0%	0%	1%	0%	0%	7%	5%
	Success	93%	65%	63%	71%	72%	67%	59%	56%	66%	82%	66%	60%	74%	72%	82%	71%
ALL	Enrollment	43	108	116	41	103	117	29	176	184	87	225	226	86	143	245	1,929
	Withdrawal	5%	9%	12%	10%	4%	10%	3%	13%	5%	0%	0%	0%	0%	0%	7%	5%
	Success	93%	64%	65%	71%	79%	72%	59%	69%	72%	82%	67%	70%	74%	64%	79%	71%

SKYLINE COLLEGE PRODUCTIVITY

Department(s): DMAD, FILM

Year	FTEF	FTES	FTES Percent Change	Load	Load Percent Change	Sections	Census Enroll / Section
2017-2018	2.10	43.10		615		12	22.3
2018-2019	1.69	39.34	-8.7%	697	13.4%	10	26.1
2019-2020	3.66	56.48	43.6%	463	-33.6%	17	22.9
2020-2021	4.61	72.08	27.6%	469	1.4%	21	25.6
2021-2022	4.77	60.80	-15.6%	382	-18.5%	27	17.6

Term	FTEF	FTES	FTES Percent Change	Load	Load Percent Change	Sections	Census Enroll / Section
Fall 2017	1.02	17.40		512		5	21.6
Fall 2018	.75	16.09	-7.5%	646	26.3%	4	25.8
Fall 2019	1.63	26.56	65.1%	489	-24.4%	7	25.1
Fall 2020	1.83	27.54	3.7%	451	-7.7%	8	28.0
Fall 2021	1.57	18.66	-32.2%	357	-20.8%	10	14.3
Spring 2018	.75	20.04		805		5	23.2
Spring 2019	.75	19.04	-5.0%	765	-5.0%	5	23.4
Spring 2020	1.69	25.66	34.8%	455	-40.6%	8	23.0
Spring 2021	2.24	34.83	35.7%	466	2.6%	10	22.6
Spring 2022	2.39	32.79	-5.9%	411	-11.9%	13	18.8
Summer 2017	.34	5.67		505		2	21.5
Summer 2018	.20	4.22	-25.6%	633	25.2%	1	41.0
Summer 2019	.34	4.26	1.0%	380	-40.0%	2	14.5
Summer 2020	.54	9.71	128.0%	543	43.0%	3	29.0
Summer 2021	.81	9.36	-3.7%	346	-36.2%	4	21.5