

DEFINITIONS

Reporting Period	Academic Year(s): 2017-20218 to 2021-2022
Duplicated Headcount (Enrollments)	Counts each student once for every course in which they enroll.
Unduplicated Headcount	Counts each student once and only once, regardless of the number of courses in which they enroll.
Course Success	Grades starting with 'A', 'B', 'C', and 'P' are considered successful – all other letter grades represent unsuccessful outcomes. The success rate is calculated based on the following formula: $\text{Success Rate} = \frac{\text{Number of registrations with grades A, B, C, or P}}{\text{Number of registrations with a non-blank grade}}$ Note that the denominator includes withdrawals, i.e. grades of W.
Course Retention	The percentage of enrollments that earned any letter grade other than W.
Course Withdrawal	The percentage of enrollments that earned a W letter grade.
Data Suppression	The success rates and withdrawal rates for demographic sub-populations of students fewer than 10 are suppressed. These cells are masked with an asterisk (*).
Subpopulations Less Than 1%	For the following sections, if the percent size of a subpopulation is greater than zero but less than 1% then it is shown as "<1%": GENDER & ETHNICITY, AGE & GOAL.
Goals	Goals are grouped as follows: 4 yr stu take class for 4 yr col: Includes the educational goal "4-year students take class for 4-year college" College Preparation: Includes the educational goals "Complete Credits for HS Diplom" and "Improve Basic Skills" CTE Certif/Career Development: Includes the educational goals "Acquire Job Skills/ New Career", "Earn 2 year Certificate without Transfer", "Maintain Certificate/License", "Update Job Skills/ Job Advance", and "Earn Vocational Certificate without Transfer" Degree/Transfer: Includes the educational goals "Earn AA/AS & Transfer to 4 year institution", "Earn AA/AS w/out Transfer", and "Transfer to 4 year institution without AA/AS" Exploratory: Includes all other goals not listed above.
Full-Time Equivalent Faculty (FTEF)	Total faculty workload divided by 15. Excludes faculty workload assigned to sections that were cancelled.
Full-Time Equivalent Students (FTES)	1 FTES = 525 contact hours. Cancelled sections and audit enrollments are excluded from this figure.
Load	Weekly Student Contact Hours (WSCH) ÷ FTEF. Cancelled sections and audit enrollments are excluded from this figure.
Fall Unit Load	Based on the unit enrollment districtwide.
Modality	Hybrid = Section designator begins with H and/or has an HYBR attribute Online - Synchronous = Online sections that have an attribute code of SYNC or CVSY. Online - Aynchronous = Online sections that do not have an attribute code of SYNC or CVSY. Face to Face = All others.
Departments	This report includes ONLY the following department(s): BCM..
Courses	This report includes ALL courses.

SKYLINE COLLEGE STUDENT CHARACTERISTICS

Department(s): BCM.

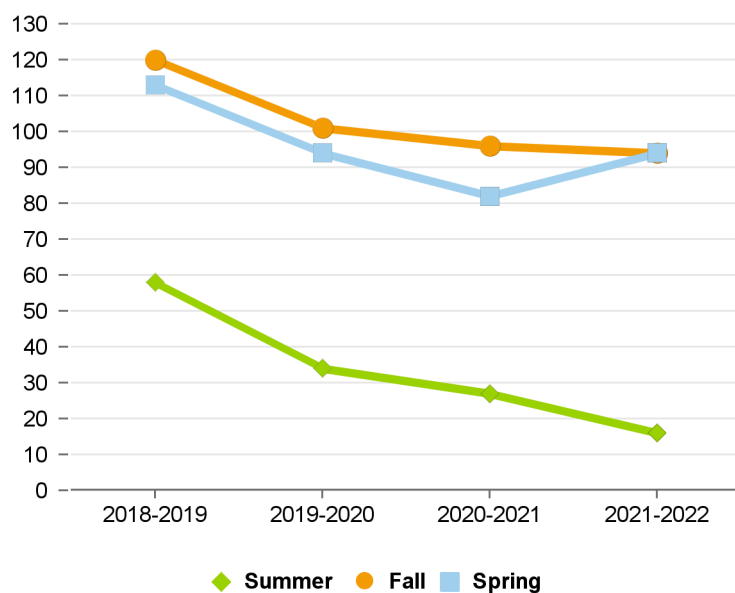
Unduplicated Headcount by Term

	2018-2019	2019-2020	2020-2021	2021-2022
Summer	58	34	27	16
Fall	120	101	96	94
Spring	113	94	82	94
Total	267	213	190	194

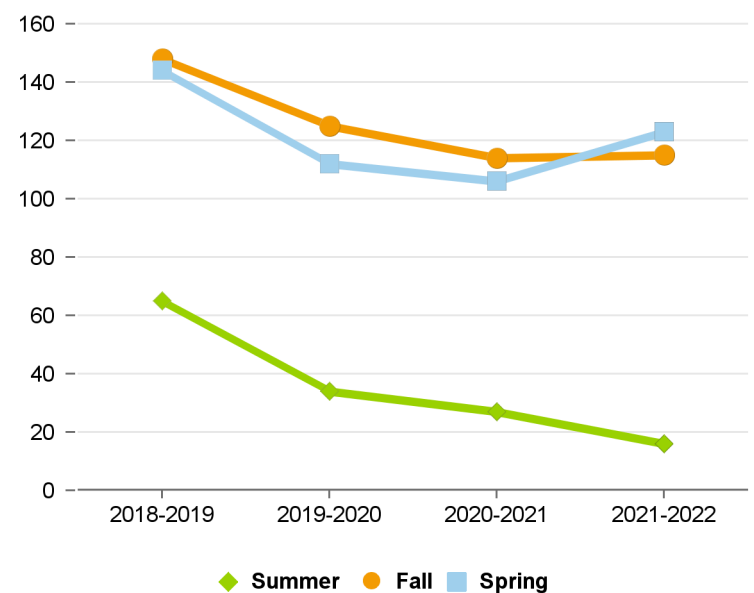
Enrollments by Term

	2018-2019	2019-2020	2020-2021	2021-2022
Summer	65	34	27	16
Fall	148	125	114	115
Spring	144	112	106	123
Total	357	271	247	254

Unduplicated Headcount by Term



Enrollments by Term



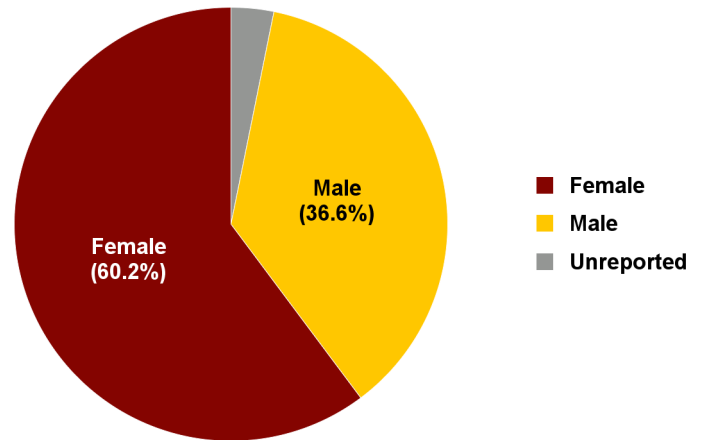
SKYLINE COLLEGE STUDENT CHARACTERISTICS

Department(s): BCM.



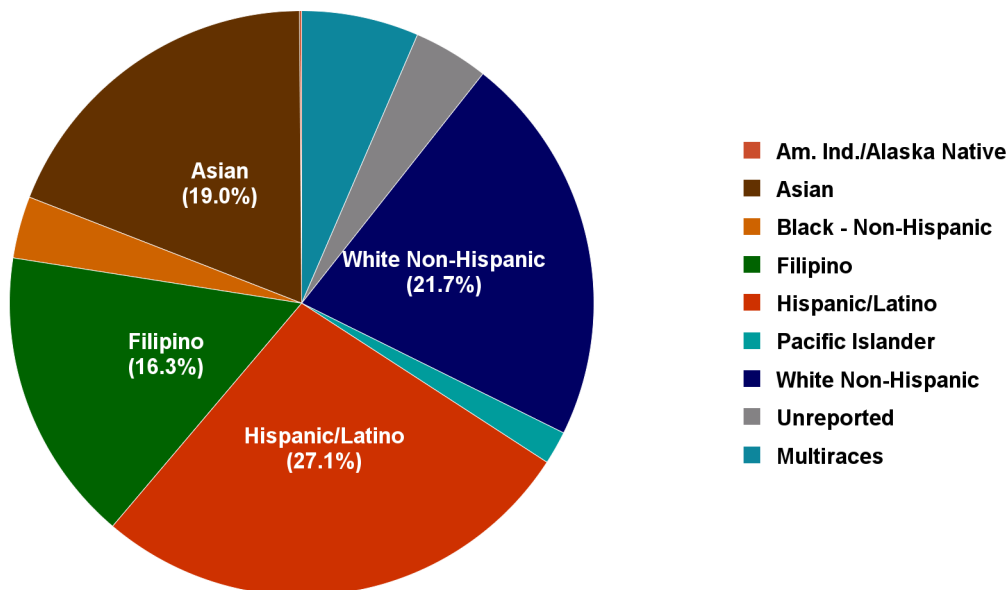
Unduplicated Headcount by Gender

	Female	Male	Unreported
2018-2019	61.4%	35.6%	3.0%
2019-2020	58.2%	39.0%	2.8%
2020-2021	65.3%	32.1%	2.6%
2021-2022	54.6%	41.8%	3.6%
Total	492	299	26
Total %	60.2%	36.6%	3.2%



Unduplicated Headcount by Ethnicity

	2018-2019	2019-2020	2020-2021	2021-2022	Total	Total %
Am. Ind./Alaska Native		<1%			1	<1%
Asian	19.9%	19.2%	21.1%	16.5%	155	19.0%
Black - Non-Hispanic	2.2%	4.2%	4.7%	2.1%	28	3.4%
Filipino	19.1%	13.1%	16.8%	18.0%	133	16.3%
Hispanic/Latino	29.2%	28.6%	29.5%	20.6%	221	27.1%
Pacific Islander	1.1%	2.3%	3.2%	1.0%	15	1.8%
White Non-Hispanic	18.0%	20.7%	15.8%	32.0%	177	21.7%
Unreported	3.4%	3.8%	4.2%	4.6%	34	4.2%
Multiraces	7.1%	7.5%	4.7%	5.2%	53	6.5%
Total	267	213	190	194	817	100.0%



Unduplicated Headcount by Age

	2018-2019	2019-2020	2020-2021	2021-2022	Total	Total %
Age Under 18	7.5%	2.8%	4.2%	4.1%	42	5.1%
Age 18 - 22	28.1%	32.4%	28.4%	26.3%	239	29.3%
Age 23 - 28	24.3%	24.9%	18.4%	17.5%	173	21.2%
Age 29 - 39	21.0%	20.2%	29.5%	34.5%	213	26.1%
Age 40 - 49	12.4%	11.7%	10.5%	10.3%	97	11.9%
Age 50 - 59	5.6%	7.0%	7.4%	5.2%	50	6.1%
Age 60 +	1.1%	<1%	1.6%	2.1%	11	1.3%
Total	267	213	190	194	817	100.0%

Unduplicated Headcount by Goal

	2018-2019	2019-2020	2020-2021	2021-2022	Total	Total %
4yr stu take class for 4yr col	4.9%	2.3%	3.7%	2.6%	29	3.5%
College Preparation	4.1%	2.3%	3.2%	3.6%	27	3.3%
CTE Certif/Career Development	22.8%	22.5%	21.6%	26.3%	188	23.0%
Degree/Transfer	56.6%	61.5%	63.7%	55.2%	481	58.9%
Exploratory	11.6%	11.3%	7.9%	12.4%	92	11.3%
Total	267	213	190	194	817	100.0%

Unduplicated Headcount by Fall Unit Load

	FALL 2018		FALL 2019		FALL 2020		FALL 2021	
Full Time (12+ Units)	38	31.7%	33	32.7%	40	41.7%	23	24.5%
Part Time (Less Than 12 Units)	82	68.3%	68	67.3%	56	58.3%	71	75.5%
Total	120		101		96		94	

Annual Course Success and Retention

	Enrollments	Success Count	Success Rate	Retention Rate	Withdrawal Rate
2018-2019	357	242	67.8%	88.0%	12.0%
2019-2020	271	197	72.7%	87.8%	12.2%
2020-2021	247	178	72.1%	98.4%	1.6%
2021-2022	254	124	48.8%	89.4%	10.6%
Total	1,129	741	65.6%	90.5%	9.5%

Term Course Success and Retention

	Enrollments	Success Count	Success Rate	Retention Rate	Withdrawal Rate
Summer 2018	65	42	64.6%	69.2%	30.8%
Fall 2018	148	97	65.5%	94.6%	5.4%
Spring 2019	144	103	71.5%	89.6%	10.4%
Summer 2019	34	28	82.4%	88.2%	11.8%
Fall 2019	125	88	70.4%	87.2%	12.8%
Spring 2020	112	81	72.3%	88.4%	11.6%
Summer 2020	27	24	88.9%	100.0%	0.0%
Fall 2020	114	77	67.5%	97.4%	2.6%
Spring 2021	106	77	72.6%	99.1%	0.9%
Summer 2021	16	10	62.5%	93.8%	6.3%
Fall 2021	115	46	40.0%	98.3%	1.7%
Spring 2022	123	68	55.3%	80.5%	19.5%
Total	1,129	741	65.6%	90.5%	9.5%

SKYLINE COLLEGE STUDENT OUTCOMES

Department(s): BCM.



		SU18	FA18	SP19	SU19	FA19	SP20	SU20	FA20	SP21	SU21	FA21	SP22	All Terms
Am. Ind./ Alaska Native	Enrollment				1									1
	Withdrawal				*									*
	Success				*									*
Asian	Enrollment	18	31	22	8	21	18	3	30	26	4	9	28	218
	Withdrawal	17%	6%	5%	*	10%	11%	*	0%	0%	*	*	21%	8%
	Success	83%	65%	77%	*	81%	89%	*	77%	81%	*	*	57%	76%
Black - Non-Hispanic	Enrollment	2	4			7	4	2	6	3	1	1	3	33
	Withdrawal	*	*			*	*	*	*	*	*	*	*	12%
	Success	*	*			*	*	*	*	*	*	*	*	58%
Filipino	Enrollment	12	32	22	4	14	15	3	20	18	4	14	22	180
	Withdrawal	42%	3%	14%	*	14%	0%	*	5%	6%	*	0%	18%	10%
	Success	58%	56%	50%	*	64%	93%	*	90%	67%	*	57%	55%	66%
Hispanic/ Latino	Enrollment	15	35	50	6	31	39	7	32	32	3	24	23	297
	Withdrawal	40%	6%	10%	*	13%	13%	*	6%	0%	*	4%	13%	9%
	Success	60%	63%	74%	*	68%	64%	*	44%	78%	*	50%	43%	63%
Pacific Islander	Enrollment	1	3			5	2		4	3		1	1	20
	Withdrawal	*	*			*	*		*	*		*	*	10%
	Success	*	*			*	*		*	*		*	*	55%
White Non-Hispanic	Enrollment	7	32	34	10	33	23	8	18	11	2	51	30	259
	Withdrawal	*	6%	9%	20%	12%	17%	*	0%	0%	*	0%	17%	8%
	Success	*	84%	85%	60%	76%	74%	*	78%	64%	*	24%	70%	66%
Unreported	Enrollment	3	3	5	1	4	3	2	1	7	1	9	9	48
	Withdrawal	*	*	*	*	*	*	*	*	*	*	*	*	17%
	Success	*	*	*	*	*	*	*	*	*	*	*	*	44%
Multiraces	Enrollment	7	8	11	4	10	8	2	3	6	1	6	7	73
	Withdrawal	*	*	*	*	*	*	*	*	*	*	*	*	10%
	Success	*	*	*	*	*	*	*	*	*	*	*	*	64%
ALL	Enrollment	65	148	144	34	125	112	27	114	106	16	115	123	1,129
	Withdrawal	31%	5%	10%	12%	13%	12%	0%	3%	1%	6%	2%	20%	9%
	Success	65%	66%	72%	82%	70%	72%	89%	68%	73%	63%	40%	55%	66%

SKYLINE COLLEGE STUDENT OUTCOMES

Department(s): BCM.



		SU18	FA18	SP19	SU19	FA19	SP20	SU20	FA20	SP21	SU21	FA21	SP22	All Terms
Female	Enrollment	47	93	75	25	75	57	20	74	66	10	60	73	675
	Withdrawal	34%	8%	8%	12%	11%	18%	0%	3%	0%	0%	3%	18%	10%
	Success	62%	63%	77%	84%	73%	65%	90%	66%	71%	70%	52%	59%	67%
Male	Enrollment	16	51	66	9	45	53	6	38	36	5	50	44	419
	Withdrawal	25%	2%	12%	*	16%	6%	*	3%	3%	*	0%	20%	9%
	Success	69%	69%	65%	*	67%	79%	*	74%	75%	*	24%	50%	63%
Unreported	Enrollment	2	4	3		5	2	1	2	4	1	5	6	35
	Withdrawal	*	*	*		*	*	*	*	*	*	*	*	11%
	Success	*	*	*		*	*	*	*	*	*	*	*	66%
ALL	Enrollment	65	148	144	34	125	112	27	114	106	16	115	123	1,129
	Withdrawal	31%	5%	10%	12%	13%	12%	0%	3%	1%	6%	2%	20%	9%
	Success	65%	66%	72%	82%	70%	72%	89%	68%	73%	63%	40%	55%	66%

SKYLINE COLLEGE STUDENT OUTCOMES

Department(s): BCM.



Am. Ind./Alaska Native		SU19	All Terms
Female	Enrollment	1	1
	Withdrawal	*	*
	Success	*	*
Am. Ind./Alaska Native Total	Enrollment	1	1
	Withdrawal	-100%	100%
	Success	-100%	0%

Asian		SU18	FA18	SP19	SU19	FA19	SP20	SU20	FA20	SP21	SU21	FA21	SP22	All Terms
Female	Enrollment	13	17	13	6	16	9	2	20	16	3	6	18	139
	Withdrawal	15%	12%	0%	*	6%	*	*	0%	0%	*	*	22%	9%
	Success	85%	59%	77%	*	81%	*	*	80%	81%	*	*	61%	76%
Male	Enrollment	5	14	9	2	5	9	1	9	10	1	3	9	77
	Withdrawal	*	0%	*	*	*	*	*	*	*	*	*	*	5%
	Success	*	71%	*	*	*	*	*	*	*	*	*	*	78%
Unreported	Enrollment								1				1	2
	Withdrawal								*				*	*
	Success								*				*	*
Asian Total	Enrollment	18	31	22	8	21	18	3	30	26	4	9	28	218
	Withdrawal	17%	6%	5%	-100%	10%	11%	-100%	0%	0%	-100%	-100%	21%	8%
	Success	83%	65%	77%	-100%	81%	89%	-100%	77%	81%	-100%	-100%	57%	76%

Black - Non-Hispanic		SU18	FA18	FA19	SP20	SU20	FA20	SP21	SU21	FA21	SP22	All Terms
Female	Enrollment	2	3	5	1	2	5	1	1	1	3	24
	Withdrawal	*	*	*	*	*	*	*	*	*	*	17%
	Success	*	*	*	*	*	*	*	*	*	*	54%
Male	Enrollment		1	1	2		1	2				7
	Withdrawal		*	*	*		*	*				*
	Success		*	*	*		*	*				*

SKYLINE COLLEGE STUDENT OUTCOMES

Department(s): BCM.



Unreported	Enrollment			1	1								2
	Withdrawal			*	*								*
	Success			*	*								*
Black - Non-Hispanic Total	Enrollment	2	4	7	4	2	6	3	1	1	3		33
	Withdrawal	-100%	-100%	-100%	-100%	-100%	-100%	-100%	-100%	-100%	-100%	-100%	12%
	Success	-100%	-100%	-100%	-100%	-100%	-100%	-100%	-100%	-100%	-100%	-100%	58%

Filipino		SU18	FA18	SP19	SU19	FA19	SP20	SU20	FA20	SP21	SU21	FA21	SP22	All Terms
Female	Enrollment	10	20	8	4	10	5	2	8	13	2	4	11	97
	Withdrawal	*	5%	*	*	*	*	*	*	0%	*	*	*	10%
	Success	*	50%	*	*	*	*	*	*	62%	*	*	*	66%
Male	Enrollment	2	10	13		4	10	1	12	5	2	10	10	79
	Withdrawal	*	*	*		*	*	*	0%	*	*	*	*	10%
	Success	*	*	*		*	*	*	92%	*	*	*	*	66%
Unreported	Enrollment		2	1									1	4
	Withdrawal		*	*									*	*
	Success		*	*									*	*
Filipino Total	Enrollment	12	32	22	4	14	15	3	20	18	4	14	22	180
	Withdrawal	42%	3%	14%	-100%	14%	0%	-100%	5%	6%	-100%	0%	18%	10%
	Success	58%	56%	50%	-100%	64%	93%	-100%	90%	67%	-100%	57%	55%	66%

Hispanic/Latino		SU18	FA18	SP19	SU19	FA19	SP20	SU20	FA20	SP21	SU21	FA21	SP22	All Terms
Female	Enrollment	11	20	32	6	17	24	4	24	19	2	23	15	197
	Withdrawal	36%	5%	6%	*	6%	17%	*	4%	0%	*	4%	7%	8%
	Success	64%	65%	88%	*	76%	58%	*	50%	79%	*	52%	47%	66%
Male	Enrollment	4	15	18		13	14	3	8	12	1	1	8	97
	Withdrawal	*	7%	17%		23%	7%	*	*	*	*	*	*	13%
	Success	*	60%	50%		54%	71%	*	*	*	*	*	*	56%
Unreported	Enrollment					1	1			1				3
	Withdrawal					*	*			*				*
	Success					*	*			*				*

SKYLINE COLLEGE STUDENT OUTCOMES

Department(s): BCM.



Hispanic/ Latino Total	Enrollment	15	35	50	6	31	39	7	32	32	3	24	23	297
	Withdrawal	40%	6%	10%	-100%	13%	13%	-100%	6%	0%	-100%	4%	13%	9%
	Success	60%	63%	74%	-100%	68%	64%	-100%	44%	78%	-100%	50%	43%	63%

Pacific Islander		SU18	FA18	FA19	SP20	FA20	SP21	FA21	SP22	All Terms
Female	Enrollment	1	1	3	1	4	3		1	14
	Withdrawal	*	*	*	*	*	*		*	14%
	Success	*	*	*	*	*	*		*	43%
Male	Enrollment		2	1	1			1		5
	Withdrawal		*	*	*			*		*
	Success		*	*	*			*		*
Unreported	Enrollment			1						1
	Withdrawal			*						*
	Success			*						*
Pacific Islander Total	Enrollment	1	3	5	2	4	3	1	1	20
	Withdrawal	-100%	-100%	-100%	-100%	-100%	-100%	-100%	-100%	10%
	Success	-100%	-100%	-100%	-100%	-100%	-100%	-100%	-100%	55%

White Non-Hispanic		SU18	FA18	SP19	SU19	FA19	SP20	SU20	FA20	SP21	SU21	FA21	SP22	All Terms
Female	Enrollment	5	23	11	7	18	12	7	10	6	2	20	17	138
	Withdrawal	*	9%	*	*	11%	*	*	*	*	*	0%	18%	9%
	Success	*	83%	*	*	72%	*	*	*	*	*	45%	71%	71%
Male	Enrollment	2	8	23	3	13	11	1	8	4		31	11	115
	Withdrawal	*	*	9%	*	*	*	*	*	*		0%	*	6%
	Success	*	*	83%	*	*	*	*	*	*		10%	*	61%
Unreported	Enrollment		1			2				1			2	6
	Withdrawal		*			*				*			*	*
	Success		*			*				*			*	*
White Non-Hispanic Total	Enrollment	7	32	34	10	33	23	8	18	11	2	51	30	259
	Withdrawal	-100%	6%	9%	20%	12%	17%	-100%	0%	0%	-100%	0%	17%	8%
	Success	-100%	84%	85%	60%	76%	74%	-100%	78%	64%	-100%	24%	70%	66%

SKYLINE COLLEGE STUDENT OUTCOMES

Department(s): BCM.



MODALITY		SU18	FA18	SP19	SU19	FA19	SP20	SU20	FA20	SP21	SU21	FA21	SP22	All Terms
FACE TO FACE	Enrollment				1									1
	Withdrawal				*									*
	Success				*									*
HYBRID	Enrollment			32										32
	Withdrawal			16%										16%
	Success			84%										84%
ONLINE - ASYNCHRONOUS	Enrollment	65	148	112	33	125	112	27	114	106	16	102	123	1,083
	Withdrawal	31%	5%	9%	12%	13%	12%	0%	3%	1%	6%	0%	20%	9%
	Success	65%	66%	68%	82%	70%	72%	89%	68%	73%	63%	38%	55%	65%
ONLINE - SYNCHRONOUS	Enrollment											13		13
	Withdrawal											15%		15%
	Success											54%		54%
ALL	Enrollment	65	148	144	34	125	112	27	114	106	16	115	123	1,129
	Withdrawal	31%	5%	10%	12%	13%	12%	0%	3%	1%	6%	2%	20%	9%
	Success	65%	66%	72%	82%	70%	72%	89%	68%	73%	63%	40%	55%	66%

MEETING TIME (FACE TO FACE AND HYBRID ONLY)		SP19	SU19	All Terms
Unknown	Enrollment	32	1	33
	Withdrawal	16%	*	15%
	Success	84%	*	85%
ALL	Enrollment	32	1	33
	Withdrawal	16%	-100%	15%
	Success	84%	-100%	85%

SKYLINE COLLEGE STUDENT OUTCOMES

Department(s): BCM.



		SU18	FA18	SP19	SU19	FA19	SP20	SU20	FA20	SP21	SU21	FA21	SP22	All Terms
Low Income:	Enrollment	36	72	68	16	51	59	17	62	59	8	47	58	553
	Withdrawal	22%	0%	10%	13%	14%	12%	0%	5%	2%	*	2%	10%	8%
	Success	78%	67%	72%	81%	67%	71%	100%	76%	76%	*	66%	69%	72%
Low Income: Yes	Enrollment	29	76	76	18	74	53	10	52	47	8	68	65	576
	Withdrawal	41%	11%	11%	11%	12%	11%	0%	0%	0%	*	1%	28%	11%
	Success	48%	64%	71%	83%	73%	74%	70%	58%	68%	*	22%	43%	59%
ALL	Enrollment	65	148	144	34	125	112	27	114	106	16	115	123	1,129
	Withdrawal	31%	5%	10%	12%	13%	12%	0%	3%	1%	6%	2%	20%	9%
	Success	65%	66%	72%	82%	70%	72%	89%	68%	73%	63%	40%	55%	66%

SKYLINE COLLEGE STUDENT OUTCOMES

Department(s): BCM.



		SU18	FA18	SP19	SU19	FA19	SP20	SU20	FA20	SP21	SU21	FA21	SP22	All Terms
Age Under 18	Enrollment	11	3	10	1	3	2	1	6	4		3	6	50
	Withdrawal	*	*	*	*	*	*	*	*	*		*	*	6%
	Success	*	*	*	*	*	*	*	*	*		*	*	84%
Age 18 - 22	Enrollment	19	33	48	7	40	37	10	25	25	3	22	35	304
	Withdrawal	21%	0%	10%	*	10%	16%	0%	4%	4%	*	0%	17%	9%
	Success	68%	73%	73%	*	78%	73%	100%	64%	72%	*	64%	54%	71%
Age 23 - 28	Enrollment	14	42	32	10	31	28	2	26	20	3	22	18	248
	Withdrawal	36%	2%	13%	10%	13%	11%	*	0%	0%	*	5%	17%	9%
	Success	64%	67%	53%	80%	71%	61%	*	81%	50%	*	18%	50%	60%
Age 29 - 39	Enrollment	10	32	27	7	21	27	7	37	38	6	46	31	289
	Withdrawal	*	3%	11%	*	19%	11%	*	3%	0%	*	2%	23%	9%
	Success	*	66%	67%	*	57%	67%	*	59%	87%	*	20%	55%	58%
Age 40 - 49	Enrollment	6	28	18	6	21	9	1	9	12	3	13	19	145
	Withdrawal	*	14%	11%	*	14%	*	*	*	0%	*	*	26%	13%
	Success	*	57%	83%	*	71%	*	*	*	67%	*	*	53%	70%
Age 50 - 59	Enrollment	3	9	9	3	8	7	5	8	7	1	8	10	78
	Withdrawal	*	*	*	*	*	*	*	*	*	*	*	*	8%
	Success	*	*	*	*	*	*	*	*	*	*	*	*	71%
Age 60 +	Enrollment	2	1			1	2	1	3			1	4	15
	Withdrawal	*	*			*	*	*	*			*	*	27%
	Success	*	*			*	*	*	*			*	*	60%
ALL	Enrollment	65	148	144	34	125	112	27	114	106	16	115	123	1,129
	Withdrawal	31%	5%	10%	12%	13%	12%	0%	3%	1%	6%	2%	20%	9%
	Success	65%	66%	72%	82%	70%	72%	89%	68%	73%	63%	40%	55%	66%

SKYLINE COLLEGE STUDENT OUTCOMES

Department(s): BCM.



		SU18	FA18	SP19	SU19	FA19	SP20	SU20	FA20	SP21	SU21	FA21	SP22	All Terms
4yr stu take class for 4yr col	Enrollment	10	1	4		4	2	4	1	2	1		5	34
	Withdrawal	*	*	*		*	*	*	*	*	*		*	6%
	Success	*	*	*		*	*	*	*	*	*		*	82%
College Preparation	Enrollment	2	6	5	1	1	4		6	2		3	6	36
	Withdrawal	*	*	*	*	*	*		*	*		*	*	11%
	Success	*	*	*	*	*	*		*	*		*	*	61%
CTE Certif/ Career Development	Enrollment	12	42	38	7	42	23	7	30	20	7	43	21	292
	Withdrawal	33%	0%	8%	*	10%	9%	*	3%	0%	*	2%	33%	8%
	Success	67%	64%	79%	*	79%	83%	*	73%	80%	*	7%	52%	63%
Degree/Transfer	Enrollment	29	83	87	21	70	67	12	68	73	8	61	72	651
	Withdrawal	38%	6%	9%	10%	16%	12%	0%	3%	1%	*	2%	21%	10%
	Success	55%	70%	69%	90%	67%	73%	100%	63%	71%	*	69%	50%	67%
Exploratory	Enrollment	12	16	10	5	8	16	4	9	9		8	19	116
	Withdrawal	33%	0%	*	*	*	13%	*	*	*		*	11%	12%
	Success	67%	63%	*	*	*	63%	*	*	*		*	53%	60%
ALL	Enrollment	65	148	144	34	125	112	27	114	106	16	115	123	1,129
	Withdrawal	31%	5%	10%	12%	13%	12%	0%	3%	1%	6%	2%	20%	9%
	Success	65%	66%	72%	82%	70%	72%	89%	68%	73%	63%	40%	55%	66%

SKYLINE COLLEGE STUDENT OUTCOMES

Department(s): BCM.



		SU18	FA18	SP19	SU19	FA19	SP20	SU20	FA20	SP21	SU21	FA21	SP22	All Terms
Full Time (12+ Units at SMCCCD)	Enrollment	1	44	53		42	43		49	39		33	48	352
	Withdrawal	*	5%	9%		14%	7%		2%	0%		0%	17%	7%
	Success	*	80%	72%		74%	72%		69%	72%		52%	56%	68%
Part Time (< 12 Units at SMCCCD)	Enrollment	64	104	91	34	83	69	27	65	67	16	82	75	777
	Withdrawal	30%	6%	11%	12%	12%	14%	0%	3%	1%	6%	2%	21%	10%
	Success	66%	60%	71%	82%	69%	72%	89%	66%	73%	63%	35%	55%	64%
ALL	Enrollment	65	148	144	34	125	112	27	114	106	16	115	123	1,129
	Withdrawal	31%	5%	10%	12%	13%	12%	0%	3%	1%	6%	2%	20%	9%
	Success	65%	66%	72%	82%	70%	72%	89%	68%	73%	63%	40%	55%	66%

SKYLINE COLLEGE PRODUCTIVITY

Department(s): BCM.

Year	FTEF	FTES	FTES Percent Change	Load	Load Percent Change	Sections	Census Enroll / Section
2018-2019	1.07	19.23		541		10	36.9
2019-2020	1.17	14.30	-25.7%	368	-32.0%	10	27.1
2020-2021	1.27	13.97	-2.3%	331	-10.0%	10	24.6
2021-2022	1.40	15.90	13.8%	341	3.0%	11	23.1

Term	FTEF	FTES	FTES Percent Change	Load	Load Percent Change	Sections	Census Enroll / Section
Fall 2018	.43	8.37		579		4	39.0
Fall 2019	.60	7.40	-11.6%	370	-36.1%	4	31.3
Fall 2020	.57	5.70	-23.0%	302	-18.4%	5	22.6
Fall 2021	.50	7.65	34.2%	459	52.1%	4	28.8
Spring 2019	.43	7.67		531		4	36.5
Spring 2020	.50	5.78	-24.6%	347	-34.6%	4	28.0
Spring 2021	.50	5.57	-3.7%	334	-3.7%	4	26.5
Spring 2022	.70	6.65	19.5%	285	-14.7%	6	20.5
Summer 2018	.20	3.20		480		2	33.5
Summer 2019	.07	1.12	-65.1%	503	4.7%	2	17.0
Summer 2020	.20	2.70	141.8%	405	-19.4%	1	27.0
Summer 2021	.20	1.60	-40.7%	240	-40.7%	1	16.0