

# DEFINITIONS

<b>Reporting Period</b>	Academic Year(s): 2017-2018 to 2021-2022
<b>Duplicated Headcount (Enrollments)</b>	Counts each student once for every course in which they enroll.
<b>Unduplicated Headcount</b>	Counts each student once and only once, regardless of the number of courses in which they enroll.
<b>Course Success</b>	Grades starting with 'A', 'B', 'C', and 'P' are considered successful – all other letter grades represent unsuccessful outcomes. The success rate is calculated based on the following formula: $\text{Success Rate} = \frac{\text{Number of registrations with grades A, B, C, or P}}{\text{Number of registrations with a non-blank grade}}$ Note that the denominator includes withdrawals, i.e. grades of W.
<b>Course Retention</b>	The percentage of enrollments that earned any letter grade other than W.
<b>Course Withdrawal</b>	The percentage of enrollments that earned a W letter grade.
<b>Data Suppression</b>	The success rates and withdrawal rates for demographic sub-populations of students fewer than 10 are suppressed. These cells are masked with an asterisk (*).
<b>Subpopulations Less Than 1%</b>	For the following sections, if the percent size of a subpopulation is greater than zero but less than 1% then it is shown as "<1%": GENDER & ETHNICITY, AGE & GOAL.
<b>Goals</b>	Goals are grouped as follows:  4 yr stu take class for 4 yr col: Includes the educational goal "4-year students take class for 4-year college"  College Preparation: Includes the educational goals "Complete Credits for HS Diplom" and "Improve Basic Skills"  CTE Certif/Career Development: Includes the educational goals "Acquire Job Skills/ New Career", "Earn 2 year Certificate without Transfer", "Maintain Certificate/License", "Update Job Skills/ Job Advance", and "Earn Vocational Certificate without Transfer"  Degree/Transfer: Includes the educational goals "Earn AA/AS & Transfer to 4 year institution", "Earn AA/AS w/out Transfer", and "Transfer to 4 year institution without AA/AS"  Exploratory: Includes all other goals not listed above.
<b>Full-Time Equivalent Faculty (FTEF)</b>	Total faculty workload divided by 15. Excludes faculty workload assigned to sections that were cancelled.
<b>Full-Time Equivalent Students (FTES)</b>	1 FTES = 525 contact hours. Cancelled sections and audit enrollments are excluded from this figure.
<b>Load</b>	Weekly Student Contact Hours (WSCH) ÷ FTEF. Cancelled sections and audit enrollments are excluded from this figure.
<b>Fall Unit Load</b>	Based on the unit enrollment districtwide.
<b>Modality</b>	Hybrid = Section designator begins with H and/or has an HYBR attribute  Online - Synchronous = Online sections that have an attribute code of SYNC or CVSY.  Online - Aynchronous = Online sections that do not have an attribute code of SYNC or CVSY.  Face to Face = All others.
<b>Departments</b>	This report includes ONLY the following department(s): ASTR, PHYS.
<b>Courses</b>	This report includes ALL courses.

# SKYLINE COLLEGE STUDENT CHARACTERISTICS

## Department(s): ASTR, PHYS

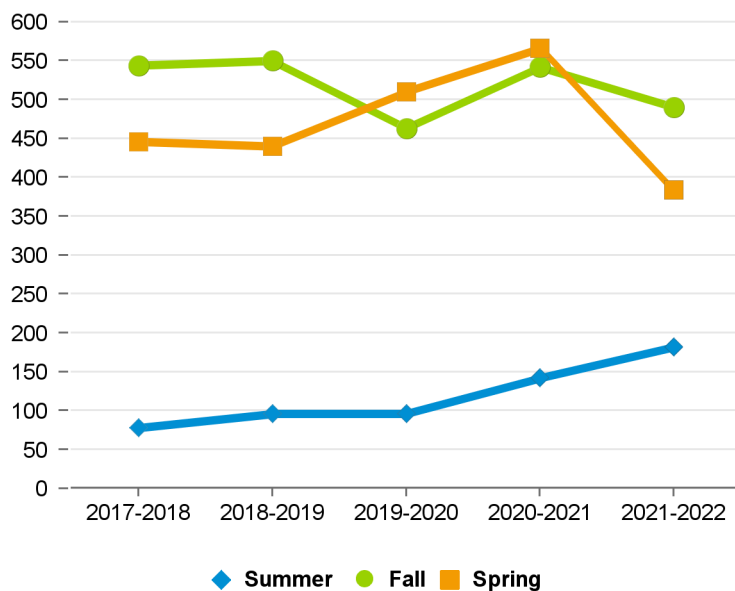
### Unduplicated Headcount by Term

	2017-2018	2018-2019	2019-2020	2020-2021	2021-2022
<b>Summer</b>	78	96	96	142	182
<b>Fall</b>	544	550	463	542	490
<b>Spring</b>	446	440	510	566	384
<b>Total</b>	<b>918</b>	<b>916</b>	<b>902</b>	<b>1,067</b>	<b>916</b>

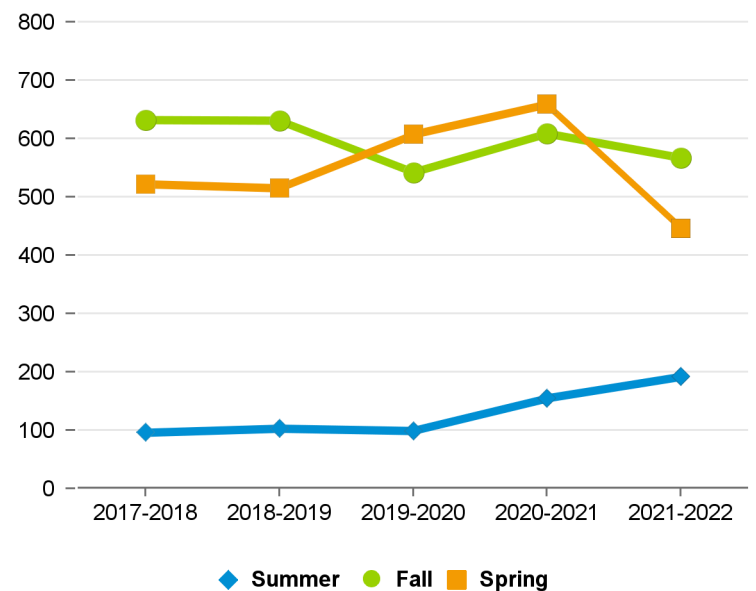
### Enrollments by Term

	2017-2018	2018-2019	2019-2020	2020-2021	2021-2022
<b>Summer</b>	96	103	99	155	192
<b>Fall</b>	632	631	542	609	567
<b>Spring</b>	522	515	607	659	446
<b>Total</b>	<b>1,250</b>	<b>1,249</b>	<b>1,248</b>	<b>1,423</b>	<b>1,205</b>

**Unduplicated Headcount by Term**



**Enrollments by Term**



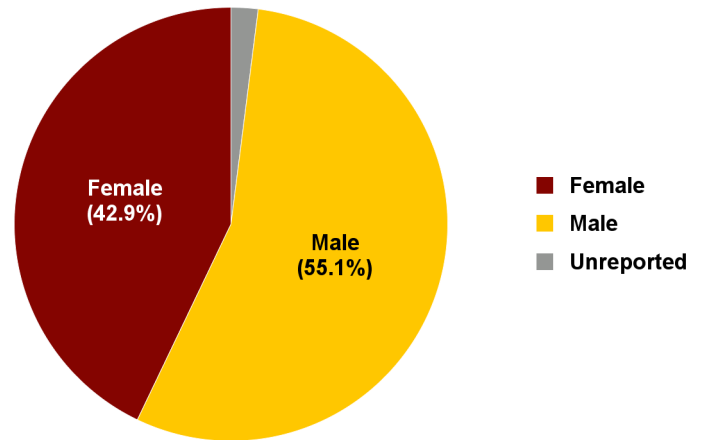
# SKYLINE COLLEGE STUDENT CHARACTERISTICS

Department(s): ASTR, PHYS



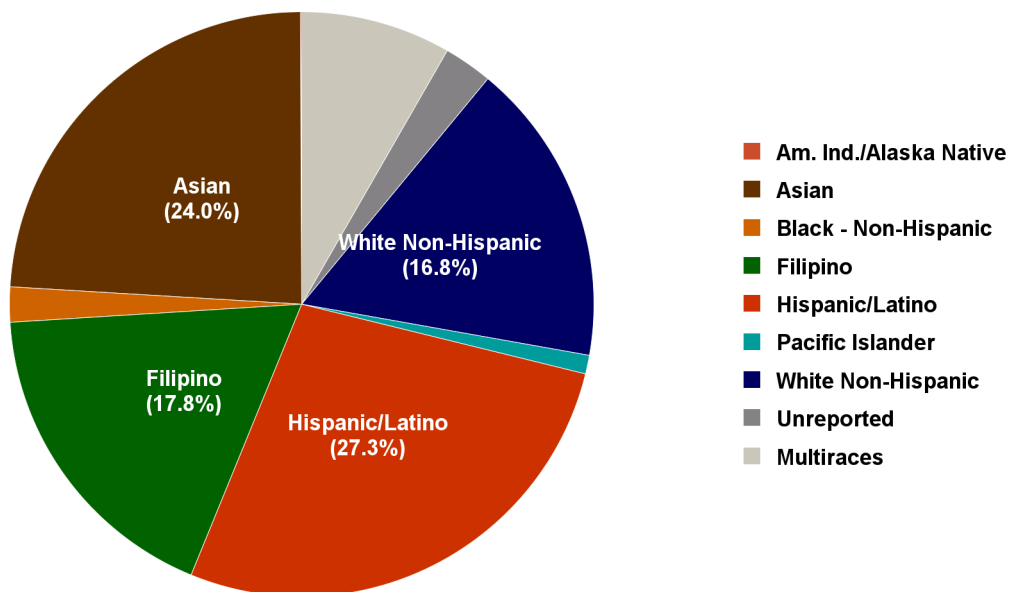
## Unduplicated Headcount by Gender

	Female	Male	Unreported
2017-2018	41.0%	57.0%	2.1%
2018-2019	40.9%	56.9%	2.2%
2019-2020	36.8%	60.6%	2.5%
2020-2021	43.0%	55.2%	1.8%
2021-2022	45.2%	52.7%	2.1%
<b>Total</b>	<b>1,705</b>	<b>2,190</b>	<b>80</b>
<b>Total %</b>	<b>42.9%</b>	<b>55.1%</b>	<b>2.0%</b>



## Unduplicated Headcount by Ethnicity

	2017-2018	2018-2019	2019-2020	2020-2021	2021-2022	Total	Total %
Am. Ind./Alaska Native		<1%		<1%	<1%	3	<1%
Asian	25.7%	25.0%	25.2%	26.5%	22.2%	953	24.0%
Black - Non-Hispanic	2.0%	2.0%	1.8%	1.5%	1.7%	77	1.9%
Filipino	20.8%	20.7%	19.5%	15.1%	16.2%	709	17.8%
Hispanic/Latino	25.3%	28.1%	28.5%	26.1%	26.6%	1,087	27.3%
Pacific Islander	1.1%	<1%	<1%	<1%	1.3%	41	1.0%
White Non-Hispanic	15.0%	15.0%	13.9%	17.8%	19.2%	668	16.8%
Unreported	1.6%	1.3%	2.9%	4.0%	3.8%	107	2.7%
Multiraces	8.5%	7.1%	7.5%	8.2%	8.8%	330	8.3%
<b>Total</b>	<b>918</b>	<b>916</b>	<b>902</b>	<b>1,067</b>	<b>916</b>	<b>3,975</b>	<b>100.0%</b>



**Unduplicated Headcount by Age**

	2017-2018	2018-2019	2019-2020	2020-2021	2021-2022	Total	Total %
Age Under 18	7.7%	5.7%	6.1%	8.2%	10.5%	346	8.7%
Age 18 - 22	66.8%	65.0%	65.4%	66.2%	61.0%	2,615	65.8%
Age 23 - 28	19.1%	20.7%	19.1%	16.2%	17.9%	761	19.1%
Age 29 - 39	5.0%	6.9%	7.5%	7.7%	8.1%	297	7.5%
Age 40 - 49	<1%	1.1%	1.7%	1.3%	1.4%	53	1.3%
Age 50 - 59	<1%	<1%	<1%	<1%	<1%	22	<1%
Age 60 +	<1%		<1%	<1%	<1%	4	<1%
<b>Total</b>	<b>918</b>	<b>916</b>	<b>902</b>	<b>1,067</b>	<b>916</b>	<b>3,975</b>	<b>100.0%</b>

**Unduplicated Headcount by Goal**

	2017-2018	2018-2019	2019-2020	2020-2021	2021-2022	Total	Total %
4yr stu take class for 4yr col	5.2%	4.9%	3.9%	5.8%	5.0%	212	5.3%
College Preparation	1.1%	<1%	1.1%	2.1%	3.6%	75	1.9%
CTE Certif/Career Development	5.3%	4.4%	3.3%	3.5%	4.1%	180	4.5%
Degree/Transfer	78.9%	84.1%	85.4%	82.6%	80.6%	3,212	80.8%
Exploratory	9.5%	6.0%	6.3%	6.1%	6.7%	296	7.4%
<b>Total</b>	<b>918</b>	<b>916</b>	<b>902</b>	<b>1,067</b>	<b>916</b>	<b>3,975</b>	<b>100.0%</b>

**Unduplicated Headcount by Fall Unit Load**

	FALL 2017		FALL 2018		FALL 2019		FALL 2020		FALL 2021	
Full Time (12+ Units)	319	58.6%	368	66.9%	315	68.0%	342	63.1%	307	62.7%
Part Time (Less Than 12 Units)	225	41.4%	182	33.1%	148	32.0%	200	36.9%	183	37.3%
<b>Total</b>	<b>544</b>		<b>550</b>		<b>463</b>		<b>542</b>		<b>490</b>	

**Annual Course Success and Retention**

	<b>Enrollments</b>	<b>Success Count</b>	<b>Success Rate</b>	<b>Retention Rate</b>	<b>Withdrawal Rate</b>
<b>2017-2018</b>	1,250	918	73.4%	87.0%	13.0%
<b>2018-2019</b>	1,249	925	74.1%	86.9%	13.1%
<b>2019-2020</b>	1,248	1,015	81.3%	94.7%	5.3%
<b>2020-2021</b>	1,423	1,166	81.9%	98.5%	1.5%
<b>2021-2022</b>	1,205	1,001	83.1%	95.8%	4.2%
<b>Total</b>	<b>6,375</b>	<b>5,025</b>	<b>78.8%</b>	<b>92.7%</b>	<b>7.3%</b>

**Term Course Success and Retention**

	<b>Enrollments</b>	<b>Success Count</b>	<b>Success Rate</b>	<b>Retention Rate</b>	<b>Withdrawal Rate</b>
<b>Summer 2017</b>	96	83	86.5%	94.8%	5.2%
<b>Fall 2017</b>	632	457	72.3%	85.6%	14.4%
<b>Spring 2018</b>	522	378	72.4%	87.2%	12.8%
<b>Summer 2018</b>	103	94	91.3%	94.2%	5.8%
<b>Fall 2018</b>	631	439	69.6%	85.1%	14.9%
<b>Spring 2019</b>	515	392	76.1%	87.8%	12.2%
<b>Summer 2019</b>	99	93	93.9%	99.0%	1.0%
<b>Fall 2019</b>	542	413	76.2%	91.1%	8.9%
<b>Spring 2020</b>	607	509	83.9%	97.2%	2.8%
<b>Summer 2020</b>	155	137	88.4%	100.0%	0.0%
<b>Fall 2020</b>	609	471	77.3%	97.7%	2.3%
<b>Spring 2021</b>	659	558	84.7%	98.8%	1.2%
<b>Summer 2021</b>	192	168	87.5%	100.0%	0.0%
<b>Fall 2021</b>	567	483	85.2%	98.6%	1.4%
<b>Spring 2022</b>	446	350	78.5%	90.4%	9.6%
<b>Total</b>	<b>6,375</b>	<b>5,025</b>	<b>78.8%</b>	<b>92.7%</b>	<b>7.3%</b>

# SKYLINE COLLEGE STUDENT OUTCOMES

Department(s): ASTR, PHYS



		SU17	FA17	SP18	SU18	FA18	SP19	SU19	FA19	SP20	SU20	FA20	SP21	SU21	FA21	SP22	All Terms
Am. Ind./ Alaska Native	Enrollment						1				2	1			1		5
	Withdrawal						*				*	*			*		*
	Success						*				*	*			*		*
Asian	Enrollment	22	167	135	25	166	118	13	147	172	31	167	199	48	122	101	1,633
	Withdrawal	5%	12%	4%	8%	13%	8%	0%	6%	1%	0%	1%	1%	0%	2%	2%	5%
	Success	82%	77%	84%	88%	75%	86%	100%	84%	93%	94%	87%	87%	92%	87%	89%	85%
Black - Non-Hispanic	Enrollment	1	12	12	1	14	15	6	10	4	4	12	5	5	9	7	117
	Withdrawal	*	25%	25%	*	43%	13%	*	10%	*	*	0%	*	*	*	*	17%
	Success	*	42%	67%	*	29%	60%	*	80%	*	*	58%	*	*	*	*	56%
Filipino	Enrollment	20	138	108	33	125	104	22	100	120	22	99	99	29	92	84	1,195
	Withdrawal	5%	18%	20%	3%	16%	13%	5%	15%	7%	0%	3%	1%	0%	1%	13%	10%
	Success	90%	70%	65%	94%	66%	75%	91%	72%	79%	68%	76%	87%	76%	82%	73%	75%
Hispanic/ Latino	Enrollment	16	159	137	30	172	143	30	152	175	50	147	163	52	145	124	1,695
	Withdrawal	13%	16%	16%	7%	16%	15%	0%	10%	3%	0%	4%	1%	0%	1%	10%	8%
	Success	69%	66%	64%	90%	63%	71%	97%	72%	75%	96%	66%	75%	88%	83%	76%	73%
Pacific Islander	Enrollment		8	5		2	5	1	2	5	4	1	4	3	6	4	50
	Withdrawal		*	*		*	*	*	*	*	*	*	*	*	*	*	8%
	Success		*	*		*	*	*	*	*	*	*	*	*	*	*	68%
White Non-Hispanic	Enrollment	19	93	75	6	102	78	10	82	75	25	103	120	33	118	79	1,018
	Withdrawal	5%	10%	9%	*	10%	14%	0%	7%	1%	0%	2%	2%	0%	3%	10%	6%
	Success	95%	78%	79%	*	80%	79%	90%	76%	89%	96%	86%	91%	88%	88%	80%	84%
Unreported	Enrollment	1	14	7	3	6	8	4	12	18	5	27	25	7	23	12	172
	Withdrawal	*	7%	*	*	*	*	*	8%	0%	*	4%	0%	*	0%	0%	2%
	Success	*	86%	*	*	*	*	*	58%	89%	*	78%	88%	*	91%	100%	86%
Multiraces	Enrollment	17	41	43	5	44	43	13	37	38	12	52	44	15	51	35	490
	Withdrawal	0%	15%	14%	*	18%	14%	0%	3%	3%	0%	0%	2%	0%	0%	14%	7%
	Success	94%	73%	70%	*	73%	72%	85%	76%	87%	83%	65%	89%	93%	90%	77%	79%
ALL	Enrollment	96	632	522	103	631	515	99	542	607	155	609	659	192	567	446	6,375
	Withdrawal	5%	14%	13%	6%	15%	12%	1%	9%	3%	0%	2%	1%	0%	1%	10%	7%
	Success	86%	72%	72%	91%	70%	76%	94%	76%	84%	88%	77%	85%	88%	85%	78%	79%

# SKYLINE COLLEGE STUDENT OUTCOMES

Department(s): ASTR, PHYS



		SU17	FA17	SP18	SU18	FA18	SP19	SU19	FA19	SP20	SU20	FA20	SP21	SU21	FA21	SP22	All Terms
Female	Enrollment	47	249	227	54	265	200	46	187	220	82	249	302	115	235	198	<b>2,676</b>
	Withdrawal	4%	12%	12%	7%	12%	10%	2%	10%	3%	0%	2%	1%	0%	0%	11%	<b>6%</b>
	Success	85%	76%	73%	89%	75%	79%	91%	78%	86%	88%	83%	86%	83%	84%	77%	<b>81%</b>
Male	Enrollment	44	369	289	47	349	307	52	346	369	69	351	348	74	318	242	<b>3,574</b>
	Withdrawal	5%	16%	13%	4%	17%	14%	0%	9%	2%	0%	3%	1%	0%	2%	9%	<b>8%</b>
	Success	89%	70%	72%	94%	65%	75%	96%	75%	83%	88%	74%	84%	93%	86%	79%	<b>77%</b>
Unreported	Enrollment	5	14	6	2	17	8	1	9	18	4	9	9	3	14	6	<b>125</b>
	Withdrawal	*	21%	*	*	18%	*	*	*	6%	*	*	*	*	7%	*	<b>7%</b>
	Success	*	64%	*	*	71%	*	*	*	72%	*	*	*	*	71%	*	<b>76%</b>
ALL	Enrollment	96	632	522	103	631	515	99	542	607	155	609	659	192	567	446	<b>6,375</b>
	Withdrawal	5%	14%	13%	6%	15%	12%	1%	9%	3%	0%	2%	1%	0%	1%	10%	<b>7%</b>
	Success	86%	72%	72%	91%	70%	76%	94%	76%	84%	88%	77%	85%	88%	85%	78%	<b>79%</b>





# SKYLINE COLLEGE STUDENT OUTCOMES

Department(s): ASTR, PHYS



Male	Enrollment		8	6	1	4	9	4	8	2	3	7	1	2	3	3	61
	Withdrawal		*	*	*	*	*	*	*	*	*	*	*	*	*	*	18%
	Success		*	*	*	*	*	*	*	*	*	*	*	*	*	*	56%
Unreported	Enrollment					3											3
	Withdrawal					*											*
	Success					*											*
Black - Non-Hispanic Total	Enrollment	1	12	12	1	14	15	6	10	4	4	12	5	5	9	7	117
	Withdrawal	-100%	25%	25%	-100%	43%	13%	-100%	10%	-100%	-100%	0%	-100%	-100%	-100%	-100%	17%
	Success	-100%	42%	67%	-100%	29%	60%	-100%	80%	-100%	-100%	58%	-100%	-100%	-100%	-100%	56%

Filipino		SU17	FA17	SP18	SU18	FA18	SP19	SU19	FA19	SP20	SU20	FA20	SP21	SU21	FA21	SP22	All Terms
Female	Enrollment	10	54	49	19	57	39	9	33	29	12	39	45	19	33	34	481
	Withdrawal	*	22%	22%	5%	14%	13%	*	21%	3%	0%	3%	0%	0%	0%	15%	11%
	Success	*	65%	63%	89%	72%	72%	*	73%	90%	67%	90%	87%	63%	70%	74%	75%
Male	Enrollment	10	80	59	14	65	64	13	67	89	9	60	54	10	58	49	701
	Withdrawal	*	14%	19%	0%	17%	13%	0%	12%	7%	*	3%	2%	0%	0%	12%	9%
	Success	*	76%	66%	100%	63%	78%	100%	72%	78%	*	67%	87%	100%	90%	71%	76%
Unreported	Enrollment		4			3	1			2	1				1	1	13
	Withdrawal		*			*	*			*	*				*	*	*
	Success		*			*	*			*	*				*	*	*
Filipino Total	Enrollment	20	138	108	33	125	104	22	100	120	22	99	99	29	92	84	1,195
	Withdrawal	5%	18%	20%	3%	16%	13%	5%	15%	7%	0%	3%	1%	0%	1%	13%	10%
	Success	90%	70%	65%	94%	66%	75%	91%	72%	79%	68%	76%	87%	76%	82%	73%	75%

Hispanic/Latino		SU17	FA17	SP18	SU18	FA18	SP19	SU19	FA19	SP20	SU20	FA20	SP21	SU21	FA21	SP22	All Terms
Female	Enrollment	8	62	62	15	105	61	16	51	76	31	70	74	29	70	67	797
	Withdrawal	*	10%	15%	7%	11%	10%	0%	10%	5%	0%	4%	1%	0%	0%	10%	7%
	Success	*	74%	60%	87%	71%	79%	100%	75%	78%	94%	61%	77%	83%	83%	79%	75%
Male	Enrollment	7	96	74	15	65	80	14	99	94	18	76	85	22	70	57	872
	Withdrawal	*	20%	18%	7%	25%	19%	0%	10%	2%	0%	4%	1%	0%	1%	11%	10%
	Success	*	61%	68%	93%	48%	65%	93%	71%	72%	100%	70%	74%	95%	84%	72%	71%

# SKYLINE COLLEGE STUDENT OUTCOMES

Department(s): ASTR, PHYS



Unreported	Enrollment	1	1	1		2	2		2	5	1	1	4	1	5		<b>26</b>
	Withdrawal	*	*	*		*	*		*	*	*	*	*	*	*		<b>4%</b>
	Success	*	*	*		*	*		*	*	*	*	*	*	*		<b>81%</b>
Hispanic/ Latino Total	Enrollment	16	159	137	30	172	143	30	152	175	50	147	163	52	145	124	<b>1,695</b>
	Withdrawal	13%	16%	16%	7%	16%	15%	0%	10%	3%	0%	4%	1%	0%	1%	10%	<b>8%</b>
	Success	69%	66%	64%	90%	63%	71%	97%	72%	75%	96%	66%	75%	88%	83%	76%	<b>73%</b>

Pacific Islander		FA17	SP18	FA18	SP19	SU19	FA19	SP20	SU20	FA20	SP21	SU21	FA21	SP22	All Terms
Female	Enrollment	5	1	1	4	1		4	1	1		2	5	2	<b>27</b>
	Withdrawal	*	*	*	*	*		*	*	*		*	*	*	<b>7%</b>
	Success	*	*	*	*	*		*	*	*		*	*	*	<b>74%</b>
Male	Enrollment	3	4	1	1		2	1	3		4	1	1	2	<b>23</b>
	Withdrawal	*	*	*	*		*	*	*		*	*	*	*	<b>9%</b>
	Success	*	*	*	*		*	*	*		*	*	*	*	<b>61%</b>
Pacific Islander Total	Enrollment	8	5	2	5	1	2	5	4	1	4	3	6	4	<b>50</b>
	Withdrawal	-100%	-100%	-100%	-100%	-100%	-100%	-100%	-100%	-100%	-100%	-100%	-100%	-100%	<b>8%</b>
	Success	-100%	-100%	-100%	-100%	-100%	-100%	-100%	-100%	-100%	-100%	-100%	-100%	-100%	<b>68%</b>

White Non-Hispanic		SU17	FA17	SP18	SU18	FA18	SP19	SU19	FA19	SP20	SU20	FA20	SP21	SU21	FA21	SP22	All Terms
Female	Enrollment	8	35	29	4	29	30	5	26	26	13	43	67	16	46	32	<b>409</b>
	Withdrawal	*	3%	7%	*	3%	13%	*	8%	4%	0%	0%	1%	0%	2%	16%	<b>4%</b>
	Success	*	80%	83%	*	97%	80%	*	73%	88%	100%	98%	90%	88%	89%	66%	<b>87%</b>
Male	Enrollment	11	57	46	2	71	47	5	55	46	12	58	52	16	68	44	<b>590</b>
	Withdrawal	*	14%	11%	*	13%	15%	*	7%	0%	0%	3%	2%	0%	3%	7%	<b>7%</b>
	Success	*	77%	76%	*	73%	81%	*	78%	91%	92%	79%	92%	88%	88%	89%	<b>83%</b>
Unreported	Enrollment		1			2	1	1	1	3		2	1	1	4	3	<b>19</b>
	Withdrawal		*			*	*		*	*		*	*	*	*	*	<b>0%</b>
	Success		*			*	*		*	*		*	*	*	*	*	<b>74%</b>
White Non-Hispanic Total	Enrollment	19	93	75	6	102	78	10	82	75	25	103	120	33	118	79	<b>1,018</b>
	Withdrawal	5%	10%	9%	-100%	10%	14%	0%	7%	1%	0%	2%	2%	0%	3%	10%	<b>6%</b>
	Success	95%	78%	79%	-100%	80%	79%	90%	76%	89%	96%	86%	91%	88%	88%	80%	<b>84%</b>

# SKYLINE COLLEGE STUDENT OUTCOMES

Department(s): ASTR, PHYS



Unreported		SU17	FA17	SP18	SU18	FA18	SP19	SU19	FA19	SP20	SU20	FA20	SP21	SU21	FA21	SP22	All Terms
Female	Enrollment	1	8	3		1	2	1	2	3	2	7	7	6	12	4	59
	Withdrawal	*	*	*		*	*	*	*	*	*	*	*	*	0%	*	0%
	Success	*	*	*		*	*	*	*	*	*	*	*	*	92%	*	88%
Male	Enrollment		4	4	1	5	6	2	10	13	1	16	15	1	10	7	95
	Withdrawal		*	*	*	*	*	*	*	0%	*	6%	0%	*	0%	*	3%
	Success		*	*	*	*	*	*	*	92%	*	81%	93%	*	90%	*	85%
Unreported	Enrollment		2		2			1		2	2	4	3		1	1	18
	Withdrawal		*		*			*		*	*	*	*		*	*	6%
	Success		*		*			*		*	*	*	*		*	*	83%
Unreported Total	Enrollment	1	14	7	3	6	8	4	12	18	5	27	25	7	23	12	172
	Withdrawal	-100%	7%	-100%	-100%	-100%	-100%	-100%	8%	0%	-100%	4%	0%	-100%	0%	0%	2%
	Success	-100%	86%	-100%	-100%	-100%	-100%	-100%	58%	89%	-100%	78%	88%	-100%	91%	100%	86%

Multiraces		SU17	FA17	SP18	SU18	FA18	SP19	SU19	FA19	SP20	SU20	FA20	SP21	SU21	FA21	SP22	All Terms
Female	Enrollment	7	16	20	2	13	13	7	5	15	7	19	23	10	21	15	193
	Withdrawal	*	0%	20%	*	8%	*	*	*	7%	*	0%	4%	0%	0%	7%	5%
	Success	*	88%	60%	*	85%	*	*	*	80%	*	74%	91%	90%	95%	87%	81%
Male	Enrollment	6	24	22	3	31	27	6	28	22	5	32	20	4	28	19	277
	Withdrawal	*	25%	9%	*	23%	15%	*	4%	0%	*	0%	0%	*	0%	21%	9%
	Success	*	63%	77%	*	68%	74%	*	79%	91%	*	59%	85%	*	86%	74%	77%
Unreported	Enrollment	4	1	1			3		4	1		1	1	1	2	1	20
	Withdrawal	*	*	*			*		*	*		*	*	*	*	*	0%
	Success	*	*	*			*		*	*		*	*	*	*	*	90%
Multiraces Total	Enrollment	17	41	43	5	44	43	13	37	38	12	52	44	15	51	35	490
	Withdrawal	0%	15%	14%	-100%	18%	14%	0%	3%	3%	0%	0%	2%	0%	0%	14%	7%
	Success	94%	73%	70%	-100%	73%	72%	85%	76%	87%	83%	65%	89%	93%	90%	77%	79%

# SKYLINE COLLEGE STUDENT OUTCOMES

Department(s): ASTR, PHYS



MODALITY		SU17	FA17	SP18	SU18	FA18	SP19	SU19	FA19	SP20	SU20	FA20	SP21	SU21	FA21	SP22
FACE TO FACE	Enrollment	67	571	522	61	541	477	46	474	510	65	524	33		4	168
	Withdrawal	3%	15%	13%	5%	15%	12%	0%	8%	3%	0%	3%	0%		*	8%
	Success	93%	73%	72%	95%	70%	77%	98%	79%	84%	91%	77%	70%		*	85%
HYBRID	Enrollment	29	61			46			27	44	31	35			39	34
	Withdrawal	10%	13%			26%			26%	2%	0%	0%			3%	12%
	Success	72%	64%			57%			41%	86%	94%	83%			87%	71%
ONLINE - ASYNCHRONOUS	Enrollment				42	44	38	53	41	53	59	50	279	107	331	196
	Withdrawal				7%	5%	18%	2%	12%	2%	0%	0%	2%	0%	1%	12%
	Success				86%	82%	66%	91%	68%	81%	83%	74%	84%	89%	86%	71%
ONLINE - SYNCHRONOUS	Enrollment												347	85	193	48
	Withdrawal												1%	0%	2%	4%
	Success												87%	86%	83%	92%
ALL	Enrollment	96	632	522	103	631	515	99	542	607	155	609	659	192	567	446
	Withdrawal	5%	14%	13%	6%	15%	12%	1%	9%	3%	0%	2%	1%	0%	1%	10%
	Success	86%	72%	72%	91%	70%	76%	94%	76%	84%	88%	77%	85%	88%	85%	78%

MEETING TIME (FACE TO FACE AND HYBRID ONLY)		SU17	FA17	SP18	SU18	FA18	SP19	SU19	FA19	SP20	SU20	FA20	SP21	FA21	SP22	All Terms
Afternoon (Starts Between 12:00PM and 4:59PM)	Enrollment	67	170	89	23	56	81	18	106	134	30	91		4	52	921
	Withdrawal	3%	15%	10%	0%	18%	23%	0%	10%	2%	0%	7%		*	6%	10%
	Success	93%	78%	74%	100%	63%	65%	100%	75%	85%	87%	73%		*	88%	79%
Evening (Starts at 5:00PM or After)	Enrollment		69	64		70	68		61	136		136		5	34	643
	Withdrawal		1%	9%		3%	4%		7%	2%		1%		*	12%	4%
	Success		96%	84%		81%	79%		82%	85%		75%		*	71%	82%
Morning (Starts Before 12:00PM)	Enrollment		332	369	38	415	326	28	333	284	66	332		34	115	2,672
	Withdrawal		17%	14%	8%	16%	10%	0%	8%	4%	0%	2%		0%	9%	10%
	Success		66%	70%	92%	69%	79%	96%	76%	83%	94%	80%		91%	84%	76%
Unknown	Enrollment	29	61			46	2		1				33		1	173
	Withdrawal	10%	13%			26%	*		*				0%		*	14%
	Success	72%	64%			57%	*		*				70%		*	65%

# SKYLINE COLLEGE STUDENT OUTCOMES

Department(s): ASTR, PHYS



All Terms
4,063
9%
77%
346
10%
73%
1,293
4%
81%
673
1%
86%
6,375
7%
79%

# SKYLINE COLLEGE STUDENT OUTCOMES

Department(s): ASTR, PHYS



<b>ALL</b>	<b>Enrollment</b>	96	632	522	61	587	477	46	501	554	96	559	33	43	202	<b>4,409</b>
	<b>Withdrawal</b>	5%	14%	13%	5%	16%	12%	0%	9%	3%	0%	3%	0%	2%	9%	<b>9%</b>
	<b>Success</b>	86%	72%	72%	95%	69%	77%	98%	77%	84%	92%	78%	70%	88%	83%	<b>77%</b>

# SKYLINE COLLEGE STUDENT OUTCOMES

Department(s): ASTR, PHYS



# SKYLINE COLLEGE STUDENT OUTCOMES

Department(s): ASTR, PHYS



		SU17	FA17	SP18	SU18	FA18	SP19	SU19	FA19	SP20	SU20	FA20	SP21	SU21	FA21	SP22	All Terms
<b>Low Income:</b>	<b>Enrollment</b>	56	311	264	63	316	264	53	315	356	102	360	366	126	352	276	<b>3,580</b>
	<b>Withdrawal</b>	4%	13%	14%	5%	16%	11%	2%	7%	3%	0%	2%	1%	0%	2%	8%	<b>7%</b>
	<b>Success</b>	89%	73%	72%	94%	69%	79%	92%	80%	84%	89%	79%	88%	89%	85%	82%	<b>81%</b>
<b>Low Income: Yes</b>	<b>Enrollment</b>	40	321	258	40	315	251	46	227	251	53	249	293	66	215	170	<b>2,795</b>
	<b>Withdrawal</b>	7%	16%	12%	7%	13%	13%	0%	11%	2%	0%	2%	1%	0%	1%	12%	<b>8%</b>
	<b>Success</b>	83%	72%	72%	88%	70%	73%	96%	71%	84%	87%	76%	80%	85%	85%	73%	<b>76%</b>
<b>ALL</b>	<b>Enrollment</b>	96	632	522	103	631	515	99	542	607	155	609	659	192	567	446	<b>6,375</b>
	<b>Withdrawal</b>	5%	14%	13%	6%	15%	12%	1%	9%	3%	0%	2%	1%	0%	1%	10%	<b>7%</b>
	<b>Success</b>	86%	72%	72%	91%	70%	76%	94%	76%	84%	88%	77%	85%	88%	85%	78%	<b>79%</b>



# SKYLINE COLLEGE STUDENT OUTCOMES

Department(s): ASTR, PHYS



		SU17	FA17	SP18	SU18	FA18	SP19	SU19	FA19	SP20	SU20	FA20	SP21	SU21	FA21	SP22	All Terms
Age Under 18	Enrollment	23	32	43	9	23	32	2	16	44	12	40	52	39	35	43	445
	Withdrawal	4%	9%	12%	*	9%	0%	*	13%	0%	0%	3%	2%	0%	0%	12%	4%
	Success	91%	78%	77%	*	78%	84%	*	69%	82%	100%	88%	83%	95%	83%	77%	83%
Age 18 - 22	Enrollment	57	432	357	74	410	332	60	370	414	107	407	455	87	377	294	4,233
	Withdrawal	4%	14%	15%	5%	15%	13%	2%	9%	3%	0%	2%	1%	0%	2%	10%	8%
	Success	88%	72%	70%	91%	70%	76%	95%	73%	83%	85%	75%	87%	90%	87%	80%	79%
Age 23 - 28	Enrollment	12	130	92	12	142	109	21	111	96	29	105	84	43	104	64	1,154
	Withdrawal	17%	16%	10%	8%	19%	12%	0%	8%	2%	0%	2%	1%	0%	2%	8%	8%
	Success	67%	72%	77%	92%	61%	75%	95%	84%	85%	97%	79%	79%	81%	82%	75%	77%
Age 29 - 39	Enrollment	2	32	24	6	43	33	12	34	44	6	46	57	17	40	34	430
	Withdrawal	*	19%	4%	*	9%	15%	0%	9%	2%	*	4%	2%	0%	0%	6%	6%
	Success	*	72%	75%	*	86%	79%	92%	82%	86%	*	85%	77%	88%	83%	82%	82%
Age 40 - 49	Enrollment		4	5		11	5	4	8	9	1	8	7	2	4	9	77
	Withdrawal		*	*		*	*	*	*	*	*	*	*	*	*	*	5%
	Success		*	*		*	*	*	*	*	*	*	*	*	*	*	77%
Age 50 - 59	Enrollment	1	2	1	2	2	4		1			3	3	2	6	2	29
	Withdrawal	*	*	*	*	*	*		*			*	*	*	*	*	7%
	Success	*	*	*	*	*	*		*			*	*	*	*	*	79%
Age 60 +	Enrollment	1							2				1	2	1		7
	Withdrawal	*							*				*	*	*		*
	Success	*							*				*	*	*		*
ALL	Enrollment	96	632	522	103	631	515	99	542	607	155	609	659	192	567	446	6,375
	Withdrawal	5%	14%	13%	6%	15%	12%	1%	9%	3%	0%	2%	1%	0%	1%	10%	7%
	Success	86%	72%	72%	91%	70%	76%	94%	76%	84%	88%	77%	85%	88%	85%	78%	79%

# SKYLINE COLLEGE STUDENT OUTCOMES

Department(s): ASTR, PHYS



		SU17	FA17	SP18	SU18	FA18	SP19	SU19	FA19	SP20	SU20	FA20	SP21	SU21	FA21	SP22	All Terms
4yr stu take class for 4yr col	Enrollment	19	20	24	10	25	21	6	29	12	19	35	17	21	20	11	289
	Withdrawal	5%	5%	8%	10%	12%	10%	*	14%	0%	0%	0%	0%	0%	0%	0%	5%
	Success	84%	85%	75%	90%	68%	86%	*	79%	92%	100%	91%	100%	95%	80%	82%	86%
College Preparation	Enrollment	1	6	6	1	4	2	2	4	5	5	9	10	15	13	15	98
	Withdrawal	*	*	*	*	*	*	*	*	*	*	*	*	0%	8%	7%	5%
	Success	*	*	*	*	*	*	*	*	*	*	*	*	100%	77%	87%	84%
CTE Certif/ Career Development	Enrollment	5	34	25	3	31	18	1	17	19	6	29	9	12	17	18	244
	Withdrawal	*	9%	8%	*	6%	6%	*	18%	0%	*	3%	*	0%	0%	0%	5%
	Success	*	82%	80%	*	84%	72%	*	82%	84%	*	76%	*	83%	94%	89%	82%
Degree/Transfer	Enrollment	55	514	418	81	536	447	83	460	538	115	497	588	112	492	383	5,319
	Withdrawal	5%	15%	14%	5%	16%	13%	1%	8%	3%	0%	2%	1%	0%	1%	10%	8%
	Success	89%	71%	71%	91%	69%	75%	93%	75%	84%	85%	76%	85%	84%	85%	78%	78%
Exploratory	Enrollment	16	58	49	8	35	27	7	32	33	10	39	35	32	25	19	425
	Withdrawal	0%	14%	6%	*	6%	7%	*	13%	0%	0%	3%	0%	0%	0%	16%	5%
	Success	81%	72%	80%	*	69%	81%	*	81%	82%	100%	79%	91%	91%	92%	74%	82%
ALL	Enrollment	96	632	522	103	631	515	99	542	607	155	609	659	192	567	446	6,375
	Withdrawal	5%	14%	13%	6%	15%	12%	1%	9%	3%	0%	2%	1%	0%	1%	10%	7%
	Success	86%	72%	72%	91%	70%	76%	94%	76%	84%	88%	77%	85%	88%	85%	78%	79%

# SKYLINE COLLEGE STUDENT OUTCOMES

Department(s): ASTR, PHYS



		SU17	FA17	SP18	SU18	FA18	SP19	SU19	FA19	SP20	SU20	FA20	SP21	SU21	FA21	SP22	All Terms
<b>Full Time (12+ Units at SMCCCD)</b>	<b>Enrollment</b>		376	323	2	416	335	2	370	425	4	387	430	4	355	272	<b>3,701</b>
	<b>Withdrawal</b>		14%	13%	*	15%	11%	*	8%	2%	*	3%	1%	*	1%	8%	<b>7%</b>
	<b>Success</b>		73%	73%	*	70%	81%	*	77%	85%	*	77%	86%	*	86%	81%	<b>79%</b>
<b>Part Time (&lt; 12 Units at SMCCCD)</b>	<b>Enrollment</b>	96	256	199	101	215	180	97	172	182	151	222	229	188	212	174	<b>2,674</b>
	<b>Withdrawal</b>	5%	15%	13%	6%	15%	15%	1%	12%	4%	0%	2%	2%	0%	2%	13%	<b>7%</b>
	<b>Success</b>	86%	71%	72%	91%	69%	68%	94%	74%	81%	88%	78%	83%	87%	83%	75%	<b>79%</b>
<b>ALL</b>	<b>Enrollment</b>	96	632	522	103	631	515	99	542	607	155	609	659	192	567	446	<b>6,375</b>
	<b>Withdrawal</b>	5%	14%	13%	6%	15%	12%	1%	9%	3%	0%	2%	1%	0%	1%	10%	<b>7%</b>
	<b>Success</b>	86%	72%	72%	91%	70%	76%	94%	76%	84%	88%	77%	85%	88%	85%	78%	<b>79%</b>

# SKYLINE COLLEGE PRODUCTIVITY

## Department(s): ASTR, PHYS

Year	FTEF	FTEs	FTEs Percent Change	Load	Load Percent Change	Sections	Census Enroll / Section
2017-2018	9.61	180.94		565		46	27.2
2018-2019	10.11	184.75	2.1%	548	-2.9%	57	21.9
2019-2020	9.77	184.26	-0.3%	566	3.2%	62	20.1
2020-2021	11.83	196.27	6.5%	498	-12.1%	75	19.0
2021-2022	11.40	179.55	-8.5%	473	-5.1%	73	16.5

Term	FTEF	FTEs	FTEs Percent Change	Load	Load Percent Change	Sections	Census Enroll / Section
Fall 2017	4.91	91.36		558		23	27.5
Fall 2018	5.05	95.74	4.8%	568	1.9%	25	25.2
Fall 2019	4.31	81.74	-14.6%	569	0.0%	30	18.1
Fall 2020	5.61	93.31	14.1%	499	-12.3%	40	15.2
Fall 2021	5.29	90.29	-3.2%	512	2.7%	37	15.3
Spring 2018	3.97	76.83		580		20	26.1
Spring 2019	4.17	76.67	-0.2%	551	-5.0%	28	18.4
Spring 2020	4.73	90.55	18.1%	574	4.1%	29	20.9
Spring 2021	5.14	80.76	-10.8%	472	-17.8%	31	21.3
Spring 2022	4.67	58.95	-27.0%	378	-19.8%	29	15.3
Summer 2017	.72	12.75		531		3	32.0
Summer 2018	.88	12.34	-3.2%	421	-20.8%	4	25.8
Summer 2019	.72	11.97	-3.1%	499	18.5%	3	33.0
Summer 2020	1.08	22.21	85.6%	617	23.7%	4	38.8
Summer 2021	1.44	30.31	36.5%	631	2.4%	7	27.4