

DEFINITIONS

Reporting Period	Academic Year(s): 2017-2018 to 2021-2022
Duplicated Headcount (Enrollments)	Counts each student once for every course in which they enroll.
Unduplicated Headcount	Counts each student once and only once, regardless of the number of courses in which they enroll.
Course Success	Grades starting with 'A', 'B', 'C', and 'P' are considered successful – all other letter grades represent unsuccessful outcomes. The success rate is calculated based on the following formula: $\text{Success Rate} = \frac{\text{Number of registrations with grades A, B, C, or P}}{\text{Number of registrations with a non-blank grade}}$ Note that the denominator includes withdrawals, i.e. grades of W.
Course Retention	The percentage of enrollments that earned any letter grade other than W.
Course Withdrawal	The percentage of enrollments that earned a W letter grade.
Data Suppression	The success rates and withdrawal rates for demographic sub-populations of students fewer than 10 are suppressed. These cells are masked with an asterisk (*).
Subpopulations Less Than 1%	For the following sections, if the percent size of a subpopulation is greater than zero but less than 1% then it is shown as "<1%": GENDER & ETHNICITY, AGE & GOAL.
Goals	Goals are grouped as follows: 4 yr stu take class for 4 yr col: Includes the educational goal "4-year students take class for 4-year college" College Preparation: Includes the educational goals "Complete Credits for HS Diplom" and "Improve Basic Skills" CTE Certif/Career Development: Includes the educational goals "Acquire Job Skills/ New Career", "Earn 2 year Certificate without Transfer", "Maintain Certificate/License", "Update Job Skills/ Job Advance", and "Earn Vocational Certificate without Transfer" Degree/Transfer: Includes the educational goals "Earn AA/AS & Transfer to 4 year institution", "Earn AA/AS w/out Transfer", and "Transfer to 4 year institution without AA/AS" Exploratory: Includes all other goals not listed above.
Full-Time Equivalent Faculty (FTEF)	Total faculty workload divided by 15. Excludes faculty workload assigned to sections that were cancelled.
Full-Time Equivalent Students (FTES)	1 FTES = 525 contact hours. Cancelled sections and audit enrollments are excluded from this figure.
Load	Weekly Student Contact Hours (WSCH) ÷ FTEF. Cancelled sections and audit enrollments are excluded from this figure.
Fall Unit Load	Based on the unit enrollment districtwide.
Modality	Hybrid = Section designator begins with H and/or has an HYBR attribute Online - Synchronous = Online sections that have an attribute code of SYNC or CVSY. Online - Asynchronous = Online sections that do not have an attribute code of SYNC or CVSY. Face to Face = All others.
Departments	This report includes ONLY the following department(s): ANST.
Courses	This report includes ALL courses.

SKYLINE COLLEGE STUDENT CHARACTERISTICS

Department(s): ANST

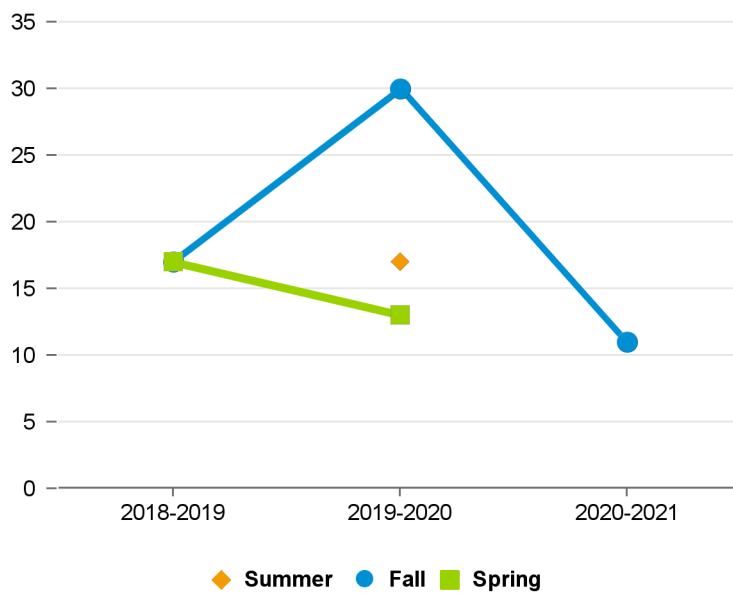
Unduplicated Headcount by Term

	2018-2019	2019-2020	2020-2021
Summer		17	
Fall	17	30	11
Spring	17	13	
Total	17	32	11

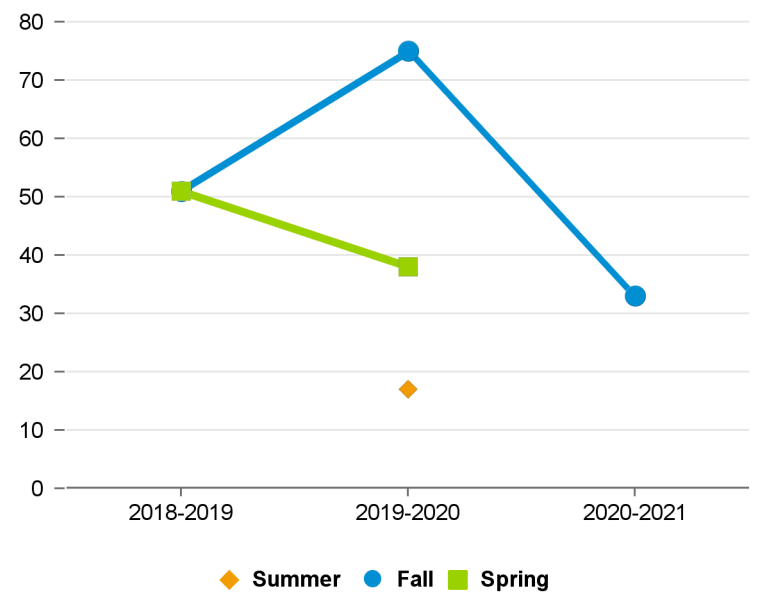
Enrollments by Term

	2018-2019	2019-2020	2020-2021
Summer		17	
Fall	51	75	33
Spring	51	38	
Total	102	130	33

Unduplicated Headcount by Term



Enrollments by Term



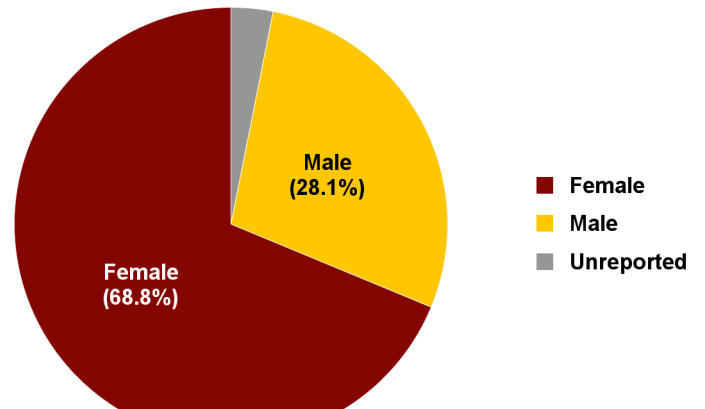
SKYLINE COLLEGE STUDENT CHARACTERISTICS

Department(s): ANST



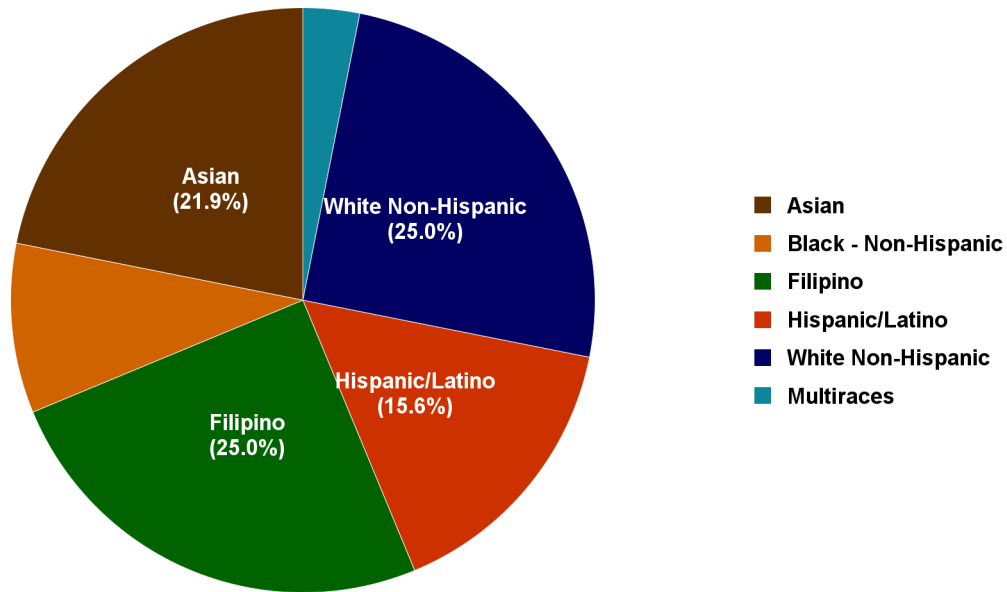
Unduplicated Headcount by Gender

	Female	Male	Unreported
2018-2019	76.5%	23.5%	
2019-2020	68.8%	28.1%	3.1%
2020-2021	72.7%	18.2%	9.1%
Total	22	9	1
Total %	68.8%	28.1%	3.1%



Unduplicated Headcount by Ethnicity

	2018-2019	2019-2020	2020-2021	Total	Total %
Asian	29.4%	21.9%	18.2%	7	21.9%
Black - Non-Hispanic	5.9%	9.4%	18.2%	3	9.4%
Filipino	29.4%	25.0%	18.2%	8	25.0%
Hispanic/Latino	5.9%	15.6%	18.2%	5	15.6%
White Non-Hispanic	23.5%	25.0%	27.3%	8	25.0%
Multiraces	5.9%	3.1%		1	3.1%
Total	17	32	11	32	100.0%



Unduplicated Headcount by Age

	2018-2019	2019-2020	2020-2021	Total	Total %
Age 18 - 22	17.6%	12.5%	9.1%	6	18.8%
Age 23 - 28	17.6%	37.5%	45.5%	13	40.6%
Age 29 - 39	29.4%	25.0%	36.4%	9	28.1%
Age 40 - 49	17.6%	12.5%		4	12.5%
Age 50 - 59	17.6%	12.5%	9.1%	4	12.5%
Total	17	32	11	32	100.0%

Unduplicated Headcount by Goal

	2018-2019	2019-2020	2020-2021	Total	Total %
4yr stu take class for 4yr col		6.3%	9.1%	2	6.3%
CTE Certif/Career Development	17.6%	12.5%		4	12.5%
Degree/Transfer	76.5%	75.0%	81.8%	24	75.0%
Exploratory	5.9%	6.3%	9.1%	2	6.3%
Total	17	32	11	32	100.0%

Unduplicated Headcount by Fall Unit Load

	FALL 2018		FALL 2019		FALL 2020	
Full Time (12+ Units)	2	11.8%	4	13.3%	11	100.0%
Part Time (Less Than 12 Units)	15	88.2%	26	86.7%	0	0.0%
Total	17		30		11	

Annual Course Success and Retention

	Enrollments	Success Count	Success Rate	Retention Rate	Withdrawal Rate
2018-2019	102	102	100.0%	100.0%	0.0%
2019-2020	130	126	96.9%	99.2%	0.8%
2020-2021	33	27	81.8%	100.0%	0.0%
Total	265	255	96.2%	99.6%	0.4%

Term Course Success and Retention

	Enrollments	Success Count	Success Rate	Retention Rate	Withdrawal Rate
Fall 2018	51	51	100.0%	100.0%	0.0%
Spring 2019	51	51	100.0%	100.0%	0.0%
Summer 2019	17	16	94.1%	94.1%	5.9%
Fall 2019	75	74	98.7%	100.0%	0.0%
Spring 2020	38	36	94.7%	100.0%	0.0%
Fall 2020	33	27	81.8%	100.0%	0.0%
Total	265	255	96.2%	99.6%	0.4%

SKYLINE COLLEGE STUDENT OUTCOMES

Department(s): ANST



		FA18	SP19	SU19	FA19	SP20	FA20	All Terms
Asian	Enrollment	15	15	5	14	6	6	61
	Withdrawal	*	*	*	*	*	*	*
	Success	*	*	*	*	*	*	*
Black - Non-Hispanic	Enrollment	3	3	1	8	6	6	27
	Withdrawal	*	*	*	*	*	*	*
	Success	*	*	*	*	*	*	*
Filipino	Enrollment	15	15	5	17	8	6	66
	Withdrawal	*	*	*	*	*	*	*
	Success	*	*	*	*	*	*	*
Hispanic/Latino	Enrollment	3	3	1	14	9	6	36
	Withdrawal	*	*	*	*	*	*	*
	Success	*	*	*	*	*	*	*
White Non-Hispanic	Enrollment	12	12	4	20	9	9	66
	Withdrawal	*	*	*	*	*	*	*
	Success	*	*	*	*	*	*	*
Multiraces	Enrollment	3	3	1	2			9
	Withdrawal	*	*	*	*			*
	Success	*	*	*	*			*
ALL	Enrollment	51	51	17	75	38	33	265
	Withdrawal	0%	0%	6%	0%	0%	0%	0%
	Success	100%	100%	94%	99%	95%	82%	96%

SKYLINE COLLEGE STUDENT OUTCOMES

Department(s): ANST



		FA18	SP19	SU19	FA19	SP20	FA20	All Terms
Female	Enrollment	39	39	13	49	27	24	191
	Withdrawal	0%	0%	8%	0%	*	*	1%
	Success	100%	100%	92%	100%	*	*	97%
Male	Enrollment	12	12	4	23	8	6	65
	Withdrawal	*	*	*	*	*	*	*
	Success	*	*	*	*	*	*	*
Unreported	Enrollment				3	3	3	9
	Withdrawal				*	*	*	*
	Success				*	*	*	*
ALL	Enrollment	51	51	17	75	38	33	265
	Withdrawal	0%	0%	6%	0%	0%	0%	0%
	Success	100%	100%	94%	99%	95%	82%	96%

SKYLINE COLLEGE STUDENT OUTCOMES

Department(s): ANST



Hispanic/Latino		FA18	SP19	SU19	FA19	SP20	FA20	All Terms
Female	Enrollment	3	3	1	11	9	6	33
	Withdrawal	*	*	*	*	*	*	*
	Success	*	*	*	*	*	*	*
Male	Enrollment				3			3
	Withdrawal				*			*
	Success				*			*
Hispanic/ Latino Total	Enrollment	3	3	1	14	9	6	36
	Withdrawal	-100%	-100%	-100%	-100%	-100%	-100%	0%
	Success	-100%	-100%	-100%	-100%	-100%	-100%	97%

White Non-Hispanic		FA18	SP19	SU19	FA19	SP20	FA20	All Terms
Female	Enrollment	9	9	3	15	9	9	54
	Withdrawal	*	*	*	*	*	*	*
	Success	*	*	*	*	*	*	*
Male	Enrollment	3	3	1	5			12
	Withdrawal	*	*	*	*			*
	Success	*	*	*	*			*
White Non- Hispanic Total	Enrollment	12	12	4	20	9	9	66
	Withdrawal	-100%	-100%	-100%	-100%	-100%	-100%	0%
	Success	-100%	-100%	-100%	-100%	-100%	-100%	100%

Multiraces		FA18	SP19	SU19	FA19	All Terms
Male	Enrollment	3	3	1	2	9
	Withdrawal	*	*	*	*	*
	Success	*	*	*	*	*
Multiraces Total	Enrollment	3	3	1	2	9
	Withdrawal	-100%	-100%	-100%	-100%	0%
	Success	-100%	-100%	-100%	-100%	100%

SKYLINE COLLEGE STUDENT OUTCOMES

Department(s): ANST



SKYLINE COLLEGE STUDENT OUTCOMES

Department(s): ANST



MODALITY		FA18	SP19	SU19	FA19	SP20	FA20	All Terms
FACE TO FACE	Enrollment	51	51	17	75	38	33	265
	Withdrawal	0%	0%	6%	0%	0%	0%	0%
	Success	100%	100%	94%	99%	95%	82%	96%
ALL	Enrollment	51	51	17	75	38	33	265
	Withdrawal	0%	0%	6%	0%	0%	0%	0%
	Success	100%	100%	94%	99%	95%	82%	96%

MEETING TIME (FACE TO FACE AND HYBRID ONLY)		FA18	SP19	SU19	FA19	SP20	FA20	All Terms
Evening (Starts at 5:00PM or After)	Enrollment	51	34	17	60	26	11	199
	Withdrawal	0%	0%	6%	0%	0%	0%	1%
	Success	100%	100%	94%	98%	100%	82%	98%
Unknown	Enrollment		17		15	12	22	66
	Withdrawal		0%		0%	0%	0%	0%
	Success		100%		100%	83%	82%	91%
ALL	Enrollment	51	51	17	75	38	33	265
	Withdrawal	0%	0%	6%	0%	0%	0%	0%
	Success	100%	100%	94%	99%	95%	82%	96%

SKYLINE COLLEGE STUDENT OUTCOMES

Department(s): ANST



		FA18	SP19	SU19	FA19	SP20	FA20	All Terms
Low Income:	Enrollment	27	27	9	25	5	3	96
	Withdrawal	*	*	*	0%	*	*	0%
	Success	*	*	*	100%	*	*	100%
Low Income: Yes	Enrollment	24	24	8	50	33	30	169
	Withdrawal	*	*	*	0%	0%	0%	1%
	Success	*	*	*	98%	94%	80%	94%
ALL	Enrollment	51	51	17	75	38	33	265
	Withdrawal	0%	0%	6%	0%	0%	0%	0%
	Success	100%	100%	94%	99%	95%	82%	96%

SKYLINE COLLEGE STUDENT OUTCOMES

Department(s): ANST



		FA18	SP19	SU19	FA19	SP20	FA20	All Terms
Age 18 - 22	Enrollment	9	9	1	11	6	3	39
	Withdrawal	*	*	*	*	*	*	*
	Success	*	*	*	*	*	*	*
Age 23 - 28	Enrollment	9	9	5	29	18	15	85
	Withdrawal	*	*	*	0%	*	*	1%
	Success	*	*	*	100%	*	*	94%
Age 29 - 39	Enrollment	15	15	5	19	9	12	75
	Withdrawal	*	*	*	*	*	*	*
	Success	*	*	*	*	*	*	*
Age 40 - 49	Enrollment	9	9	3	7	2		30
	Withdrawal	*	*	*	*	*		*
	Success	*	*	*	*	*		*
Age 50 - 59	Enrollment	9	9	3	9	3	3	36
	Withdrawal	*	*	*	*	*	*	*
	Success	*	*	*	*	*	*	*
ALL	Enrollment	51	51	17	75	38	33	265
	Withdrawal	0%	0%	6%	0%	0%	0%	0%
	Success	100%	100%	94%	99%	95%	82%	96%

SKYLINE COLLEGE STUDENT OUTCOMES

Department(s): ANST



		FA18	SP19	SU19	FA19	SP20	FA20	All Terms
4yr stu take class for 4yr col	Enrollment				6	3	3	12
	Withdrawal				*	*	*	-100%
	Success				*	*	*	*
CTE Certif/ Career Development	Enrollment	9	9	3	9			30
	Withdrawal	*	*	*	*			-100%
	Success	*	*	*	*			*
Degree/Transfer	Enrollment	39	39	13	55	32	27	205
	Withdrawal	0%	0%	8%	0%	0%	*	0%
	Success	100%	100%	92%	98%	94%	*	97%
Exploratory	Enrollment	3	3	1	5	3	3	18
	Withdrawal	*	*	*	*	*	*	-100%
	Success	*	*	*	*	*	*	*
ALL	Enrollment	51	51	17	75	38	33	265
	Withdrawal	0%	0%	6%	0%	0%	0%	0%
	Success	100%	100%	94%	99%	95%	82%	96%

SKYLINE COLLEGE STUDENT OUTCOMES

Department(s): ANST



		FA18	SP19	SU19	FA19	SP20	FA20	All Terms
Full Time (12+ Units at SMCCCD)	Enrollment	6	9		11	6	33	65
	Withdrawal	*	*		*	*	0%	0%
	Success	*	*		*	*	82%	91%
Part Time (< 12 Units at SMCCCD)	Enrollment	45	42	17	64	32		200
	Withdrawal	0%	0%	6%	0%	0%		1%
	Success	100%	100%	94%	98%	94%		98%
ALL	Enrollment	51	51	17	75	38	33	265
	Withdrawal	0%	0%	6%	0%	0%	0%	0%
	Success	100%	100%	94%	99%	95%	82%	96%

SKYLINE COLLEGE PRODUCTIVITY

Department(s): ANST

Year	FTEF	FTES	FTES Percent Change	Load	Load Percent Change	Sections	Census Enroll / Section
2018-2019	1.43	18.92		398		6	17.0
2019-2020	1.78	15.81	-16.4%	266	-33.0%	9	14.4
2020-2021	.68	.0	-100.0%	0	-100.0%	3	10.7

Term	FTEF	FTES	FTES Percent Change	Load	Load Percent Change	Sections	Census Enroll / Section
Fall 2018	.63	5.67		271		3	17.0
Fall 2019	1.09	10.50	85.3%	290	6.9%	5	15.0
Fall 2020	.68	.0	-100.0%	0	-100.0%	3	10.7
Spring 2019	.80	13.25		497		3	17.0
Spring 2020	.40	2.45	-81.5%	184	-63.0%	3	12.7
Summer 2019	.29	2.86		292		1	17.0