

DEFINITIONS

Reporting Period	Academic Year(s): 2017-2018 to 2021-2022
Duplicated Headcount (Enrollments)	Counts each student once for every course in which they enroll.
Unduplicated Headcount	Counts each student once and only once, regardless of the number of courses in which they enroll.
Course Success	Grades starting with 'A', 'B', 'C', and 'P' are considered successful – all other letter grades represent unsuccessful outcomes. The success rate is calculated based on the following formula: $\text{Success Rate} = \frac{\text{Number of registrations with grades A, B, C, or P}}{\text{Number of registrations with a non-blank grade}}$ Note that the denominator includes withdrawals, i.e. grades of W.
Course Retention	The percentage of enrollments that earned any letter grade other than W.
Course Withdrawal	The percentage of enrollments that earned a W letter grade.
Data Suppression	The success rates and withdrawal rates for demographic sub-populations of students fewer than 10 are suppressed. These cells are masked with an asterisk (*).
Subpopulations Less Than 1%	For the following sections, if the percent size of a subpopulation is greater than zero but less than 1% then it is shown as "<1%": GENDER & ETHNICITY, AGE & GOAL.
Goals	Goals are grouped as follows: 4 yr stu take class for 4 yr col: Includes the educational goal "4-year students take class for 4-year college" College Preparation: Includes the educational goals "Complete Credits for HS Diplom" and "Improve Basic Skills" CTE Certif/Career Development: Includes the educational goals "Acquire Job Skills/ New Career", "Earn 2 year Certificate without Transfer", "Maintain Certificate/License", "Update Job Skills/ Job Advance", and "Earn Vocational Certificate without Transfer" Degree/Transfer: Includes the educational goals "Earn AA/AS & Transfer to 4 year institution", "Earn AA/AS w/out Transfer", and "Transfer to 4 year institution without AA/AS" Exploratory: Includes all other goals not listed above.
Full-Time Equivalent Faculty (FTEF)	Total faculty workload divided by 15. Excludes faculty workload assigned to sections that were cancelled.
Full-Time Equivalent Students (FTES)	1 FTES = 525 contact hours. Cancelled sections and audit enrollments are excluded from this figure.
Load	Weekly Student Contact Hours (WSCH) ÷ FTEF. Cancelled sections and audit enrollments are excluded from this figure.
Fall Unit Load	Based on the unit enrollment districtwide.
Modality	Hybrid = Section designator begins with H and/or has an HYBR attribute Online - Synchronous = Online sections that have an attribute code of SYNC or CVSY. Online - Asynchronous = Online sections that do not have an attribute code of SYNC or CVSY. Face to Face = All others.
Departments	This report includes ONLY the following department(s): ADAP, FITN, INDV, KINE, P.E., TEAM.
Courses	This report includes ALL courses.

SKYLINE COLLEGE STUDENT CHARACTERISTICS

Department(s): ADAP, FITN, INDV, KINE, P.E., TEAM

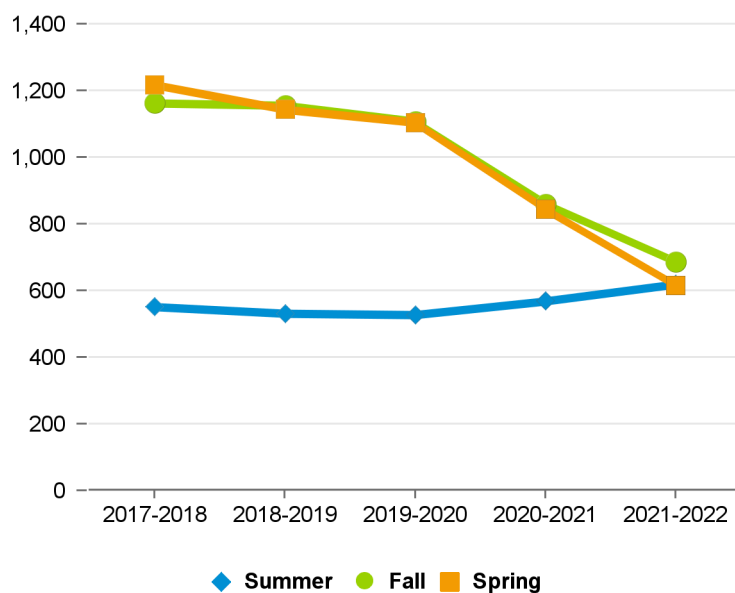
Unduplicated Headcount by Term

	2017-2018	2018-2019	2019-2020	2020-2021	2021-2022
Summer	551	531	527	568	619
Fall	1,162	1,155	1,107	860	686
Spring	1,217	1,143	1,104	844	615
Total	2,329	2,207	2,121	1,783	1,526

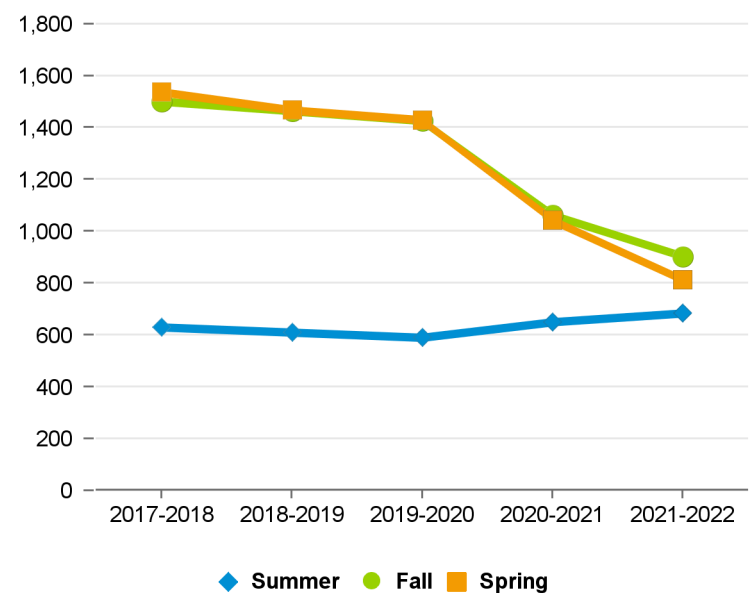
Enrollments by Term

	2017-2018	2018-2019	2019-2020	2020-2021	2021-2022
Summer	630	610	590	650	684
Fall	1,501	1,464	1,426	1,063	903
Spring	1,537	1,467	1,429	1,043	812
Total	3,668	3,541	3,445	2,756	2,399

Unduplicated Headcount by Term



Enrollments by Term



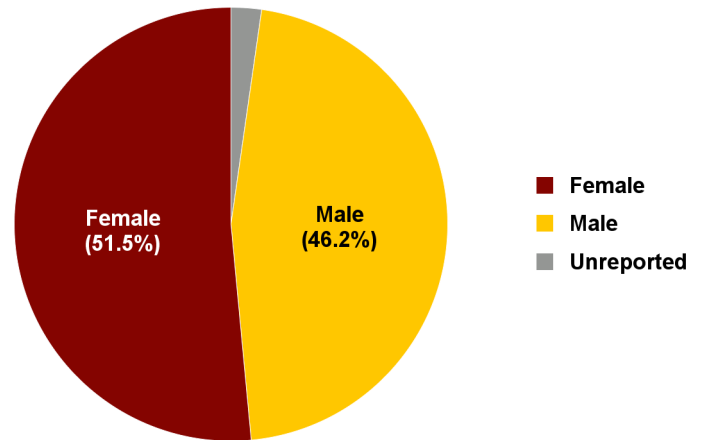
SKYLINE COLLEGE STUDENT CHARACTERISTICS

Department(s): ADAP, FITN, INDV, KINE, P.E., TEAM



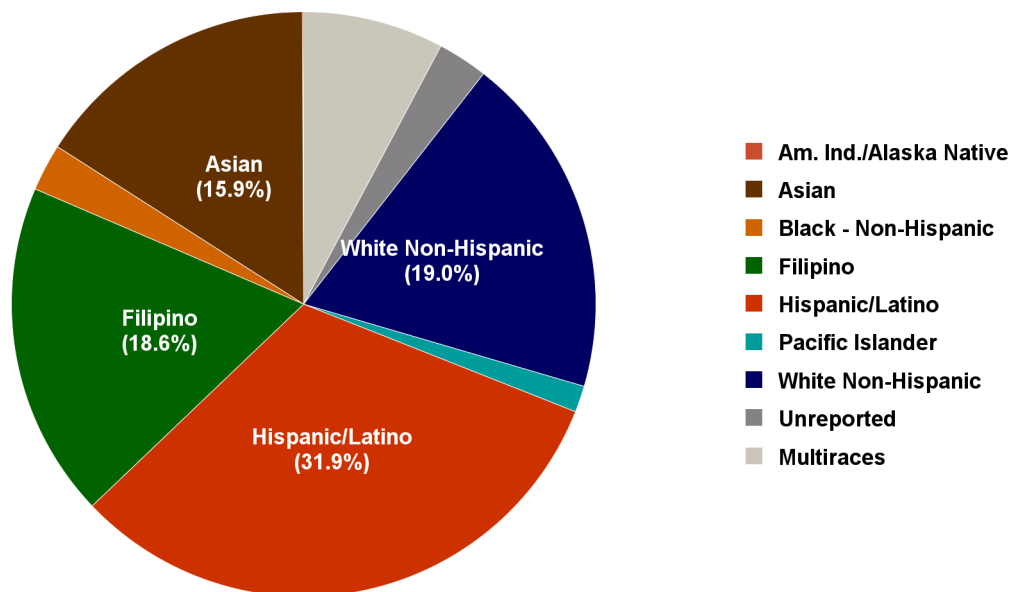
Unduplicated Headcount by Gender

	Female	Male	Unreported
2017-2018	47.9%	50.1%	2.1%
2018-2019	47.7%	49.6%	2.7%
2019-2020	50.6%	47.0%	2.5%
2020-2021	55.3%	43.0%	1.7%
2021-2022	50.5%	47.9%	1.6%
Total	3,951	3,548	174
Total %	51.5%	46.2%	2.3%



Unduplicated Headcount by Ethnicity

	2017-2018	2018-2019	2019-2020	2020-2021	2021-2022	Total	Total %
Am. Ind./Alaska Native	<1%	<1%	<1%	<1%		6	<1%
Asian	15.8%	14.5%	14.6%	14.0%	16.6%	1,218	15.9%
Black - Non-Hispanic	2.9%	2.9%	2.6%	2.0%	2.3%	200	2.6%
Filipino	20.3%	20.8%	19.3%	17.3%	15.5%	1,424	18.6%
Hispanic/Latino	31.6%	32.1%	31.1%	34.9%	32.8%	2,447	31.9%
Pacific Islander	1.2%	1.6%	1.2%	1.1%	1.8%	112	1.5%
White Non-Hispanic	18.7%	18.2%	19.6%	19.9%	19.8%	1,456	19.0%
Unreported	2.1%	2.6%	3.5%	2.4%	2.9%	213	2.8%
Multiraces	7.3%	7.2%	8.0%	8.5%	8.3%	597	7.8%
Total	2,329	2,207	2,121	1,783	1,526	7,673	100.0%



SKYLINE COLLEGE STUDENT CHARACTERISTICS
Department(s): ADAP, FITN, INDV, KINE, P.E., TEAM



Unduplicated Headcount by Age

	2017-2018	2018-2019	2019-2020	2020-2021	2021-2022	Total	Total %
Age Under 18	14.2%	12.6%	12.9%	15.5%	18.2%	1,290	16.8%
Age 18 - 22	56.6%	56.8%	54.0%	52.4%	50.9%	4,260	55.5%
Age 23 - 28	14.4%	14.2%	12.4%	14.7%	12.6%	1,158	15.1%
Age 29 - 39	8.5%	8.1%	8.9%	9.9%	10.0%	746	9.7%
Age 40 - 49	2.3%	2.9%	3.9%	3.3%	4.5%	275	3.6%
Age 50 - 59	1.6%	1.6%	2.8%	2.0%	1.7%	159	2.1%
Age 60 +	2.4%	3.8%	5.2%	2.3%	2.1%	186	2.4%
Total	2,329	2,207	2,121	1,783	1,526	7,673	100.0%

Unduplicated Headcount by Goal

	2017-2018	2018-2019	2019-2020	2020-2021	2021-2022	Total	Total %
4yr stu take class for 4yr col	4.7%	3.4%	2.9%	2.5%	2.3%	279	3.6%
College Preparation	4.8%	4.7%	6.0%	7.5%	11.1%	534	7.0%
CTE Certif/Career Development	7.0%	5.9%	4.4%	3.7%	4.1%	419	5.5%
Degree/Transfer	71.4%	74.2%	75.3%	77.3%	72.3%	5,600	73.0%
Exploratory	12.2%	11.8%	11.4%	8.9%	10.2%	841	11.0%
Total	2,329	2,207	2,121	1,783	1,526	7,673	100.0%

Unduplicated Headcount by Fall Unit Load

	FALL 2017		FALL 2018		FALL 2019		FALL 2020		FALL 2021	
Full Time (12+ Units)	564	48.5%	575	49.8%	564	50.9%	454	52.8%	342	49.9%
Part Time (Less Than 12 Units)	598	51.5%	580	50.2%	543	49.1%	406	47.2%	344	50.1%
Total	1,162		1,155		1,107		860		686	

SKYLINE COLLEGE STUDENT OUTCOMES
Department(s): ADAP, FITN, INDV, KINE, P.E., TEAM



Annual Course Success and Retention

	Enrollments	Success Count	Success Rate	Retention Rate	Withdrawal Rate
2017-2018	3,668	3,163	86.2%	91.8%	8.2%
2018-2019	3,541	3,067	86.6%	92.4%	7.6%
2019-2020	3,445	2,964	86.0%	94.6%	5.4%
2020-2021	2,756	2,354	85.4%	98.8%	1.2%
2021-2022	2,399	2,089	87.1%	97.9%	2.1%
Total	15,809	13,637	86.3%	94.7%	5.3%

Term Course Success and Retention

	Enrollments	Success Count	Success Rate	Retention Rate	Withdrawal Rate
Summer 2017	630	572	90.8%	95.1%	4.9%
Fall 2017	1,501	1,282	85.4%	92.1%	7.9%
Spring 2018	1,537	1,309	85.2%	90.3%	9.7%
Summer 2018	610	555	91.0%	94.3%	5.7%
Fall 2018	1,464	1,247	85.2%	93.0%	7.0%
Spring 2019	1,467	1,265	86.2%	90.9%	9.1%
Summer 2019	590	520	88.1%	94.6%	5.4%
Fall 2019	1,426	1,225	85.9%	92.1%	7.9%
Spring 2020	1,429	1,219	85.3%	97.1%	2.9%
Summer 2020	650	571	87.8%	99.1%	0.9%
Fall 2020	1,063	878	82.6%	97.7%	2.3%
Spring 2021	1,043	905	86.8%	99.7%	0.3%
Summer 2021	684	582	85.1%	97.5%	2.5%
Fall 2021	903	770	85.3%	99.8%	0.2%
Spring 2022	812	737	90.8%	96.1%	3.9%
Total	15,809	13,637	86.3%	94.7%	5.3%

SKYLINE COLLEGE STUDENT OUTCOMES

Department(s): ADAP, FITN, INDV, KINE, P.E., TEAM



		SU17	FA17	SP18	SU18	FA18	SP19	SU19	FA19	SP20	SU20	FA20	SP21	SU21	FA21	SP22	All Terms
Am. Ind./ Alaska Native	Enrollment		1	1		1			1	1	1	1					7
	Withdrawal		*	*		*			*	*	*	*					*
	Success		*	*		*			*	*	*	*					*
Asian	Enrollment	93	188	235	87	189	186	71	181	198	93	114	134	107	128	123	2,127
	Withdrawal	8%	7%	6%	6%	6%	3%	1%	3%	3%	0%	2%	0%	0%	0%	3%	3%
	Success	85%	88%	87%	93%	88%	94%	93%	94%	90%	96%	87%	90%	94%	93%	93%	91%
Black - Non-Hispanic	Enrollment	28	60	49	13	43	62	20	48	31	11	25	32	13	26	30	491
	Withdrawal	0%	13%	8%	8%	12%	6%	0%	21%	0%	0%	0%	0%	0%	0%	0%	7%
	Success	96%	77%	86%	92%	79%	85%	85%	60%	87%	82%	96%	78%	85%	77%	100%	83%
Filipino	Enrollment	102	277	273	92	241	323	88	250	278	104	180	184	69	128	112	2,701
	Withdrawal	1%	6%	10%	11%	6%	10%	7%	9%	2%	3%	2%	1%	4%	0%	5%	6%
	Success	95%	89%	86%	86%	86%	83%	85%	84%	87%	85%	80%	89%	72%	73%	89%	85%
Hispanic/ Latino	Enrollment	183	498	504	222	514	436	189	417	423	212	346	355	223	269	239	5,030
	Withdrawal	6%	10%	12%	4%	8%	11%	9%	8%	4%	1%	3%	0%	2%	0%	4%	6%
	Success	90%	81%	82%	91%	82%	85%	81%	82%	81%	87%	79%	82%	83%	84%	90%	83%
Pacific Islander	Enrollment	16	23	15	13	30	26	15	20	27	7	22	12	19	24	17	286
	Withdrawal	13%	9%	20%	15%	7%	19%	13%	15%	0%	*	5%	*	0%	0%	6%	8%
	Success	88%	87%	80%	85%	83%	73%	87%	85%	93%	*	86%	*	89%	92%	88%	85%
White Non-Hispanic	Enrollment	135	303	310	129	296	287	140	318	300	149	226	192	165	200	173	3,323
	Withdrawal	5%	6%	10%	5%	7%	6%	3%	8%	2%	1%	2%	1%	5%	0%	3%	5%
	Success	92%	89%	87%	92%	86%	90%	94%	90%	89%	85%	87%	91%	84%	93%	93%	89%
Unreported	Enrollment	15	34	40	16	45	38	17	62	48	15	28	27	21	20	27	453
	Withdrawal	7%	3%	10%	0%	11%	11%	0%	3%	2%	0%	0%	0%	0%	5%	15%	5%
	Success	93%	94%	90%	100%	87%	84%	88%	92%	75%	93%	79%	89%	90%	70%	74%	86%
Multiraces	Enrollment	58	117	110	38	105	109	50	129	123	58	121	107	67	108	91	1,391
	Withdrawal	3%	7%	7%	5%	4%	14%	4%	7%	7%	0%	2%	0%	0%	0%	3%	5%
	Success	91%	86%	87%	95%	92%	82%	96%	88%	82%	90%	80%	92%	91%	82%	91%	87%
ALL	Enrollment	630	1,501	1,537	610	1,464	1,467	590	1,426	1,429	650	1,063	1,043	684	903	812	15,809
	Withdrawal	5%	8%	10%	6%	7%	9%	5%	8%	3%	1%	2%	0%	2%	0%	4%	5%
	Success	91%	85%	85%	91%	85%	86%	88%	86%	85%	88%	83%	87%	85%	85%	91%	86%

SKYLINE COLLEGE STUDENT OUTCOMES

Department(s): ADAP, FITN, INDV, KINE, P.E., TEAM



		SU17	FA17	SP18	SU18	FA18	SP19	SU19	FA19	SP20	SU20	FA20	SP21	SU21	FA21	SP22	All Terms
Female	Enrollment	335	642	647	318	599	619	321	619	651	383	479	502	353	349	370	7,187
	Withdrawal	6%	11%	12%	7%	10%	12%	8%	9%	3%	1%	1%	0%	2%	0%	5%	6%
	Success	88%	82%	83%	90%	81%	82%	82%	85%	84%	88%	82%	87%	81%	84%	87%	84%
Male	Enrollment	284	829	862	279	822	815	256	769	747	255	564	523	315	545	432	8,297
	Withdrawal	3%	6%	8%	4%	5%	7%	2%	7%	3%	1%	3%	1%	3%	0%	3%	4%
	Success	94%	88%	87%	92%	88%	89%	95%	86%	88%	88%	83%	87%	90%	86%	94%	88%
Unreported	Enrollment	11	30	28	13	43	33	13	38	31	12	20	18	16	9	10	325
	Withdrawal	9%	7%	18%	0%	7%	3%	0%	5%	0%	0%	0%	0%	13%	*	*	5%
	Success	91%	80%	75%	100%	88%	91%	92%	92%	68%	92%	85%	89%	69%	*	*	85%
ALL	Enrollment	630	1,501	1,537	610	1,464	1,467	590	1,426	1,429	650	1,063	1,043	684	903	812	15,809
	Withdrawal	5%	8%	10%	6%	7%	9%	5%	8%	3%	1%	2%	0%	2%	0%	4%	5%
	Success	91%	85%	85%	91%	85%	86%	88%	86%	85%	88%	83%	87%	85%	85%	91%	86%

SKYLINE COLLEGE STUDENT OUTCOMES

Department(s): ADAP, FITN, INDV, KINE, P.E., TEAM



Am. Ind./Alaska Native		FA17	SP18	FA18	FA19	SP20	SU20	FA20	All Terms
Female	Enrollment			1	1		1	1	4
	Withdrawal			*	*		*	*	*
	Success			*	*		*	*	*
Male	Enrollment	1	1			1			3
	Withdrawal	*	*			*			*
	Success	*	*			*			*
Am. Ind./Alaska Native Total	Enrollment	1	1	1	1	1	1	1	7
	Withdrawal	-100%	-100%	-100%	-100%	-100%	-100%	-100%	29%
	Success	-100%	-100%	-100%	-100%	-100%	-100%	-100%	57%

Asian		SU17	FA17	SP18	SU18	FA18	SP19	SU19	FA19	SP20	SU20	FA20	SP21	SU21	FA21	SP22	All Terms
Female	Enrollment	50	90	100	51	83	79	35	93	105	60	49	72	55	43	56	1,021
	Withdrawal	4%	11%	7%	4%	5%	1%	3%	4%	2%	0%	0%	0%	0%	0%	0%	3%
	Success	88%	84%	85%	94%	87%	97%	89%	95%	91%	97%	90%	92%	96%	95%	95%	91%
Male	Enrollment	39	96	134	36	99	104	36	84	91	33	62	60	51	85	67	1,077
	Withdrawal	10%	4%	4%	8%	7%	5%	0%	2%	3%	0%	3%	0%	0%	0%	6%	4%
	Success	82%	91%	89%	92%	88%	91%	97%	93%	88%	94%	84%	88%	92%	92%	91%	90%
Unreported	Enrollment	4	2	1		7	3		4	2		3	2	1			29
	Withdrawal	*	*	*		*	*		*	*		*	*	*			3%
	Success	*	*	*		*	*		*	*		*	*	*			97%
Asian Total	Enrollment	93	188	235	87	189	186	71	181	198	93	114	134	107	128	123	2,127
	Withdrawal	8%	7%	6%	6%	6%	3%	1%	3%	3%	0%	2%	0%	0%	0%	3%	3%
	Success	85%	88%	87%	93%	88%	94%	93%	94%	90%	96%	87%	90%	94%	93%	93%	91%

Black - Non-Hispanic		SU17	FA17	SP18	SU18	FA18	SP19	SU19	FA19	SP20	SU20	FA20	SP21	SU21	FA21	SP22	All Terms
Female	Enrollment	11	24	18	9	17	35	6	13	14	7	11	18	7	11	15	216
	Withdrawal	*	8%	11%	*	18%	11%	*	31%	0%	*	0%	0%	*	*	*	7%
	Success	*	83%	89%	*	65%	80%	*	31%	79%	*	91%	94%	*	*	*	79%

SKYLINE COLLEGE STUDENT OUTCOMES

Department(s): ADAP, FITN, INDV, KINE, P.E., TEAM



Male	Enrollment	17	36	31	4	26	26	14	34	17	4	14	14	6	15	15	273
	Withdrawal	0%	17%	6%	*	8%	0%	0%	18%	0%	*	*	*	*	0%	*	6%
	Success	100%	72%	84%	*	88%	92%	93%	71%	94%	*	*	*	*	100%	*	85%
Unreported	Enrollment						1		1								2
	Withdrawal						*		*								*
	Success						*		*								*
Black - Non-Hispanic Total	Enrollment	28	60	49	13	43	62	20	48	31	11	25	32	13	26	30	491
	Withdrawal	0%	13%	8%	8%	12%	6%	0%	21%	0%	0%	0%	0%	0%	0%	0%	7%
	Success	96%	77%	86%	92%	79%	85%	85%	60%	87%	82%	96%	78%	85%	77%	100%	83%

Filipino		SU17	FA17	SP18	SU18	FA18	SP19	SU19	FA19	SP20	SU20	FA20	SP21	SU21	FA21	SP22	All Terms
Female	Enrollment	64	133	133	50	105	126	59	103	128	61	90	81	47	64	56	1,300
	Withdrawal	2%	8%	8%	10%	7%	12%	8%	9%	3%	5%	0%	0%	4%	0%	7%	6%
	Success	92%	88%	87%	86%	85%	79%	81%	85%	83%	87%	79%	86%	68%	80%	86%	84%
Male	Enrollment	38	140	135	40	133	191	26	141	146	43	89	99	22	64	56	1,363
	Withdrawal	0%	4%	10%	13%	5%	9%	4%	9%	1%	0%	3%	1%	5%	0%	4%	5%
	Success	100%	90%	86%	85%	87%	86%	92%	84%	90%	81%	82%	91%	82%	67%	93%	87%
Unreported	Enrollment		4	5	2	3	6	3	6	4		1	4				38
	Withdrawal		*	*	*	*	*	*	*	*		*	*				13%
	Success		*	*	*	*	*	*	*	*		*	*				68%
Filipino Total	Enrollment	102	277	273	92	241	323	88	250	278	104	180	184	69	128	112	2,701
	Withdrawal	1%	6%	10%	11%	6%	10%	7%	9%	2%	3%	2%	1%	4%	0%	5%	6%
	Success	95%	89%	86%	86%	86%	83%	85%	84%	87%	85%	80%	89%	72%	73%	89%	85%

Hispanic/Latino		SU17	FA17	SP18	SU18	FA18	SP19	SU19	FA19	SP20	SU20	FA20	SP21	SU21	FA21	SP22	All Terms
Female	Enrollment	94	204	208	107	206	190	108	181	192	130	174	175	124	115	122	2,330
	Withdrawal	10%	15%	13%	7%	10%	15%	12%	10%	4%	1%	2%	0%	2%	1%	7%	8%
	Success	84%	73%	80%	88%	79%	81%	73%	81%	81%	85%	80%	81%	78%	81%	84%	80%
Male	Enrollment	85	281	291	110	291	240	77	233	222	77	167	176	93	152	116	2,611
	Withdrawal	2%	7%	11%	1%	7%	8%	5%	7%	4%	1%	5%	1%	2%	0%	1%	5%
	Success	95%	86%	84%	93%	84%	88%	92%	83%	83%	90%	78%	84%	91%	86%	96%	86%

SKYLINE COLLEGE STUDENT OUTCOMES

Department(s): ADAP, FITN, INDV, KINE, P.E., TEAM



Unreported	Enrollment	4	13	5	5	17	6	4	3	9	5	5	4	6	2	1	89
	Withdrawal	*	0%	*	*	6%	*	*	*	*	*	*	*	*	*	*	3%
	Success	*	77%	*	*	88%	*	*	*	*	*	*	*	*	*	*	81%
Hispanic/ Latino Total	Enrollment	183	498	504	222	514	436	189	417	423	212	346	355	223	269	239	5,030
	Withdrawal	6%	10%	12%	4%	8%	11%	9%	8%	4%	1%	3%	0%	2%	0%	4%	6%
	Success	90%	81%	82%	91%	82%	85%	81%	82%	81%	87%	79%	82%	83%	84%	90%	83%

Pacific Islander		SU17	FA17	SP18	SU18	FA18	SP19	SU19	FA19	SP20	SU20	FA20	SP21	SU21	FA21	SP22	All Terms
Female	Enrollment	13	17	8	9	19	20	10	11	21	5	11	8	16	17	15	200
	Withdrawal	15%	6%	*	*	5%	15%	*	*	*	*	*	*	0%	*	*	8%
	Success	85%	88%	*	*	89%	75%	*	*	*	*	*	*	88%	*	*	85%
Male	Enrollment	3	6	7	4	11	6	5	9	6	2	11	4	3	7	2	86
	Withdrawal	*	*	*	*	*	*	*	*	*	*	*	*	*	*	*	8%
	Success	*	*	*	*	*	*	*	*	*	*	*	*	*	*	*	86%
Pacific Islander Total	Enrollment	16	23	15	13	30	26	15	20	27	7	22	12	19	24	17	286
	Withdrawal	13%	9%	20%	15%	7%	19%	13%	15%	0%	-100%	5%	-100%	0%	0%	6%	8%
	Success	88%	87%	80%	85%	83%	73%	87%	85%	93%	-100%	86%	-100%	89%	92%	88%	85%

White Non-Hispanic		SU17	FA17	SP18	SU18	FA18	SP19	SU19	FA19	SP20	SU20	FA20	SP21	SU21	FA21	SP22	All Terms
Female	Enrollment	66	119	126	67	116	115	67	140	132	80	91	90	69	60	55	1,393
	Withdrawal	8%	7%	17%	6%	14%	9%	4%	8%	2%	0%	1%	0%	4%	0%	4%	6%
	Success	89%	88%	81%	93%	78%	84%	91%	88%	87%	86%	86%	92%	78%	92%	93%	86%
Male	Enrollment	67	181	172	59	174	165	68	165	156	64	131	98	90	136	113	1,839
	Withdrawal	3%	6%	4%	3%	2%	5%	1%	8%	2%	2%	2%	1%	6%	0%	3%	3%
	Success	94%	91%	92%	92%	91%	93%	99%	90%	90%	90%	83%	89%	90%	89%	93%	93%
Unreported	Enrollment	2	3	12	3	6	7	5	13	12	5	4	4	6	4	5	91
	Withdrawal	*	*	*	*	*	*	*	*	*	*	*	*	*	*	*	3%
	Success	*	*	*	*	*	*	*	*	*	*	*	*	*	*	*	88%
White Non-Hispanic Total	Enrollment	135	303	310	129	296	287	140	318	300	149	226	192	165	200	173	3,323
	Withdrawal	5%	6%	10%	5%	7%	6%	3%	8%	2%	1%	2%	1%	5%	0%	3%	5%
	Success	92%	89%	87%	92%	86%	90%	94%	90%	89%	85%	87%	91%	84%	93%	93%	89%

SKYLINE COLLEGE STUDENT OUTCOMES

Department(s): ADAP, FITN, INDV, KINE, P.E., TEAM



Unreported		SU17	FA17	SP18	SU18	FA18	SP19	SU19	FA19	SP20	SU20	FA20	SP21	SU21	FA21	SP22	All Terms
Female	Enrollment	6	11	17	6	14	9	10	31	22	5	11	12	10	8	16	188
	Withdrawal	*	*	12%	*	21%	*	0%	3%	0%	*	0%	*	*	*	19%	6%
	Success	*	*	88%	*	79%	*	90%	94%	77%	*	64%	*	*	*	63%	83%
Male	Enrollment	8	19	20	8	25	22	6	24	22	8	11	12	8	9	11	213
	Withdrawal	*	0%	10%	*	0%	14%	*	4%	5%	*	*	*	*	*	*	4%
	Success	*	100%	90%	*	96%	82%	*	88%	77%	*	*	*	*	*	*	89%
Unreported	Enrollment	1	4	3	2	6	7	1	7	4	2	6	3	3	3		52
	Withdrawal	*	*	*	*	*	*	*	*	*	*	*	*	*	*	*	8%
	Success	*	*	*	*	*	*	*	*	*	*	*	*	*	*	*	87%
Unreported Total	Enrollment	15	34	40	16	45	38	17	62	48	15	28	27	21	20	27	453
	Withdrawal	7%	3%	10%	0%	11%	11%	0%	3%	2%	0%	0%	0%	0%	5%	15%	5%
	Success	93%	94%	90%	100%	87%	84%	88%	92%	75%	93%	79%	89%	90%	70%	74%	86%

Multiraces		SU17	FA17	SP18	SU18	FA18	SP19	SU19	FA19	SP20	SU20	FA20	SP21	SU21	FA21	SP22	All Terms
Female	Enrollment	31	44	37	19	38	45	26	46	37	34	41	46	25	31	35	535
	Withdrawal	3%	16%	14%	11%	8%	22%	8%	11%	11%	0%	0%	0%	0%	0%	6%	8%
	Success	90%	77%	78%	89%	84%	71%	92%	83%	68%	85%	76%	91%	92%	81%	86%	82%
Male	Enrollment	27	69	71	18	63	61	24	79	86	24	79	60	42	77	52	832
	Withdrawal	4%	1%	3%	0%	2%	8%	0%	5%	5%	0%	3%	0%	0%	0%	2%	3%
	Success	93%	91%	93%	100%	97%	89%	100%	91%	88%	96%	82%	92%	90%	83%	94%	91%
Unreported	Enrollment		4	2	1	4	3		4			1	1			4	24
	Withdrawal		*	*	*	*	*		*			*	*			*	4%
	Success		*	*	*	*	*		*			*	*			*	96%
Multiraces Total	Enrollment	58	117	110	38	105	109	50	129	123	58	121	107	67	108	91	1,391
	Withdrawal	3%	7%	7%	5%	4%	14%	4%	7%	7%	0%	2%	0%	0%	0%	3%	5%
	Success	91%	86%	87%	95%	92%	82%	96%	88%	82%	90%	80%	92%	91%	82%	91%	87%

SKYLINE COLLEGE STUDENT OUTCOMES

Department(s): ADAP, FITN, INDV, KINE, P.E., TEAM



MODALITY		SU17	FA17	SP18	SU18	FA18	SP19	SU19	FA19	SP20	SU20	FA20	SP21	SU21	FA21	SP22
FACE TO FACE	Enrollment	450	1,281	1,299	428	1,251	1,233	374	1,162	1,161	270	449	144	140	340	415
	Withdrawal	5%	8%	9%	4%	7%	7%	2%	7%	3%	1%	1%	0%	1%	0%	2%
	Success	92%	87%	86%	94%	86%	88%	95%	88%	87%	85%	88%	94%	99%	94%	95%
ONLINE - ASYNCHRONOUS	Enrollment	180	220	238	182	213	234	216	264	268	380	614	757	519	539	370
	Withdrawal	4%	9%	13%	10%	8%	18%	11%	10%	4%	1%	3%	0%	3%	0%	6%
	Success	88%	77%	79%	83%	80%	76%	75%	78%	78%	90%	79%	85%	82%	79%	87%
ONLINE - SYNCHRONOUS	Enrollment												142	25	24	27
	Withdrawal												0%	0%	0%	0%
	Success												90%	68%	100%	78%
ALL	Enrollment	630	1,501	1,537	610	1,464	1,467	590	1,426	1,429	650	1,063	1,043	684	903	812
	Withdrawal	5%	8%	10%	6%	7%	9%	5%	8%	3%	1%	2%	0%	2%	0%	4%
	Success	91%	85%	85%	91%	85%	86%	88%	86%	85%	88%	83%	87%	85%	85%	91%

MEETING TIME (FACE TO FACE AND HYBRID ONLY)		SU17	FA17	SP18	SU18	FA18	SP19	SU19	FA19	SP20	SU20	FA20	SP21	SU21	FA21	SP22
Afternoon (Starts Between 12:00PM and 4:59PM)	Enrollment	68	216	292	77	299	242	68	213	247	33	117			159	102
	Withdrawal	7%	4%	9%	6%	5%	5%	3%	5%	2%	0%	1%			0%	1%
	Success	88%	92%	88%	91%	95%	90%	97%	92%	89%	52%	87%			97%	91%
Evening (Starts at 5:00PM or After)	Enrollment	54	85	83	41	88	91	33	56	96	18	49			33	37
	Withdrawal	11%	6%	11%	15%	11%	4%	12%	7%	1%	0%	0%			0%	5%
	Success	85%	87%	78%	80%	76%	91%	82%	82%	85%	89%	84%			85%	89%
Morning (Starts Before 12:00PM)	Enrollment	172	849	766	173	703	694	151	660	616	92	132			12	110
	Withdrawal	6%	9%	10%	3%	9%	10%	0%	10%	3%	2%	2%			0%	5%
	Success	90%	85%	86%	96%	83%	86%	95%	86%	85%	87%	90%			83%	95%
Unknown	Enrollment	156	131	158	137	161	206	122	233	202	127	151	144	140	136	166
	Withdrawal	1%	8%	6%	1%	1%	3%	2%	3%	2%	0%	1%	0%	1%	0%	1%
	Success	98%	88%	91%	99%	88%	92%	98%	91%	93%	91%	89%	94%	99%	94%	99%
ALL	Enrollment	450	1,281	1,299	428	1,251	1,233	374	1,162	1,161	270	449	144	140	340	415
	Withdrawal	5%	8%	9%	4%	7%	7%	2%	7%	3%	1%	1%	0%	1%	0%	2%
	Success	92%	87%	86%	94%	86%	88%	95%	88%	87%	85%	88%	94%	99%	94%	95%

SKYLINE COLLEGE STUDENT OUTCOMES
Department(s): ADAP, FITN, INDV, KINE, P.E., TEAM



All Terms
10,397
6%
89%
5,194
5%
81%
218
0%
87%
15,809
5%
86%

All Terms
2,133
4%
91%
764
7%
84%
5,130
8%
86%
2,370
2%
93%
10,397
6%
89%

SKYLINE COLLEGE STUDENT OUTCOMES
Department(s): ADAP, FITN, INDV, KINE, P.E., TEAM



SKYLINE COLLEGE STUDENT OUTCOMES
Department(s): ADAP, FITN, INDV, KINE, P.E., TEAM



SKYLINE COLLEGE STUDENT OUTCOMES
Department(s): ADAP, FITN, INDV, KINE, P.E., TEAM



		SU17	FA17	SP18	SU18	FA18	SP19	SU19	FA19	SP20	SU20	FA20	SP21	SU21	FA21	SP22	All Terms
Low Income:	Enrollment	356	823	808	321	803	845	362	866	851	392	600	601	477	565	508	9,178
	Withdrawal	3%	8%	8%	4%	6%	8%	5%	7%	3%	1%	3%	0%	1%	0%	3%	4%
	Success	94%	86%	87%	93%	86%	88%	91%	88%	86%	90%	83%	90%	89%	88%	93%	88%
Low Income: Yes	Enrollment	274	678	729	289	661	622	228	560	578	258	463	442	207	338	304	6,631
	Withdrawal	8%	8%	11%	8%	8%	11%	7%	10%	3%	0%	2%	0%	6%	0%	5%	6%
	Success	87%	85%	83%	89%	84%	84%	83%	82%	84%	85%	82%	83%	76%	80%	88%	84%
ALL	Enrollment	630	1,501	1,537	610	1,464	1,467	590	1,426	1,429	650	1,063	1,043	684	903	812	15,809
	Withdrawal	5%	8%	10%	6%	7%	9%	5%	8%	3%	1%	2%	0%	2%	0%	4%	5%
	Success	91%	85%	85%	91%	85%	86%	88%	86%	85%	88%	83%	87%	85%	85%	91%	86%

SKYLINE COLLEGE STUDENT OUTCOMES

Department(s): ADAP, FITN, INDV, KINE, P.E., TEAM



		SU17	FA17	SP18	SU18	FA18	SP19	SU19	FA19	SP20	SU20	FA20	SP21	SU21	FA21	SP22	All Terms
Age Under 18	Enrollment	114	174	181	80	170	184	97	134	162	125	123	112	181	98	105	2,040
	Withdrawal	0%	5%	9%	1%	2%	10%	1%	6%	1%	0%	4%	0%	1%	0%	0%	3%
	Success	96%	86%	84%	98%	92%	87%	96%	84%	87%	94%	82%	90%	91%	91%	99%	90%
Age 18 - 22	Enrollment	322	922	930	330	873	881	294	830	839	322	650	640	306	580	487	9,206
	Withdrawal	4%	8%	8%	5%	7%	10%	5%	8%	3%	2%	2%	0%	2%	0%	3%	5%
	Success	94%	86%	87%	91%	84%	85%	87%	87%	87%	89%	84%	88%	89%	86%	92%	87%
Age 23 - 28	Enrollment	81	175	204	91	169	165	66	152	134	89	117	125	74	86	77	1,805
	Withdrawal	9%	10%	16%	7%	8%	8%	6%	13%	4%	1%	2%	1%	3%	0%	12%	7%
	Success	83%	83%	78%	88%	83%	88%	85%	75%	78%	85%	82%	80%	80%	77%	78%	81%
Age 29 - 39	Enrollment	52	118	107	46	108	91	58	93	108	70	93	85	65	67	81	1,242
	Withdrawal	12%	13%	11%	11%	19%	4%	19%	5%	6%	0%	0%	0%	9%	0%	5%	8%
	Success	77%	80%	85%	85%	74%	88%	78%	88%	79%	94%	83%	75%	62%	84%	83%	81%
Age 40 - 49	Enrollment	20	30	31	10	39	41	15	55	45	22	20	30	31	31	21	441
	Withdrawal	20%	10%	26%	0%	10%	7%	0%	13%	2%	0%	0%	0%	3%	0%	5%	7%
	Success	80%	70%	74%	100%	90%	85%	87%	82%	82%	82%	90%	93%	84%	65%	90%	83%
Age 50 - 59	Enrollment	11	25	25	16	25	27	15	38	40	10	23	22	13	15	11	316
	Withdrawal	*	8%	8%	31%	8%	4%	7%	8%	0%	*	4%	0%	8%	0%	*	6%
	Success	*	88%	84%	69%	76%	93%	87%	92%	80%	*	83%	95%	77%	100%	*	85%
Age 60 +	Enrollment	30	57	59	37	80	78	45	124	101	12	37	29	14	26	30	759
	Withdrawal	0%	2%	2%	0%	0%	1%	0%	4%	1%	*	0%	0%	*	4%	3%	1%
	Success	100%	95%	97%	100%	99%	96%	100%	95%	90%	*	65%	97%	*	92%	90%	92%
ALL	Enrollment	630	1,501	1,537	610	1,464	1,467	590	1,426	1,429	650	1,063	1,043	684	903	812	15,809
	Withdrawal	5%	8%	10%	6%	7%	9%	5%	8%	3%	1%	2%	0%	2%	0%	4%	5%
	Success	91%	85%	85%	91%	85%	86%	88%	86%	85%	88%	83%	87%	85%	85%	91%	86%

SKYLINE COLLEGE STUDENT OUTCOMES

Department(s): ADAP, FITN, INDV, KINE, P.E., TEAM



		SU17	FA17	SP18	SU18	FA18	SP19	SU19	FA19	SP20	SU20	FA20	SP21	SU21	FA21	SP22	All Terms
4yr stu take class for 4yr col	Enrollment	43	43	50	32	35	47	26	27	41	28	14	18	30	9	4	447
	Withdrawal	9%	21%	12%	0%	6%	11%	4%	7%	0%	4%	0%	0%	20%	*	*	8%
	Success	86%	77%	82%	100%	89%	89%	96%	93%	85%	89%	86%	94%	63%	*	*	86%
College Preparation	Enrollment	51	56	49	41	64	51	55	65	66	79	45	51	120	51	50	894
	Withdrawal	10%	0%	10%	2%	3%	12%	0%	9%	3%	0%	2%	0%	1%	0%	0%	3%
	Success	90%	88%	78%	98%	91%	82%	93%	85%	82%	95%	80%	98%	89%	94%	94%	89%
CTE Certif/ Career Development	Enrollment	44	81	114	31	78	73	27	58	51	18	31	39	28	23	27	723
	Withdrawal	2%	7%	15%	13%	12%	10%	7%	10%	2%	0%	3%	3%	0%	0%	11%	8%
	Success	93%	90%	83%	74%	78%	88%	93%	76%	80%	89%	87%	79%	75%	91%	81%	84%
Degree/Transfer	Enrollment	379	1,090	1,136	412	1,081	1,117	399	1,073	1,111	460	882	853	423	731	645	11,792
	Withdrawal	4%	8%	10%	7%	7%	9%	7%	7%	3%	1%	2%	0%	2%	0%	4%	5%
	Success	91%	85%	85%	90%	85%	86%	85%	86%	86%	89%	83%	87%	85%	85%	91%	86%
Exploratory	Enrollment	113	231	188	94	206	179	83	203	160	65	91	82	83	89	86	1,953
	Withdrawal	5%	6%	7%	3%	5%	6%	4%	9%	1%	0%	0%	0%	2%	2%	2%	5%
	Success	90%	87%	88%	94%	87%	90%	94%	89%	84%	71%	76%	83%	90%	84%	90%	87%
ALL	Enrollment	630	1,501	1,537	610	1,464	1,467	590	1,426	1,429	650	1,063	1,043	684	903	812	15,809
	Withdrawal	5%	8%	10%	6%	7%	9%	5%	8%	3%	1%	2%	0%	2%	0%	4%	5%
	Success	91%	85%	85%	91%	85%	86%	88%	86%	85%	88%	83%	87%	85%	85%	91%	86%

SKYLINE COLLEGE STUDENT OUTCOMES

Department(s): ADAP, FITN, INDV, KINE, P.E., TEAM



		SU17	FA17	SP18	SU18	FA18	SP19	SU19	FA19	SP20	SU20	FA20	SP21	SU21	FA21	SP22	All Terms
Full Time (12+ Units at SMCCCD)	Enrollment	3	829	786	4	810	802		776	772	3	591	538	5	489	448	6,856
	Withdrawal	*	6%	8%	*	5%	7%		5%	3%	*	2%	0%	*	0%	3%	4%
	Success	*	90%	88%	*	88%	89%		88%	88%	*	86%	88%	*	88%	94%	89%
Part Time (< 12 Units at SMCCCD)	Enrollment	627	672	751	606	654	665	590	650	657	647	472	505	679	414	364	8,953
	Withdrawal	5%	11%	12%	6%	9%	11%	5%	11%	3%	1%	3%	1%	3%	0%	5%	6%
	Success	91%	80%	82%	91%	81%	83%	88%	83%	82%	88%	78%	85%	85%	82%	87%	84%
ALL	Enrollment	630	1,501	1,537	610	1,464	1,467	590	1,426	1,429	650	1,063	1,043	684	903	812	15,809
	Withdrawal	5%	8%	10%	6%	7%	9%	5%	8%	3%	1%	2%	0%	2%	0%	4%	5%
	Success	91%	85%	85%	91%	85%	86%	88%	86%	85%	88%	83%	87%	85%	85%	91%	86%

SKYLINE COLLEGE PRODUCTIVITY

Department(s): ADAP, FITN, INDV, KINE, P.E., TEAM

Year	FTEF	FTE\$	FTE\$ Percent Change	Load	Load Percent Change	Sections	Census Enroll / Section
2017-2018	20.12	405.18		604		128	28.7
2018-2019	19.73	393.48	-2.9%	598	-1.0%	126	28.1
2019-2020	19.04	386.36	-1.8%	609	1.7%	120	28.8
2020-2021	15.92	329.19	-14.8%	620	1.9%	92	29.9
2021-2022	15.96	273.93	-16.8%	515	-17.0%	99	24.2

Term	FTEF	FTE\$	FTE\$ Percent Change	Load	Load Percent Change	Sections	Census Enroll / Section
Fall 2017	8.44	165.71		589		54	27.8
Fall 2018	7.98	163.97	-1.0%	616	4.6%	51	28.7
Fall 2019	7.68	160.94	-1.8%	628	2.0%	49	29.1
Fall 2020	6.23	129.37	-19.6%	623	-0.9%	36	29.4
Fall 2021	6.31	104.89	-18.9%	499	-19.9%	40	22.6
Spring 2018	8.49	169.60		599		52	29.6
Spring 2019	8.41	161.55	-4.7%	576	-3.8%	52	28.2
Spring 2020	8.23	158.48	-1.9%	577	0.2%	50	28.6
Spring 2021	6.63	125.04	-21.1%	566	-2.1%	36	29.0
Spring 2022	6.23	95.27	-23.8%	459	-18.8%	36	22.6
Summer 2017	3.18	69.87		658		22	28.6
Summer 2018	3.33	67.96	-2.7%	612	-7.1%	23	26.5
Summer 2019	3.13	66.94	-1.5%	643	5.1%	21	28.3
Summer 2020	3.05	74.77	11.7%	735	14.4%	20	32.5
Summer 2021	3.43	73.77	-1.3%	646	-12.1%	23	29.7