



## The Report on Athletic Program Participation Rates and Financial Support Data for Skyline College from July 1, 2015 – June 30, 2016 Summary Page

This report, more commonly known as the EADA report, must be completed each year by October 15<sup>th</sup> and made available upon request to students, prospective students and the public. A prospective student is defined as an individual who has contacted an eligible institution requesting information concerning admission to that institution.

Skyline College must submit their EADA data to the Secretary of Education within 15 days of making it available to students, prospective students and the public. The sole mechanism for submitting the data is via the EADA web-based data collection, commonly known as the EADA Survey. Data submitted online are migrated to the Office of Postsecondary Education's (OPE's) public dissemination website at <http://ope.ed.gov/athletics> for anyone to view. Skyline College submitted our data via the web portal on Friday, September 23, 2016.

Attached to this summary is the information that was submitted. It's important to note the following related to the data:

A total of 152 students, 94 male and 58 female, were on team rosters for the eight sports sponsored at Skyline College during the 2015-2016 reporting period with a ratio of 62% male and 38% female. The breakdown of participation was Women's Badminton – 9 females, Baseball – 36 males, Men's Basketball – 16 males, Women's Basketball – 15 females, Men's Soccer – 22 males, Women's Soccer – 21 females, Women's Volleyball – 13 females, Men's Wrestling – 20 males. No students participated in multiple sports. During the same 2015-2016 reporting period, the ratio of full-time male undergraduates was 52%, and the ratio of full time female undergraduates was 48%.

Skyline College does not offer an intercollegiate football program. Total expenses and revenues for the men's intercollegiate basketball program during the 2015-2016 reporting period was \$79,684. Total expenses and revenues for the women's intercollegiate basketball program during the 2015-2016 reporting period was \$57,361. The difference is largely due to the fact that the men's basketball coach is a full-time employee of the college and the women's basketball coach is a part-time employee. Total expenses and revenues for all male sports, other than basketball, was \$250,893, and total expenses and revenues for all female sports, other than basketball, was \$171,466. \$330,063 of total expenses and revenues was not attributable to a particular sport.

Skyline College is part of the California Community College Athletic Association (CCCCAA). As a California community college, Skyline College is prohibited from offering athletic related financial aid to any student. In addition, Skyline College is prohibited from offering any inducement or subsidy to a student that is not available to any and all students or is in any way tied to their participation in athletics. While being able to contact students electronically throughout the state of California, Skyline College is prohibited from recruiting outside our geographic area as defined by CCCCCAA Bylaw 2. Finally, participation in athletics at a California community college is considered a co-curricular activity and as such is governed not only by the CCCCCAA Constitution and Bylaws but by the California Education Code and Title V.

# Equity in Athletics Disclosure Act Completion Certificate

Equity in Athletics Disclosure Act (EADA) data for

**Skyline College**  
**123509**

were completed and locked on September 23, 2016.

Thank you for your participation in the 2016 data collection.

This certificate was prepared on September 23, 2016.

# Equity in Athletics 2016

## Institution Information

### Registration

Institution: Skyline College (123509)

User ID: E1235091

\*Required fields are indicated with asterisks (\*).

Skyline College (123509)	
First Name*	Joseph
Last Name*	Morello
Title*	Dean of Kinesiology, Athletics and Dance
Address 1*	Skyline College
Address 2	3300 College Dr.
City*	San Bruno
State*	CA
Zip*	94066 - <input type="text"/>
Phone*	650 - <input type="text"/> - <input type="text"/> - <input type="text"/>
Extension	
Fax	<input type="text"/> - <input type="text"/> - <input type="text"/>
E-mail Address*	morelloj@smccd.edu
Confirm E-mail Address*	
Comment	* Please use this box if you would like to provide additional contact information such as a cell phone number or the best time to reach you if there are questions about your survey. Also, if the person listed above is not the person who enters the data, please provide the name and contact information for the person who enters the data. This information is for the survey help desk staff only. It will not be seen by the public.

# Identification

\*Please enter/review all applicable information. Required fields are indicated with asterisks (\*).

## General Information

Institution Name	Skyline College
Address 1*	3300 College Dr
Address 2	
City*	San Bruno
State*	CA
ZIP Code*	94066 - 1698
Telephone*	650 - 738 - 4100 Ext.

## Athletic Department

Athletic Director Name*	Joseph Morello
Address 1*	3300 COLLEGE DR
Address 2	
City*	SAN BRUNO
State*	CA
ZIP Code*	94066 -
Telephone*	650 - 738 - 4293 Ext.

## Chief Administrative Officer

Chief Administrative Officer's Name*	Dr. Regina Stanback Stroud
Title*	President
Telephone*	650 - 738 - 4251 Ext.
Fax	650 - 738 - 4200
E-mail Address*	stroudr@smccd.edu

**EADA General****Designated Reporting Year\***

Note: The reporting period must be 12 months. The dates for the reporting year should be consistent from year to year.

**Begins: (MM/DD)** 07/01 /2015    **Ends: (MM/DD)** 06/30 /2016

Number of full-time undergraduates by gender. The numbers below were reported on your institution's 2014-15 IPEDS Survey and should not be changed unless they were reported incorrectly to IPEDS. If the numbers are incorrect, please call the EADA Help Desk to correct them.

	Number	Percent
Male full-time undergraduates	1234	52 %
Female full-time undergraduates	1149	48 %
<b>Total full-time undergraduates</b>	<b>2383</b>	<b>100 %</b>

**Athletic Sanctioning Body for the designated reporting year (select one)\***

- |  |  |
|--|--|
| <input type="radio"/> NCAA Division I-FBS                | <input type="radio"/> NAIA Division I    |
| <input type="radio"/> NCAA Division I-FCS                | <input type="radio"/> NAIA Division II   |
| <input type="radio"/> NCAA Division I without football   | <input type="radio"/> NJCAA Division I   |
| <input type="radio"/> NCAA Division II with football     | <input type="radio"/> NJCAA Division II  |
| <input type="radio"/> NCAA Division II without football  | <input type="radio"/> NJCAA Division III |
| <input type="radio"/> NCAA Division III with football    | <input type="radio"/> NCCAA Division I   |
| <input type="radio"/> NCAA Division III without football | <input type="radio"/> NCCAA Division II  |
| <input type="radio"/> CCCAA                              | <input type="radio"/> NWAC               |
| <input type="radio"/> Independent                        | <input type="radio"/> USCAA              |
| <input checked="" type="radio"/> Other                   |  |

**Other Description:** California community college

**Update Status**

Date Completed: 9/19/2016  
 Update Status: Updated

# Equity in Athletics 2016

Institution: Skyline College (123509)  
User ID: E1235091

## Screening Questions

Please answer these questions carefully as your responses will determine which subsequent data entry screens are appropriate for your institution.

### 1. How will you report Operating (Game-day) Expenses?

By Team

Per Participant

### 2. Select the type of varsity sports teams at your institution.

- Men's Teams
- Women's Teams
- Coed Teams

### 3. Do any of your teams have assistant coaches?

Yes

- Men's Teams
- Women's Teams
- Coed Teams

No

- If you save the data on this screen, then return to the screen to make changes, note the following:
- 1) If you select an additional type of team remember to include associated data for that type of team on subsequent screens;
- 2) If you delete a type of team but have already entered associated data on other screens, all associated data for that type of team will be deleted from subsequent screens. However, because the survey system has to recalculate the totals, you must re-save every screen.

## Sports Selection - Men's and Women's Teams

Select the varsity sports teams at your institution.				
Sport	Men's	Women's Sport	Men's	Women's
Archery	<input type="checkbox"/>	<input type="checkbox"/> Badminton	<input type="checkbox"/>	<input checked="" type="checkbox"/>
Baseball	<input checked="" type="checkbox"/>	Basketball	<input checked="" type="checkbox"/>	<input checked="" type="checkbox"/>
Beach Volleyball	<input type="checkbox"/>	<input type="checkbox"/> Bowling	<input type="checkbox"/>	<input type="checkbox"/>
Cross Country	<input type="checkbox"/>	<input type="checkbox"/> Diving	<input type="checkbox"/>	<input type="checkbox"/>
Equestrian	<input type="checkbox"/>	<input type="checkbox"/> Fencing	<input type="checkbox"/>	<input type="checkbox"/>
Field Hockey		<input type="checkbox"/> Football	<input type="checkbox"/>	
Golf	<input type="checkbox"/>	<input type="checkbox"/> Gymnastics	<input type="checkbox"/>	<input type="checkbox"/>
Ice Hockey	<input type="checkbox"/>	<input type="checkbox"/> Lacrosse	<input type="checkbox"/>	<input type="checkbox"/>
Rifle	<input type="checkbox"/>	<input type="checkbox"/> Rodeo	<input type="checkbox"/>	<input type="checkbox"/>
Rowing	<input type="checkbox"/>	<input type="checkbox"/> Sailing	<input type="checkbox"/>	<input type="checkbox"/>
Skiing	<input type="checkbox"/>	<input type="checkbox"/> Soccer	<input checked="" type="checkbox"/>	<input checked="" type="checkbox"/>
Softball		<input type="checkbox"/> Squash	<input type="checkbox"/>	<input type="checkbox"/>
Swimming	<input type="checkbox"/>	<input type="checkbox"/> Swimming and Diving (combined)	<input type="checkbox"/>	<input type="checkbox"/>
Synchronized Swimming		<input type="checkbox"/> Table Tennis	<input type="checkbox"/>	<input type="checkbox"/>
Team Handball	<input type="checkbox"/>	<input type="checkbox"/> Tennis	<input type="checkbox"/>	<input type="checkbox"/>
Track and Field (Indoor)	<input type="checkbox"/>	<input type="checkbox"/> Track and Field (Outdoor)	<input type="checkbox"/>	<input type="checkbox"/>
Track and Field and Cross Country (combined)	<input type="checkbox"/>	<input type="checkbox"/> Volleyball	<input type="checkbox"/>	<input checked="" type="checkbox"/>
Water Polo	<input type="checkbox"/>	<input type="checkbox"/> Weight Lifting	<input type="checkbox"/>	<input type="checkbox"/>
Wrestling	<input checked="" type="checkbox"/>	<input type="checkbox"/> Other Sports (Specify sports in the caveat box.)*	<input type="checkbox"/>	<input type="checkbox"/>

CAVEAT

\* If you indicated in the caveat box that your other sports are Dancing and/or Cheerleading, please also specify in the caveat box that your institution has a letter from the Office for Civil Rights confirming that the OCR has determined that Dancing and/or Cheerleading are varsity sports at your institution.

- If you save the data on this screen, then return to the screen to make changes, note the following:
- 1) If you select an additional team remember to include associated data for that sport on subsequent screens;
- 2) If you delete a sport but have already entered associated data on other screens, all associated data for that sport will be deleted from subsequent screens. However, because the survey system has to recalculate the totals, you must re-save every screen.

## Athletics Participation - Men's and Women's Teams

Enter the number of participants as of the day of the first scheduled contest.

Varsity Teams	Men's Teams	Women's Teams
Badminton		9
Baseball	36	
Basketball	16	15
Soccer	22	21
Volleyball		13
Wrestling	20	
Total Participants Men's and Women's Teams	94	58
Unduplicated Count of Participants	94	58

(This is a head count. If an individual participates on more than one team, count that individual only once on this line.)

### CAVEAT

(For each men's or women's team that includes opposite sex participants, specify the number of male and the number of female students on that team in this caveat box. This does not apply for coed teams. Additionally, provide any other clarifying information here.)

If you save the data on this screen, then return to the screen to make changes, please note you must re-save every screen because the survey system has to recalculate the totals.



## Head Coaches - Men's Teams

For each men's team, indicate whether the head coach is male or female, was assigned to the team on a full-time or part-time basis, and whether the coach was employed by the institution on a full-time basis or on a part-time or volunteer basis, by entering a 1 in the appropriate field. The Swimming and Diving (combined) fields allow up to 2 head coaches. The Track and Field and Cross Country (combined) fields allow up to 3.


Varsity Teams	Male Head Coaches				Female Head Coaches				Total Head Coaches
	Assigned to Team on a Full-Time Basis	Assigned to Team on a Part-Time Basis	Full-Time Institution Employee	Part-Time Institution Employee or Volunteer	Assigned to Team on a Full-Time Basis	Assigned to Team on a Part-Time Basis	Full-Time Institution Employee	Part-Time Institution Employee or Volunteer	
Baseball		1	1						1
Basketball		1	1						1
Soccer		1		1					1
Wrestling		1		1					1
Coaching Position Totals	0	4	2	2	0	0	0	0	4
CAVEAT									



## Head Coaches - Women's Teams

For each women's team, indicate whether the head coach is male or female, was assigned to the team on a full-time or part-time basis, and whether the coach was employed by the institution on a full-time basis or on a part-time or volunteer basis, by entering a 1 in the appropriate field. The Swimming and Diving (combined) fields allow up to 2 head coaches. The Track and Field and Cross Country (combined) fields allow up to 3.

Varsity Teams	Male Head Coaches				Female Head Coaches				Total Head Coaches
	Assigned to Team on a Full-Time Basis	Assigned to Team on a Part-Time Basis	Full-Time Institution Employee	Part-Time Institution Employee or Volunteer	Assigned to Team on a Full-Time Basis	Assigned to Team on a Part-Time Basis	Full-Time Institution Employee	Part-Time Institution Employee or Volunteer	
Badminton						1	1		1
Basketball		1		1					1
Soccer		1	1						1
Volleyball						1		1	1
Coaching Position Totals	0	2	1	1	0	2	1	1	4
CAVEAT									



## Head Coaches' Salaries - Men's and Women's Teams

Enter only salaries and bonuses that your institution pays head coaches as compensation for coaching. Do not include benefits on this screen.

Do not include volunteer coaches in calculating the average salary and the Full-Time Equivalent (FTE) Total.

For help calculating the FTE total click on the Instructions link on this screen.

	Men's Teams	Women's Teams
Average Annual Institutional Salary per Head Coaching Position (for coaching duties only)	28,596	25,321
Number of Head Coaching Positions Used to Calculate the Average	4	4
Number of Volunteer Head Coaching Positions (Do not include these coaches in your salary or FTE calculations.)	0	0
Average Annual Institutional Salary per Full-time equivalent (FTE)	101,225	93,781
Sum of Full-Time Equivalent (FTE) Positions Used to Calculate the Average	1.13	1.08

CAVEAT

Head Coaches are compensated as instructional faculty for the intercollegiate class they teach. Compensation rates are based on a scale that is collectively bargained and is based on education and experience. The FTE reported here is based on a full-time assignment over an academic year.

## Assistant Coaches - Men's Teams

For each men's team, indicate whether the assistant coach is male or female, was assigned to the team on a full-time or part-time basis, and whether the coach was employed by the institution on a full-time basis or on a part-time or volunteer basis, by entering a 1 in the appropriate field.


Varsity Teams	Male Assistant Coaches				Female Assistant Coaches				Total Assistant Coaches
	Assigned to Team on a Full-Time Basis	Assigned to Team on a Part-Time Basis	Full-Time Institution Employee	Part-Time Institution Employee or Volunteer	Assigned to Team on a Full-Time Basis	Assigned to Team on a Part-Time Basis	Full-Time Institution Employee	Part-Time Institution Employee or Volunteer	
Baseball		5		5					5
Basketball		1		1					1
Soccer		3		3					3
Wrestling		1		1					1
Coaching Position Totals	0	10	0	10	0	0	0	0	10
CAVEAT									



## Assistant Coaches - Women's Teams

For each women's team, indicate whether the assistant coach is male or female, was assigned to the team on a full-time or part-time basis, and whether the coach was employed by the institution on a full-time basis or on a part-time or volunteer basis, by entering a 1 in the appropriate field.

Varsity Teams	Male Assistant Coaches				Female Assistant Coaches				Total Assistant Coaches
	Assigned to Team on a Full-Time Basis	Assigned to Team on a Part-Time Basis	Full-Time Institution Employee	Part-Time Institution Employee or Volunteer	Assigned to Team on a Full-Time Basis	Assigned to Team on a Part-Time Basis	Full-Time Institution Employee	Part-Time Institution Employee or Volunteer	
Badminton						2		2	2
Basketball		2		2		1		1	3
Soccer						3		3	3
Volleyball						2		2	2
Coaching Position Totals	0	2	0	2	0	8	0	8	10
CAVEAT									



## Assistant Coaches' Salaries - Men's and Women's Teams

Enter only salaries and bonuses that your institution pays assistant coaches as compensation for coaching. Do not include benefits on this screen.  
Do not include volunteer coaches in calculating the average salary and the Full-Time Equivalent (FTE) Total.  
For help calculating the FTE total click on the Instructions link on this screen.

	Men's Teams	Women's Teams
Average Annual Institutional Salary per Assistant Coaching Position (for coaching duties only)	3,938	2,750
Number of Assistant Coaching Positions Used to Calculate the Average	8	9
Number of Volunteer Assistant Coaching Positions (Do not include these coaches in your salary or FTE calculations.)	2	1
Average Annual Institutional Salary per Full-time equivalent (FTE)	31,504	24,750
Sum of Full-Time Equivalent (FTE) Positions Used to Calculate the Average	1.00	1.00

CAVEAT

Assistant coaches are compensated on a different basis than head coaches. Assistant coaches receive a stipend and are not compensated as faculty, administration or hourly employees. They may or may not be certificated. Calculation of FTE is based on dividing the calculated average institutional salary per FTE by the entry level of a full-time instructional aide with no experience which is 60,000 per year.

## Athletically Related Student Aid - Men's and Women's Teams

Athletically related student aid is any scholarship, grant, or other form of financial assistance, offered by an institution, the terms of which require the recipient to participate in a program of intercollegiate athletics at the institution. Other student aid, of which a student-athlete simply happens to be the recipient, is not athletically related student aid. If you do not have any aid to report, enter a 0.

	Men's Teams	Women's Teams	Total
Amount of Aid	0	0	0
Ratio (percent)	0	0	100%
CAVEAT			

As a California community college, Skyline College is not allowed to award athletically related financial aid.

## Recruiting Expenses - Men's and Women's Teams

Recruiting expenses are all expenses an institution incurs attributable to recruiting activities. This includes, but is not limited to, expenses for lodging, meals, telephone use, and transportation (including vehicles used for recruiting purposes) for both recruits and personnel engaged in recruiting, and other expenses for official and unofficial visits, and all other expenses related to recruiting. If you do not have any recruiting expenses to report, enter a 0.

	Men's Teams	Women's Teams	Total
Total	0	0	0
CAVEAT			

As a California community college, it would be illegal to offer a recruiting inducement to any prospect that does not reside in our recruiting area. Because of this prohibition and the fact that all remaining prospects reside in geographic proximity to the campus, no inducements are offered. At Skyline College, we have no recruiting budget for expenses. As part of their job responsibilities, coaches are expected to recruit.




## Operating (Game-Day) Expenses - Men's and Women's Teams per Participant

Operating expenses are all expenses an institution incurs attributable to home, away, and neutral-site intercollegiate athletic contests (commonly known as "game-day expenses"), for (A) Lodging, meals, transportation, uniforms, and equipment for coaches, team members, support staff (including, but not limited to team managers and trainers), and others; and (B) Officials.  
 For a sport with a men's team and a women's team that have a combined budget, click here for special instructions.  
 Report actual numbers, not budgeted or estimated numbers. Please do not round beyond the next dollar.

Varsity Teams	Participants	Men's Teams		Women's Teams		By Total Operating Team	Operating Expenses
		Operating Expenses per Participant	By Team Participants	Operating Expenses per Participant	By Team Participants		
Basketball	16	1,715	27,440	15	1,739	26,085	53,525
Badminton				9	906	8,154	8,154
Baseball	36	2,119	76,284				76,284
Soccer	22	994	21,868	21	1,156	24,276	46,144
Volleyball				13	1,036	13,468	13,468
Wrestling	20	423	8,460				8,460
Total Operating Expenses Men's and Women's Teams	94		134,052	58		71,983	206,035

CAVEAT



Note: This screen is for game-day expenses only.

## Total Expenses - Men's and Women's Teams

Enter all expenses attributable to intercollegiate athletic activities. This includes appearance guarantees and options, athletically related student aid, contract services, equipment, fundraising activities, operating expenses, promotional activities, recruiting expenses, salaries and benefits, supplies, travel, and any other expenses attributable to intercollegiate athletic activities.

Report actual numbers, not budgeted or estimated numbers. Please do not round beyond the next dollar.

<b>Varsity Teams</b>	<b>Men's Teams</b>	<b>Women's Teams</b>	<b>Total</b>
Basketball	79,684	57,361	137,045
Badminton		49,763	49,763
Baseball	144,873		144,873
Soccer	58,381	73,911	132,292
Volleyball		47,792	47,792
Wrestling	47,729		47,729
Total Expenses of all Sports, Except Football and Basketball, Combined	250,983	171,466	422,449
Total Expenses Men's and Women's Teams	330,667	228,827	559,494
Not Allocated by Gender/Sport (Expenses not attributable to a particular sport or sports)			330,063
Grand Total Expenses			889,557

CAVEAT

Expenses not attributable to any sport include sports information, laundry, general use supplies, repairs and general awards. Athletic training supplies, equipment and salaries / benefits are also included. Finally, half the salaried position and benefits for the Division Assistant, Instructional Aide and Dean / AD are designated as not attributable to any particular sport.

## Total Revenues - Men's and Women's Teams

Your total revenues must cover your total expenses.

Enter all revenues attributable to intercollegiate athletic activities. This includes revenues from appearance guarantees and options, an athletic conference, tournament or bowl games, concessions, contributions from alumni and others, institutional support, program advertising and sales, radio and television, royalties, signage and other sponsorships, sport camps, state or other government support, student activity fees, ticket and luxury box sales, and any other revenues attributable to intercollegiate athletic activities.

Report actual numbers, not budgeted or estimated numbers. Please do not round beyond the next dollar.

<b>Varsity Teams</b>	<b>Men's Teams</b>	<b>Women's Teams</b>	<b>Total</b>
Basketball	79,684	57,361	137,045
Badminton		49,763	49,763
Baseball	144,873		144,873
Soccer	58,381	73,911	132,292
Volleyball		47,792	47,792
Wrestling	47,729		47,729
Total Revenues of all Sports, Except Football and Basketball, Combined	250,983	171,466	422,449
Total Revenues Men's and Women's Teams	330,667	228,827	559,494
Not Allocated by Gender/Sport (Revenues not attributable to a particular sport or sports)			330,063
Grand Total for all Teams (includes by team and not allocated by gender/sport)			889,557

CAVEAT

## Summary - Men's and Women's Teams

**Your Grand Total Revenues must be equal to or greater than your Grand Total Expenses or you will not be able to lock your survey.**

	Men's Teams	Women's Teams	Total
1 Total of Head Coaches' Salaries	114,384	101,284	215,668
2 Total of Assistant Coaches' Salaries	31,504	24,750	56,254
3 Total Salaries (Lines 1+2)	145,888	126,034	271,922
4 Athletically Related Student Aid	0	0	0
5 Recruiting Expenses	0	0	0
6 Operating (Game-Day) Expenses	134,052	71,983	206,035
7 Summary of Subset Expenses (Lines 3+4+5+6)	279,940	198,017	477,957
8 Total Expenses for Teams	330,667	228,827	559,494
9 Total Expenses for Teams Minus Subset Expenses (Line 8 – Line 7)	50,727	30,810	81,537
10 Not Allocated Expenses			330,063
11 Grand Total Expenses (Lines 8+10)			889,557
12 Total Revenues for Teams	330,667	228,827	559,494
13 Not Allocated Revenues			330,063
14 Grand Total Revenues (Lines 12+13)			889,557
15 Total Revenues for Teams minus Total Expenses for Teams (Line 12-Line 8)	0	0	0
16 Grand Total Revenues Minus Grand Total Expenses (Line 14- Line 11)			0

To return to a data entry screen, click on the link in the Navigation Menu.

To proceed to the Supplemental Information screen, click on the link in the Navigation Menu or click on the "Next" button on this screen.

## Supplemental Information (optional)

This screen may be used to help the reader better understand the data you have provided, or to help a prospective student-athlete make an informed choice of an athletics program. This information will be viewable on the EADA public website. Please do not include the names of individuals or write messages to the help desk. To explain specific data entered on a previous screen, please use the caveat box on that screen.

Consistent with the overall mission, vision and values of the college, athletics is designed to provide an environment that stresses critical thinking and skill development while encouraging diversity, personal growth, discipline, assertiveness, persistence, honesty, sensitivity and emotional control. The goals and practices of our athletic program are to sponsor intercollegiate competitive sports in accordance with conference rules and the State Athletic Constitution with a "student first" philosophy; foster programs of men's and women's intercollegiate athletics that are consistent with students educational objectives with an emphasis on retention, completion and matriculation; provide quality facilities for teaching and participation that are sustainable, accessible and serve as a community connection; encourage excellence in performance by all participants in intercollegiate athletics, as well as recognize the link that exists between scholarship and athletic achievement.