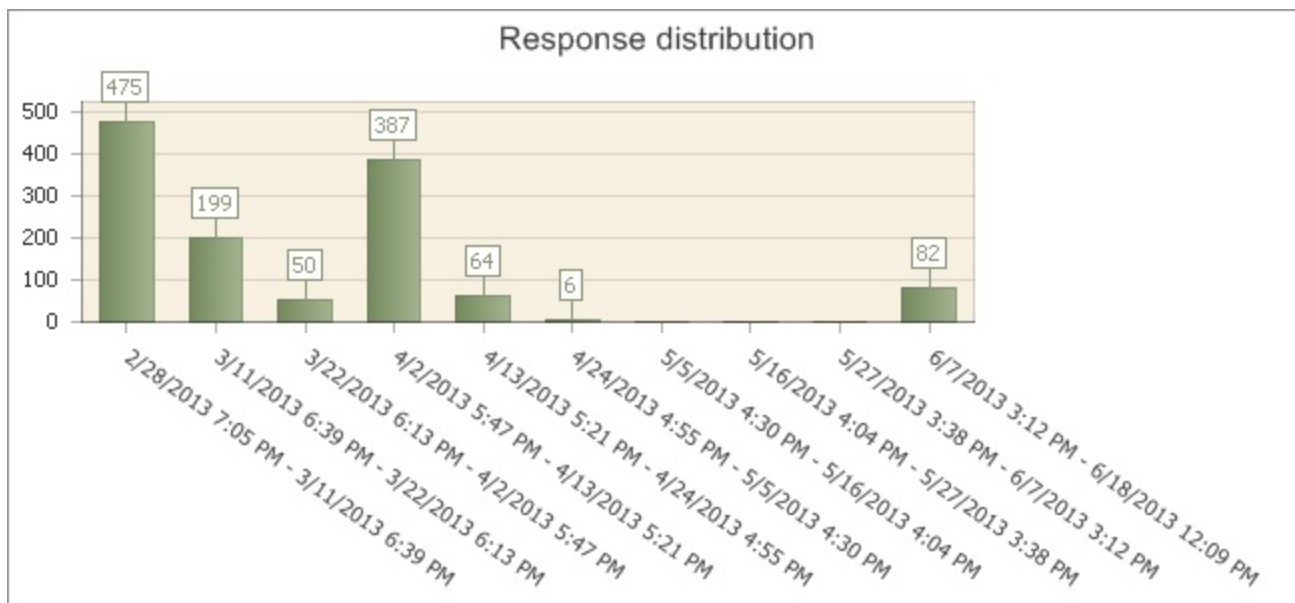


Summary of surveys in the report

Survey	# Pages	# Questions	Date opened	Date closed	Responses	# Complete responses
SMCCD Spring 2013 Career Technical Education Survey	6	37	2/28/2013		1263	1131



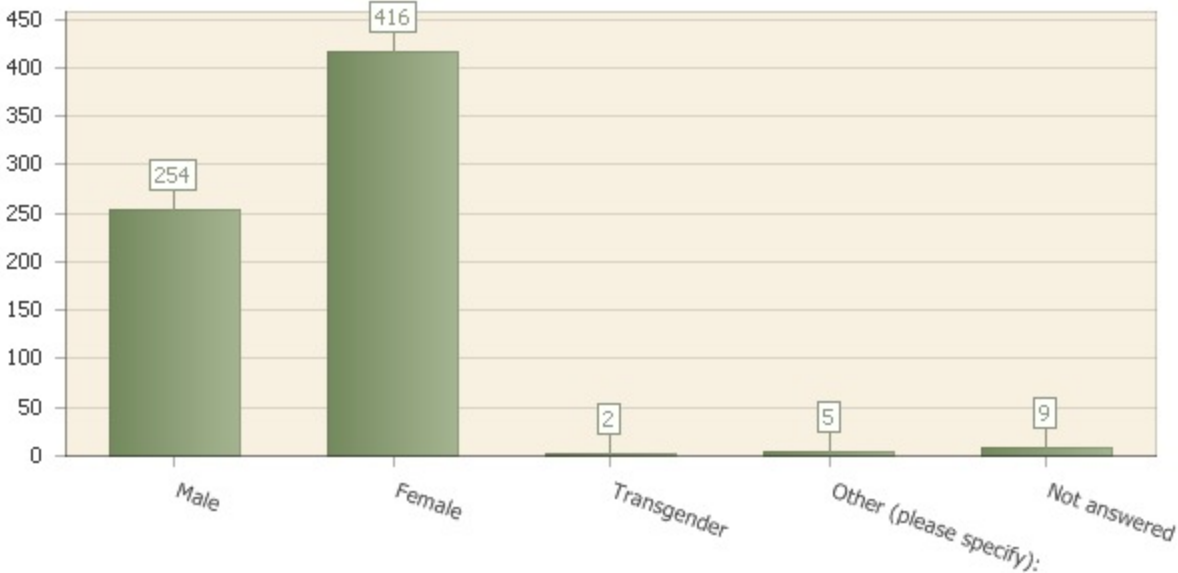
1.1.2. P1Q2

With which gender group do you most commonly identify?

Question type: Multiple choice

Number of responses: 677

Number of respondents: 686



Answer	Count	Percent answer
Male	254	37.0%
Female	416	60.6%
Transgender	2	0.3%
Other (please specify):	5	0.7%
Not answered	9	1.3%

Textual answers

Date	Respondent	Answer
3/11/2013	Anonymous	
3/13/2013	Anonymous	
3/18/2013	Anonymous	

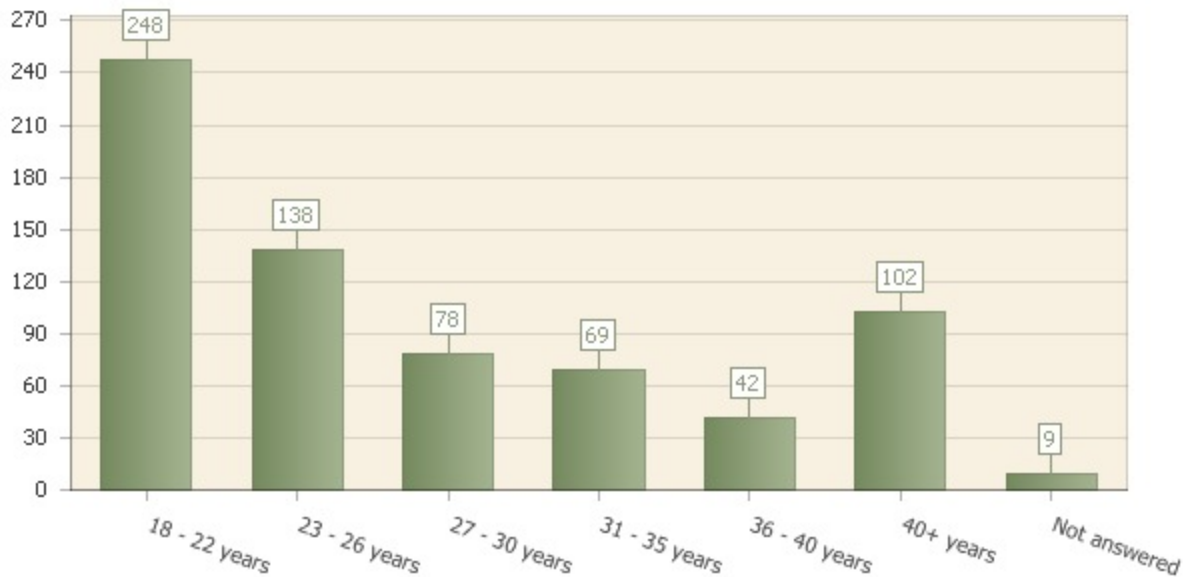
1.1.3. P1Q3

To which of the following age groups do you belong?

Question type: Multiple choice

Number of responses: 677

Number of respondents: 686



Answer	Count	Percent answer
18 - 22 years	248	36.2%
23 - 26 years	138	20.1%
27 - 30 years	78	11.4%
31 - 35 years	69	10.1%
36 - 40 years	42	6.1%
40+ years	102	14.9%
Not answered	9	1.3%

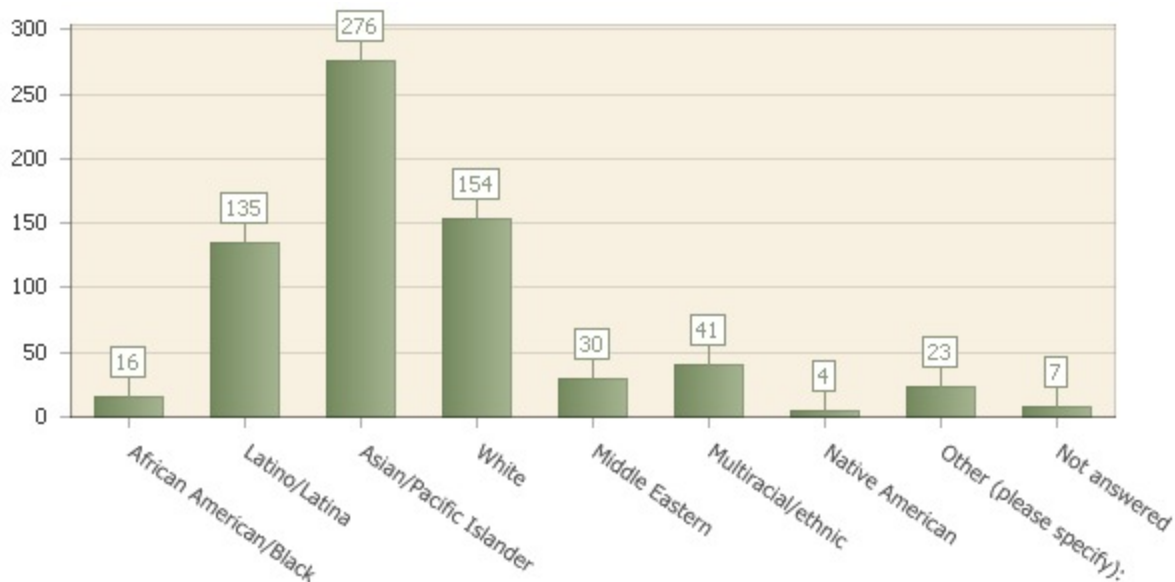
1.1.4. P1Q4

With which racial or ethnic group do you most commonly identify?

Question type: Multiple choice

Number of responses: 679

Number of respondents: 686



Answer	Count	Percent answer
African American/Black	16	2.3%
Latino/Latina	135	19.7%
Asian/Pacific Islander	276	40.2%
White	154	22.4%
Middle Eastern	30	4.4%
Multiracial/ethnic	41	6.0%
Native American	4	0.6%
Other (please specify):	23	3.4%
Not answered	7	1.0%

Textual answers

Date	Respondent	Answer
3/1/2013	Anonymous	Burmese
3/1/2013	Anonymous	white, filipino
3/3/2013	Anonymous	Ukrainian
3/4/2013	Anonymous	All
3/4/2013	Anonymous	middle eastern
3/5/2013	Anonymous	burmese
3/5/2013	Anonymous	Puerto rican filipino and african american
3/6/2013	Anonymous	Chinese/Portuguese
3/6/2013	Anonymous	Filipino
3/7/2013	Anonymous	Mixed Heritage
3/7/2013	Anonymous	fijian
3/8/2013	Anonymous	South American - Peruvian
3/11/2013	Anonymous	half Braailian half caucasian
3/13/2013	Anonymous	Filipino/White
3/14/2013	Anonymous	asian cantonese
3/15/2013	Anonymous	Filipino
3/17/2013	Anonymous	==
3/18/2013	Anonymous	Asian/White
3/18/2013	Anonymous	mixed culture
3/19/2013	Anonymous	arabic
3/26/2013	Anonymous	arab
4/14/2013	Anonymous	arabic

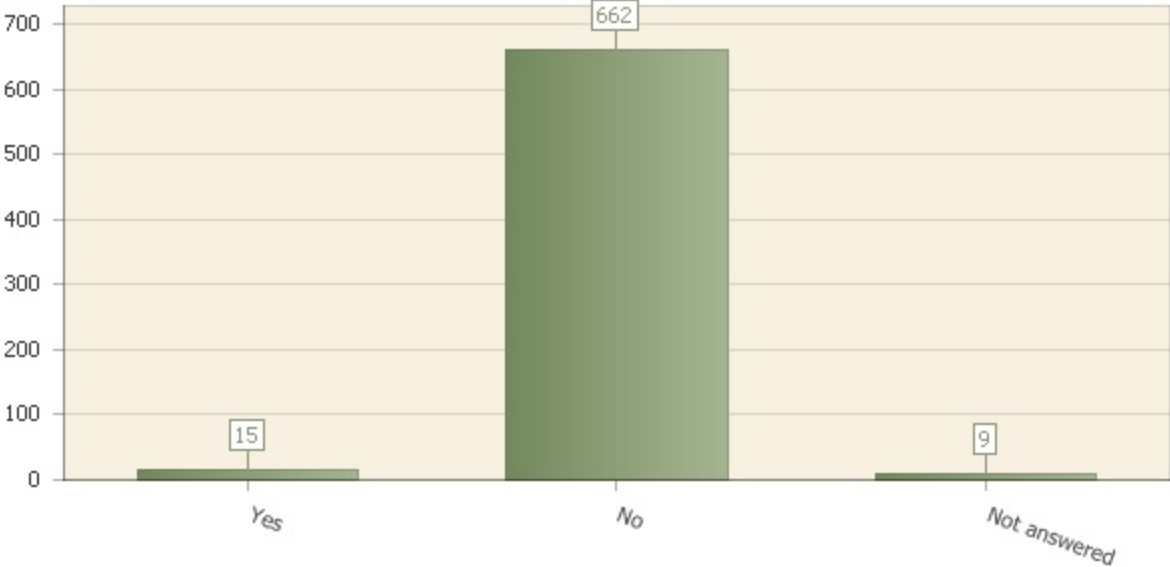
1.1.5. P1Q5

Are you an international student?

Question type: Multiple choice

Number of responses: 677

Number of respondents: 686



Answer	Count	Percent answer
Yes	15	2.2%
No	662	96.5%
Not answered	9	1.3%

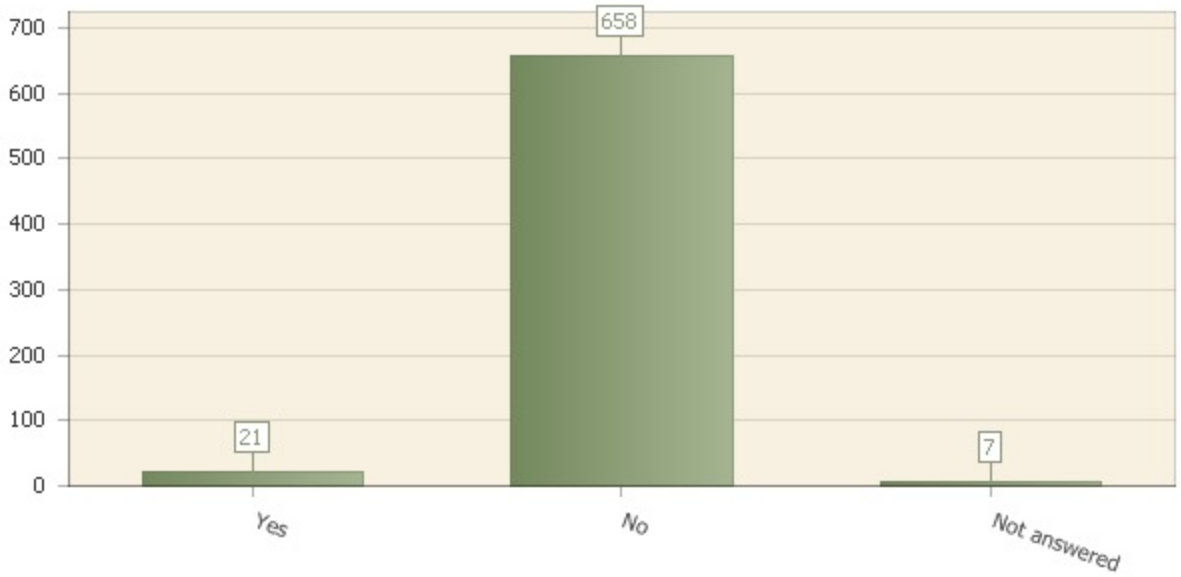
1.1.6. P1Q6

Are you a veteran of the armed forces?

Question type: Multiple choice

Number of responses: 679

Number of respondents: 686



Answer	Count	Percent answer
Yes	21	3.1%
No	658	95.9%
Not answered	7	1.0%

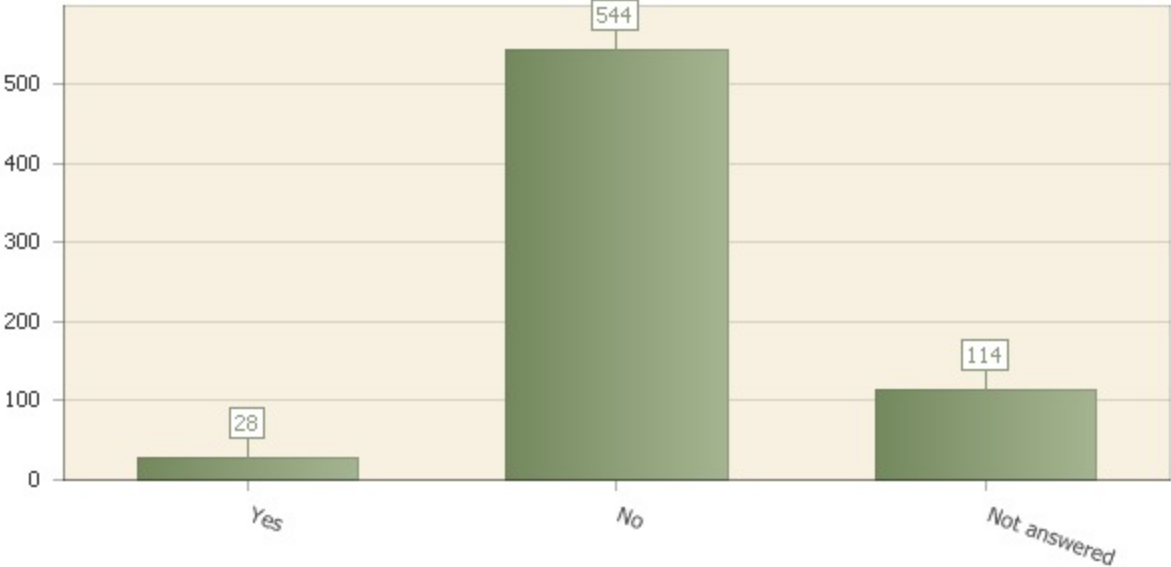
1.1.7. P1Q7

If so, are you receiving any benefits?

Question type: Multiple choice

Number of responses: 572

Number of respondents: 686



Answer	Count	Percent answer
Yes	28	4.1%
No	544	79.3%
Not answered	114	16.6%

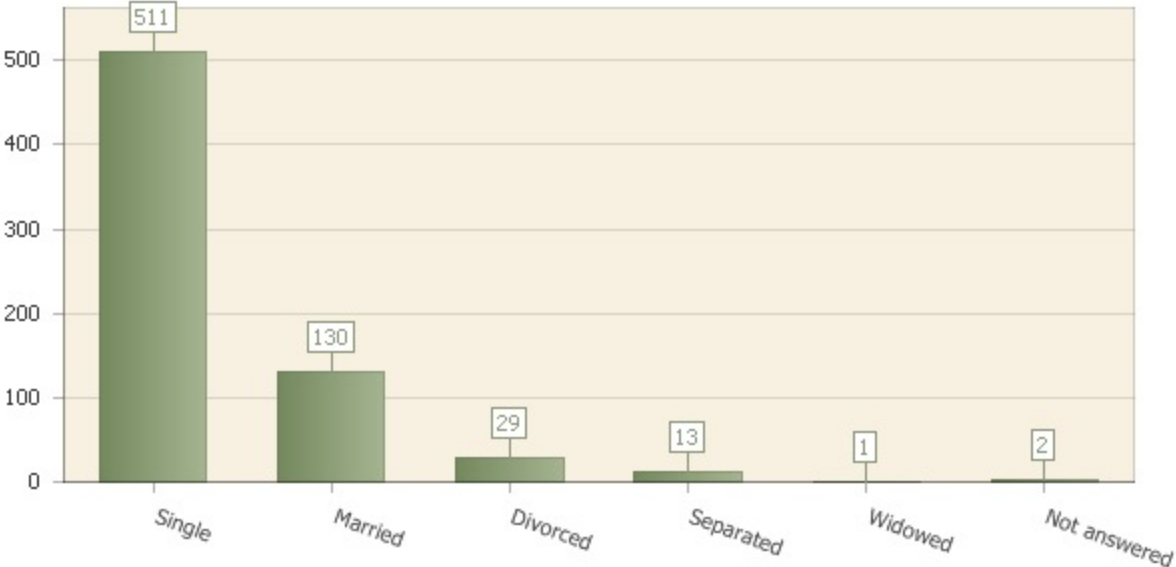
1.1.8. P2Q1

What is your marital status?

Question type: Multiple choice

Number of responses: 684

Number of respondents: 686



Answer	Count	Percent answer
Single	511	74.5%
Married	130	19.0%
Divorced	29	4.2%
Separated	13	1.9%
Widowed	1	0.1%
Not answered	2	0.3%

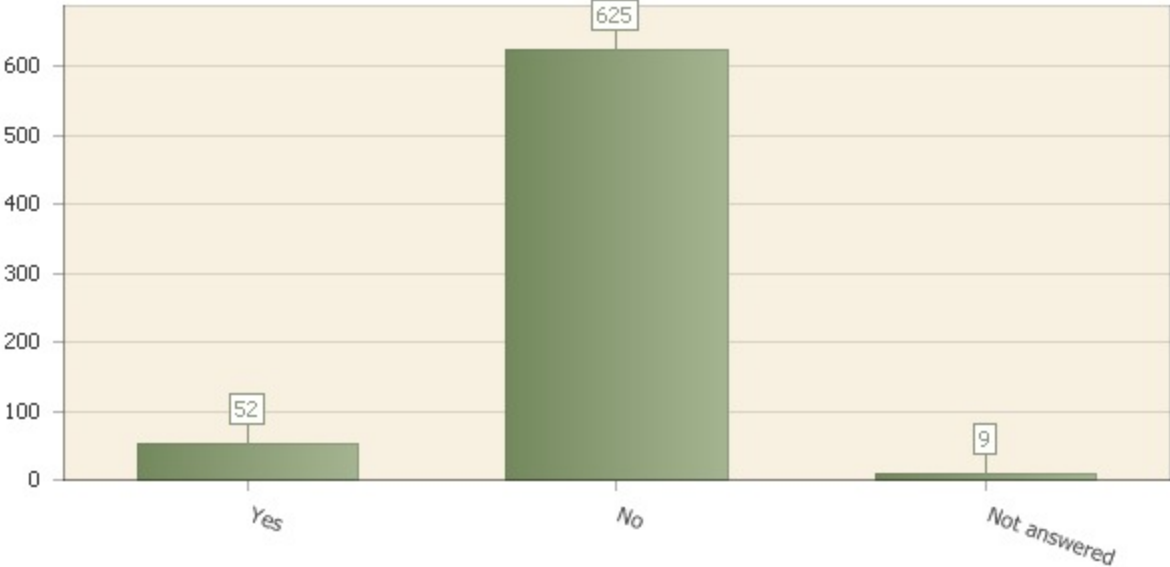
1.1.9. P2Q2

Are you a single parent with custody of one or more minor children?

Question type: Multiple choice

Number of responses: 677

Number of respondents: 686



Answer	Count	Percent answer
Yes	52	7.6%
No	625	91.1%
Not answered	9	1.3%

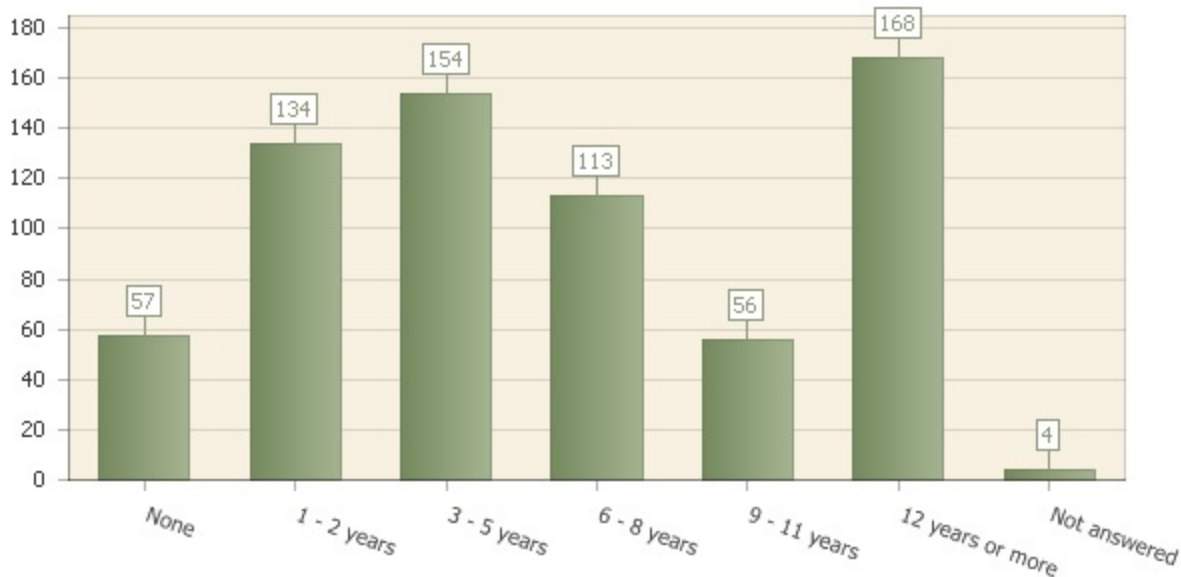
1.1.10. P2Q3

How many years of work experience do you have?

Question type: Multiple choice

Number of responses: 682

Number of respondents: 686



Answer	Count	Percent answer
None	57	8.3%
1 - 2 years	134	19.5%
3 - 5 years	154	22.4%
6 - 8 years	113	16.5%
9 - 11 years	56	8.2%
12 years or more	168	24.5%
Not answered	4	0.6%

1.1.11. P2Q4

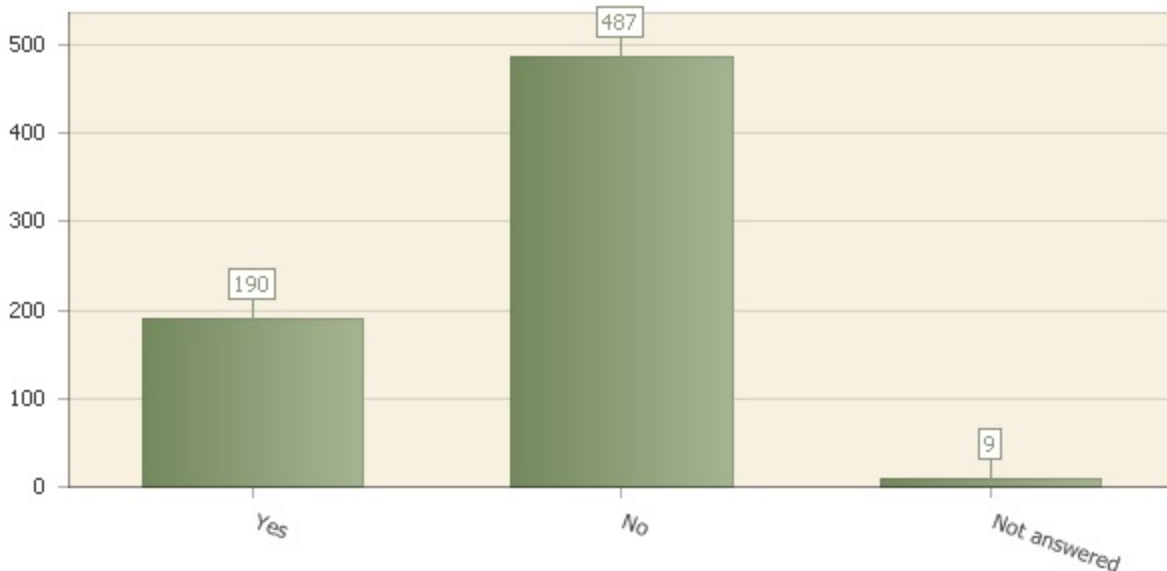
Please answer the following questions concerning employment:

Question type: Matrix & Multimatrix

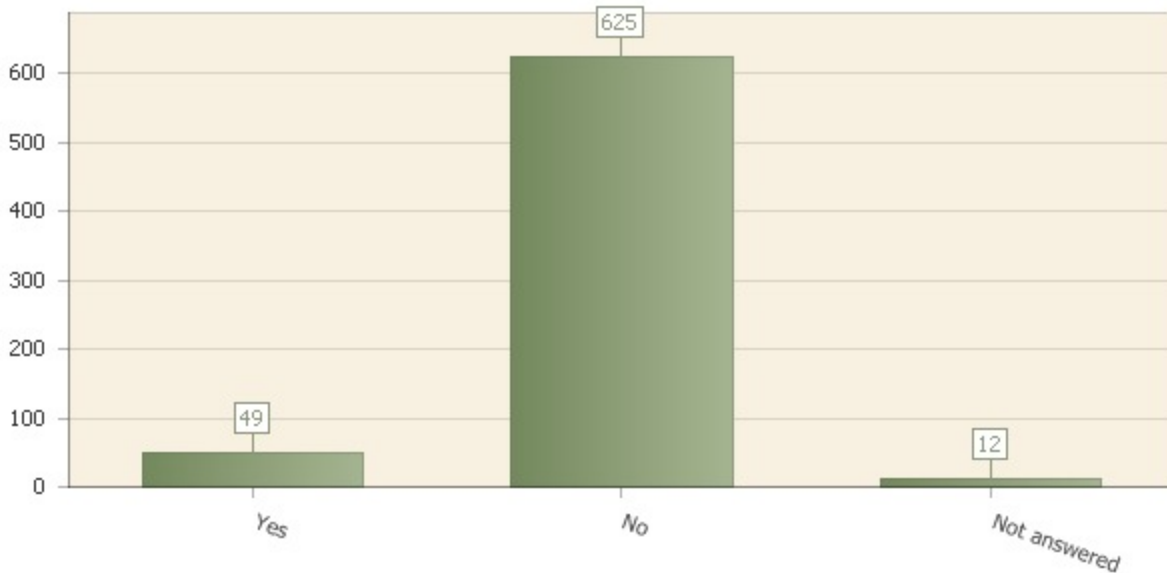
Number of responses: 683

Number of respondents: 686

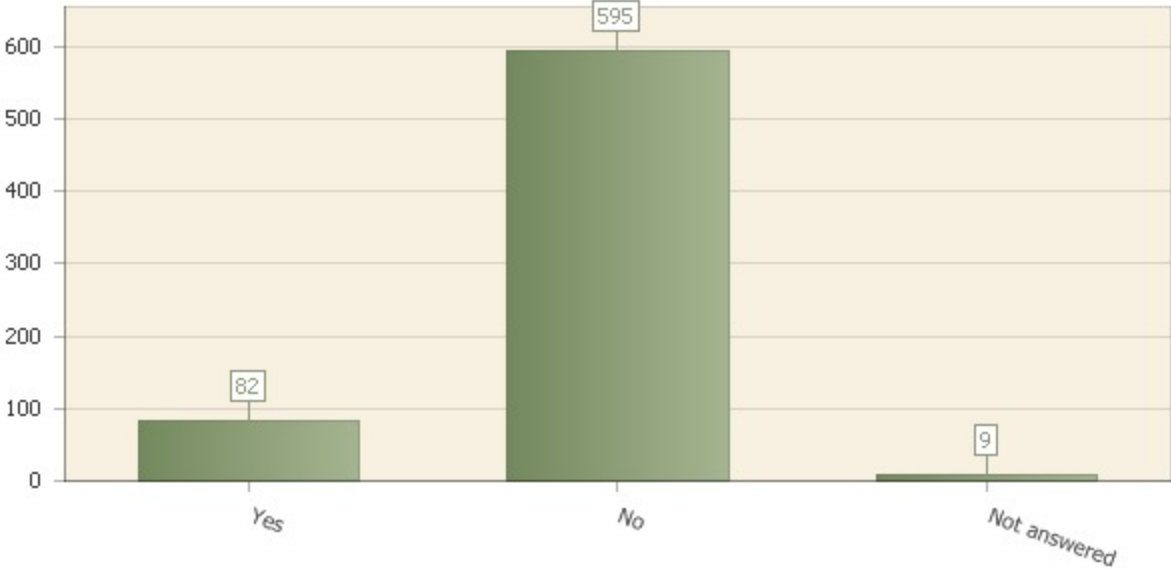
Have you spent more than one year outside of the job market in the last two years?



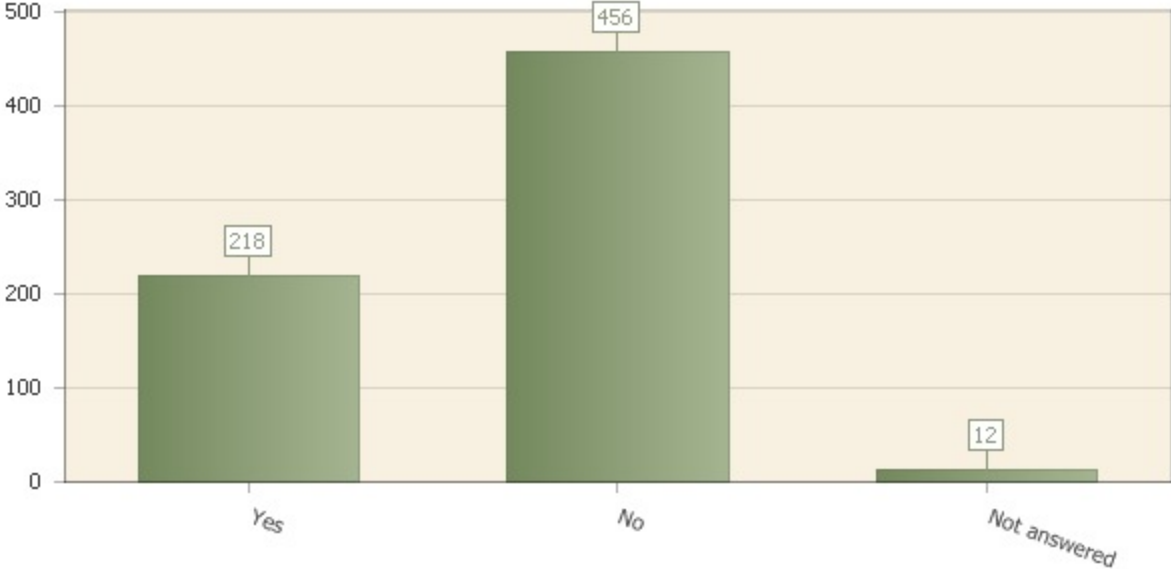
Have you been dependent on the public assistance of a relative (who is no longer able to support you)?



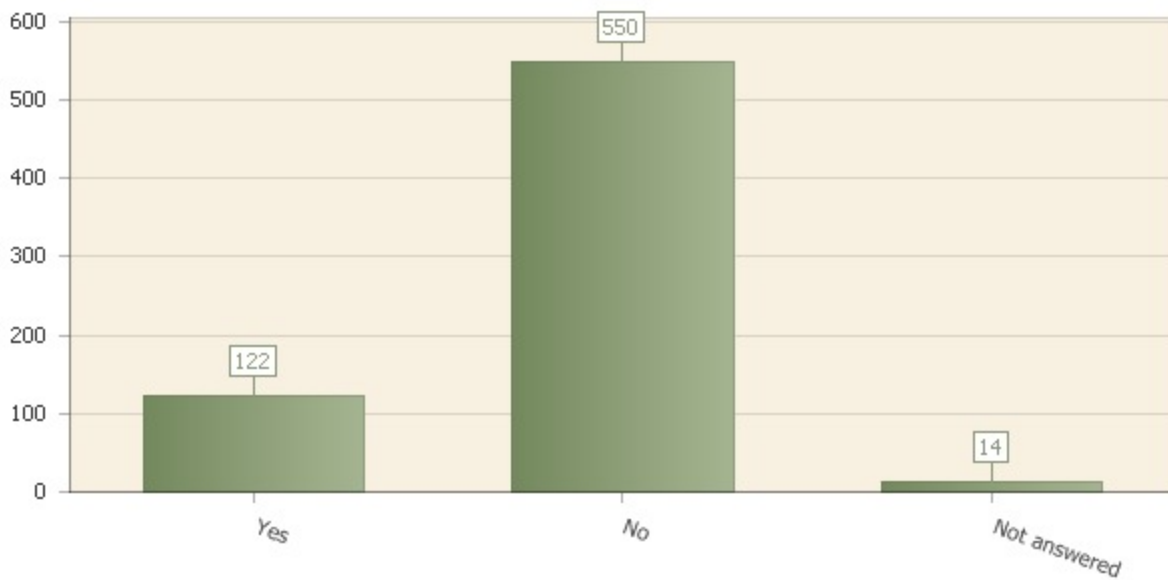
Have you been dependent on the income of a relative (who is no longer able to support you)?



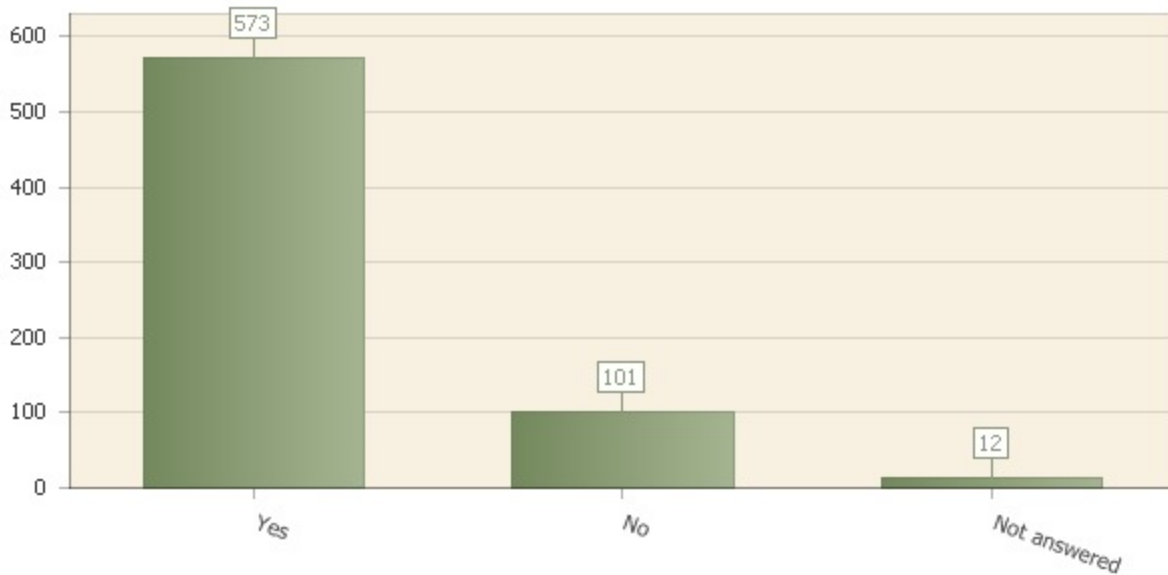
Are you unemployed?



Are you underemployed (working at a job/position that is less than your training or past employment level)?



Are you attending college to develop job skills?



Matrix row	Not answered	Yes	No
Have you spent more than one year outside of the job market in the last two years?	9 (1.3%)	190 (27.7%)	487 (71.0%)
Have you been dependent on the public assistance of a relative (who is no longer able to support you)?	12 (1.7%)	49 (7.1%)	625 (91.1%)
Have you been dependent on the income of a relative (who is no longer able to support you)?	9 (1.3%)	82 (12.0%)	595 (86.7%)
Are you unemployed?	12 (1.7%)	218 (31.8%)	456 (66.5%)
Are you underemployed (working at a job/position that is less than your training or past employment level)?	14 (2.0%)	122 (17.8%)	550 (80.2%)
Are you attending college to develop job skills?	12 (1.7%)	573 (83.5%)	101 (14.7%)

1.1.12. P2Q5

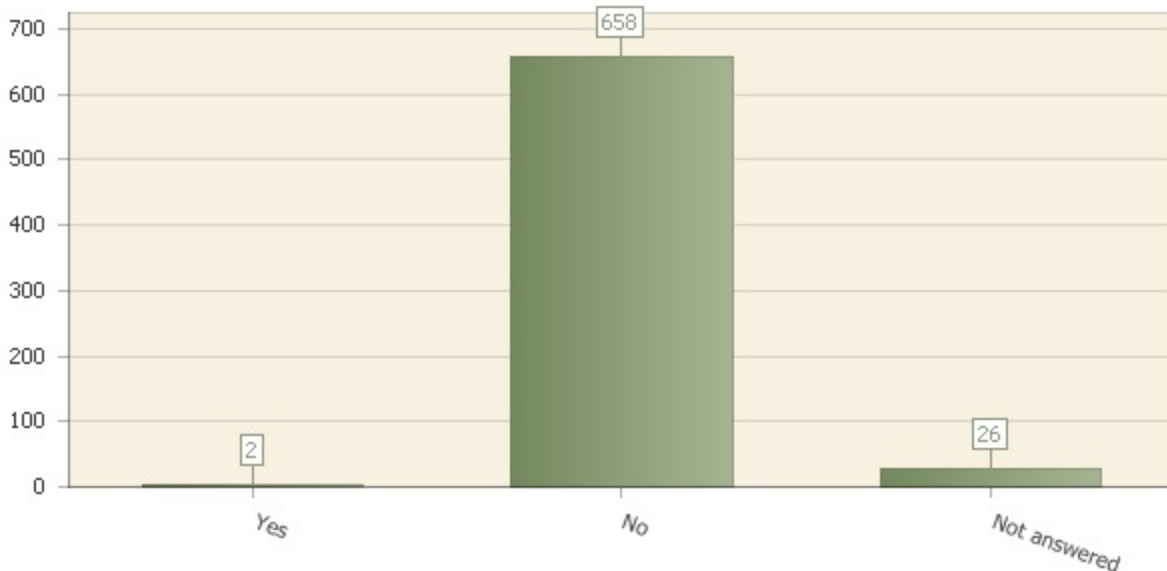
Are you currently receiving economic assistance from any of the following?

Question type: Matrix & Multimatrix

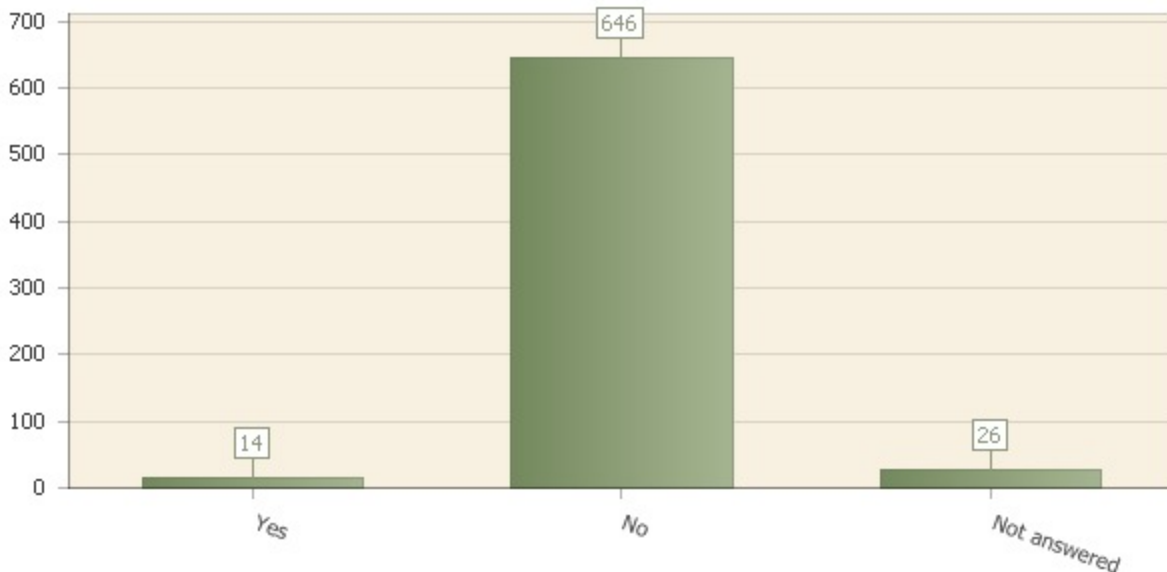
Number of responses: 680

Number of respondents: 686

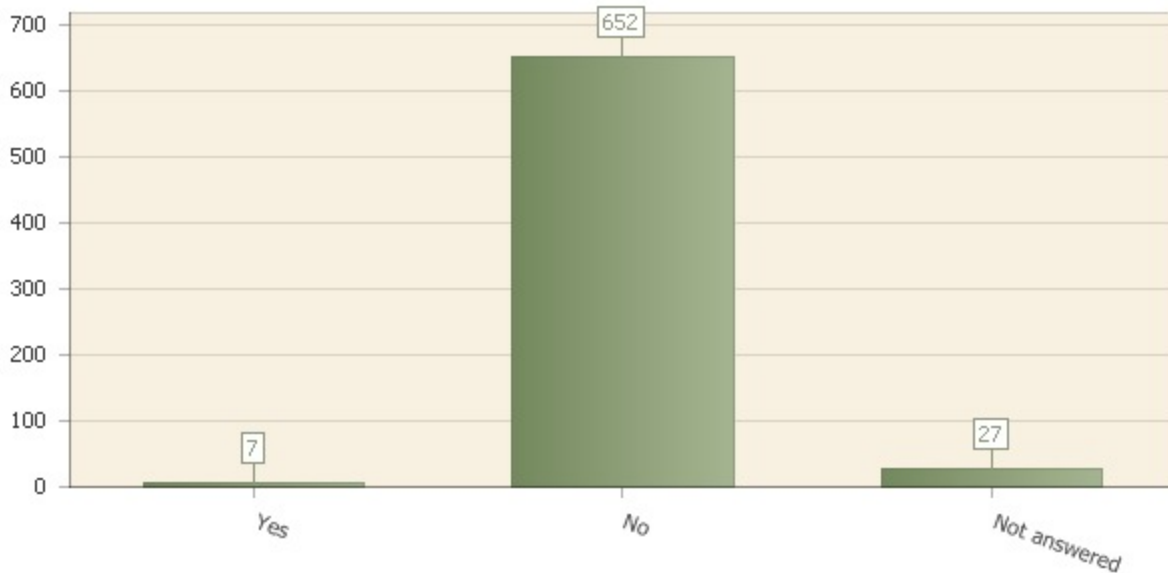
Workforce Investment Act



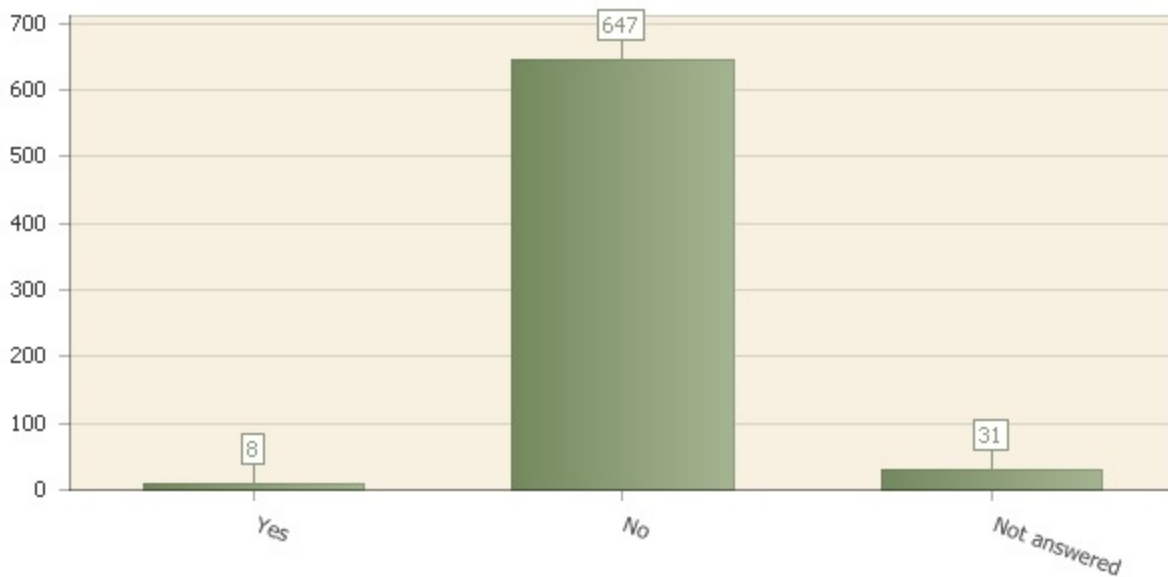
TANF/CalWORKS



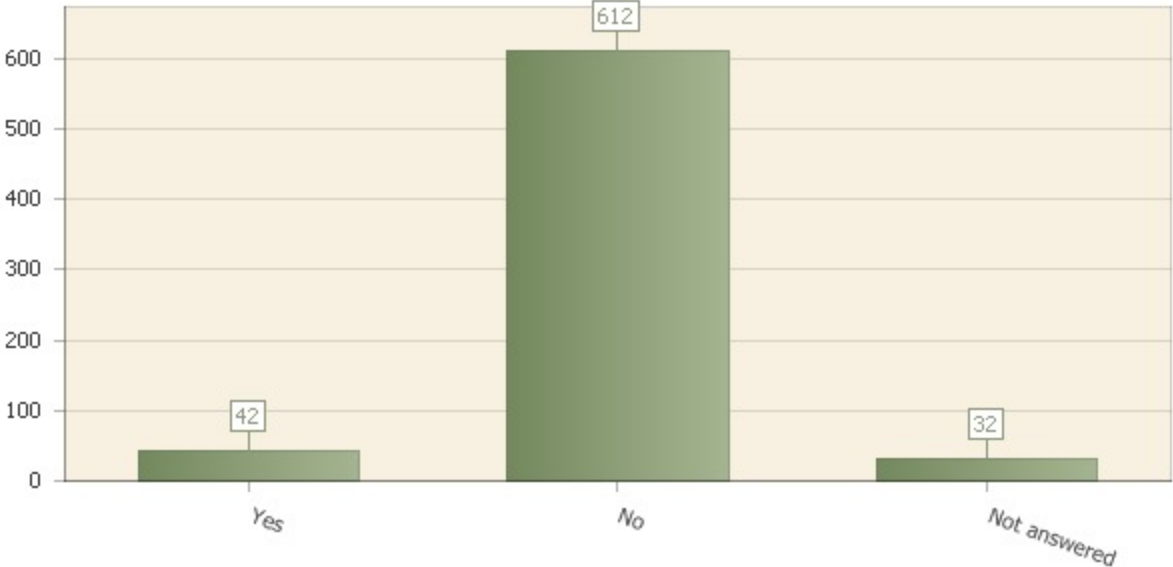
Supplemental Security Income (SSI)



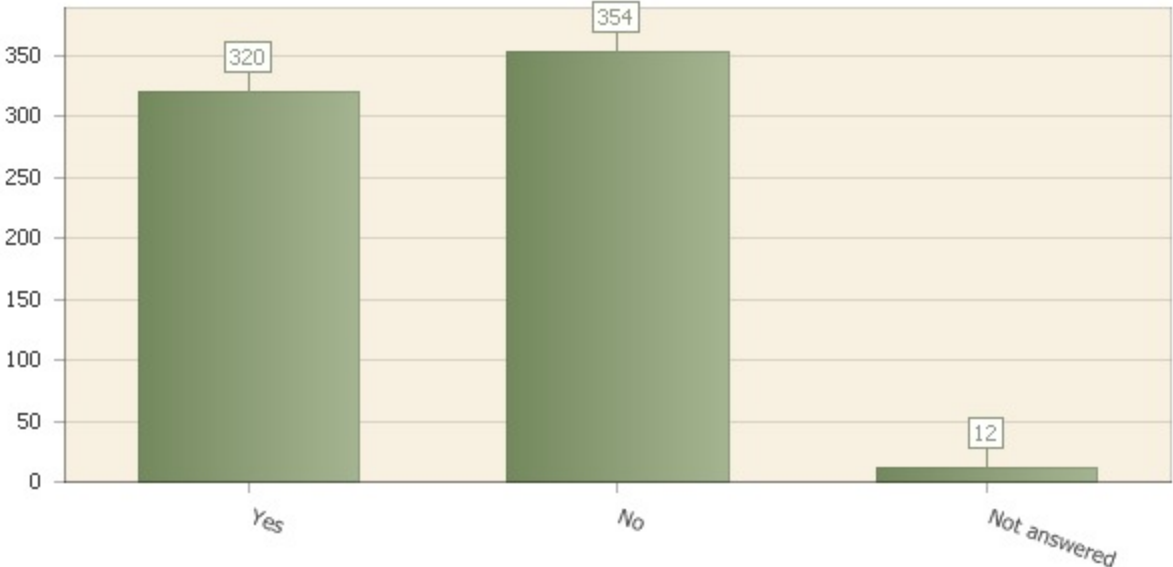
General Assitance (GA)



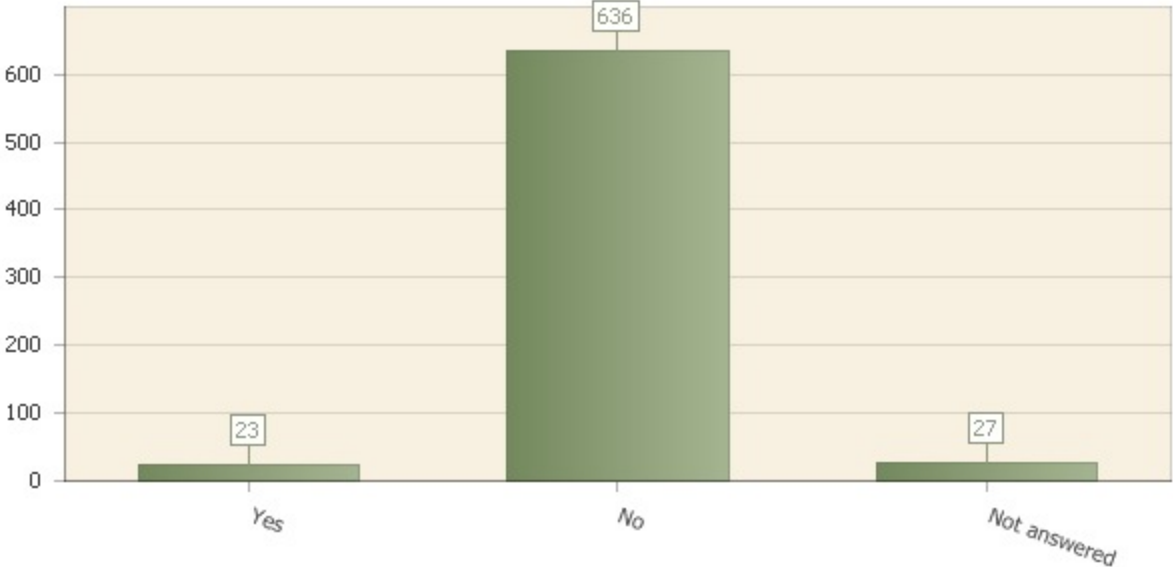
Extended Opportunity Program & Services (EOPS)



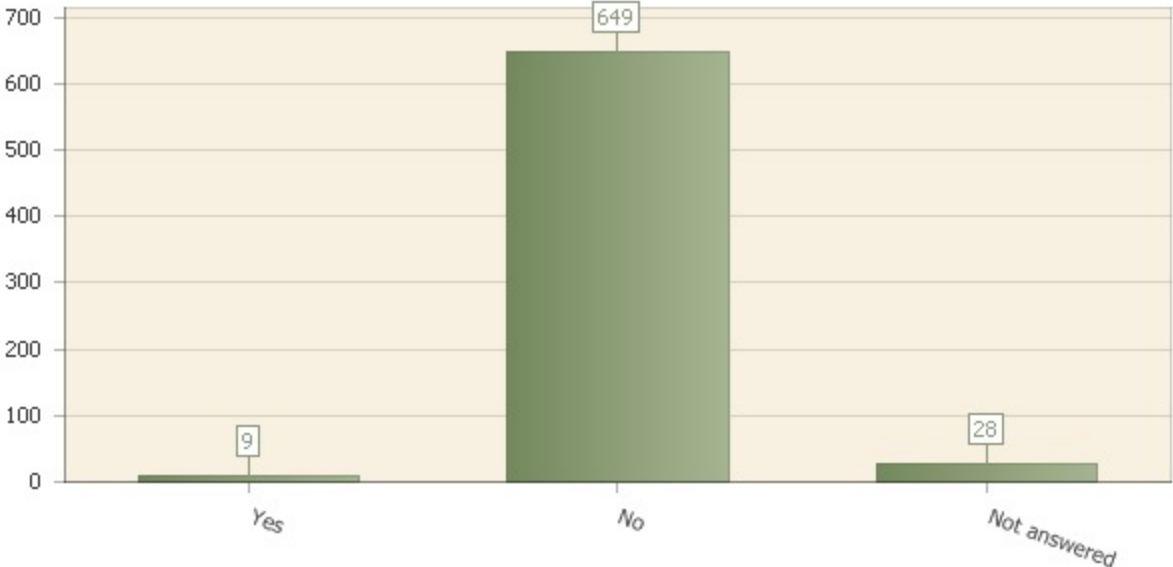
Financial Aid (Pell Grant, BOGG or other)



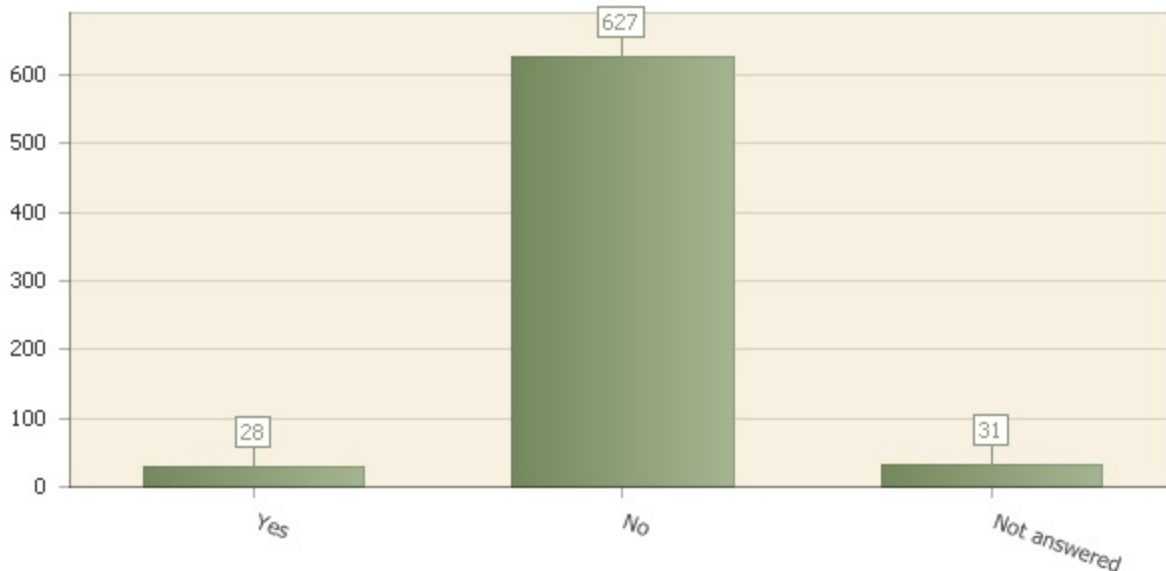
Section 8 Housing Assistance



Department of Rehabilitation



Other froms of economic public assistance



Matrix row	Not answered	Yes	No
Workforce Investment Act	26 (3.8%)	2 (0.3%)	658 (95.9%)
TANF/CalWORKS	26 (3.8%)	14 (2.0%)	646 (94.2%)
Supplemental Security Income (SSI)	27 (3.9%)	7 (1.0%)	652 (95.0%)
General Assitance (GA)	31 (4.5%)	8 (1.2%)	647 (94.3%)
Extended Opportunity Program & Services (EOPS)	32 (4.7%)	42 (6.1%)	612 (89.2%)
Financial Aid (Pell Grant, BOGG or other)	12 (1.7%)	320 (46.6%)	354 (51.6%)
Section 8 Housing Assistance	27 (3.9%)	23 (3.4%)	636 (92.7%)
Department of Rehabilitation	28 (4.1%)	9 (1.3%)	649 (94.6%)
Other froms of economic public assistance	31 (4.5%)	28 (4.1%)	627 (91.4%)

Comments

Date	Respondent	Answer
2/28/2013	Anonymous	Governor's Grant for tuition
2/28/2013	Anonymous	server
3/1/2013	Anonymous	CalVet
3/1/2013	Anonymous	I have six more months of unemployment benefits.
3/1/2013	Anonymous	Currently receiving unemployment benefits until Aug2013

3/1/2013	Anonymous	SSDI
3/1/2013	Anonymous	I am on Worker's Comp presently
3/1/2013	Anonymous	Food Stamps
3/4/2013	Anonymous	CalFresh/Food Stamps
3/4/2013	Anonymous	Social Security
3/4/2013	Anonymous	SSDI
3/4/2013	Anonymous	WIC and SNAP
3/5/2013	Anonymous	United States Army, disability
3/6/2013	Anonymous	unemployment
3/6/2013	Anonymous	My parents!
3/7/2013	Anonymous	In the past BOGG and Pell Grant.
3/8/2013	Anonymous	Social Security Disability insurance (SSDI)
3/8/2013	Anonymous	disability
3/8/2013	Anonymous	Social Security Disability Insurance
3/10/2013	Anonymous	CalFresh
3/11/2013	Anonymous	n/a
3/12/2013	Anonymous	Medi-Cal
3/13/2013	Anonymous	goodstamp + wic and medical
3/13/2013	Anonymous	Wic program for women with children under 5 years old
3/14/2013	Anonymous	Loans
3/15/2013	Anonymous	medical;health plan of san mateo
3/16/2013	Anonymous	unemployment
3/17/2013	Anonymous	FAFSA
3/18/2013	Anonymous	Food Stamps
3/19/2013	Anonymous	Cal Fresh - SNAP
3/19/2013	Anonymous	VA Services
3/19/2013	Anonymous	Medi-cal
3/20/2013	Anonymous	Food Stamps
3/20/2013	Anonymous	unemployment insurance
3/20/2013	Anonymous	Food Pantry
3/28/2013	Anonymous	Child Support

3/28/2013	Anonymous	Child Care Consortium for ECE classes
4/5/2013	Anonymous	scholarship

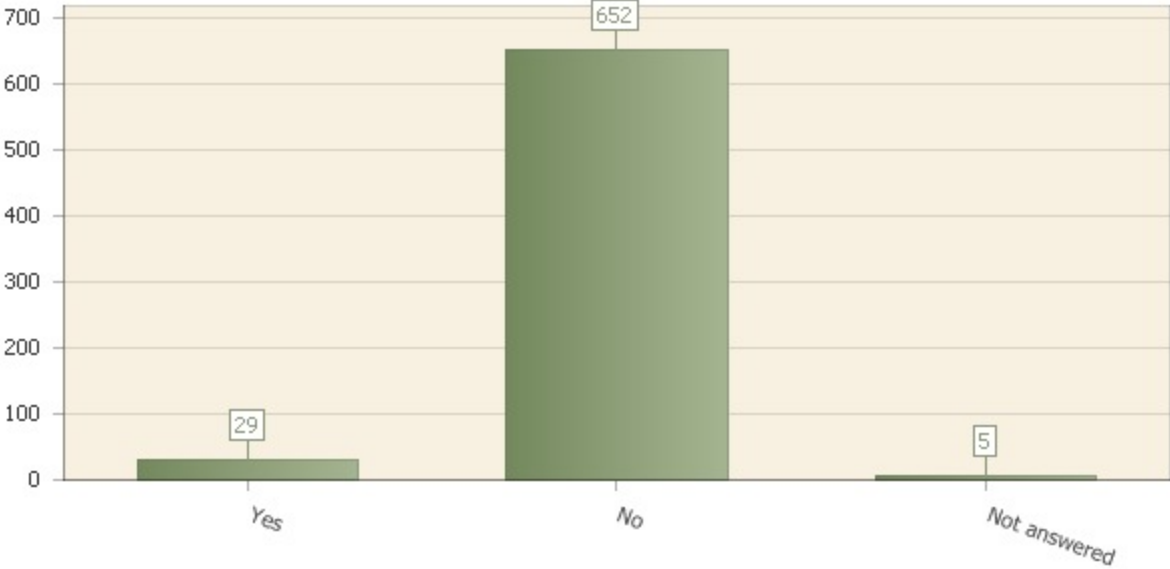
1.1.13. P3Q1

Are you currently receiving assistance from Disabled Students Programs & Services (DSPS) program on campus?

Question type: Multiple choice

Number of responses: 681

Number of respondents: 686



Answer	Count	Percent answer
Yes	29	4.2%
No	652	95.0%
Not answered	5	0.7%

1.1.14. P3Q2

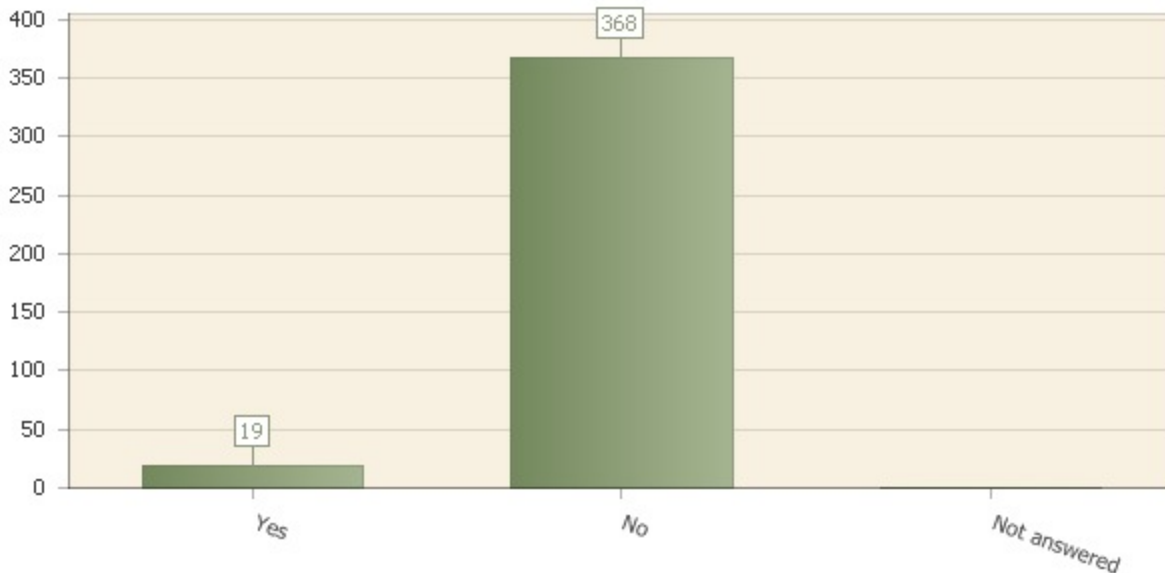
If you are not currently receiving assistance, do you require assistance from Disabled Students Programs & Services (DSPS)?

Question type: Multiple choice

Number of responses: 679

Number of 'not applicable': 292

Number of respondents: 686



Answer	Count	Percent answer
Yes	19	4.8%
No	368	93.4%
Not answered	0	0%

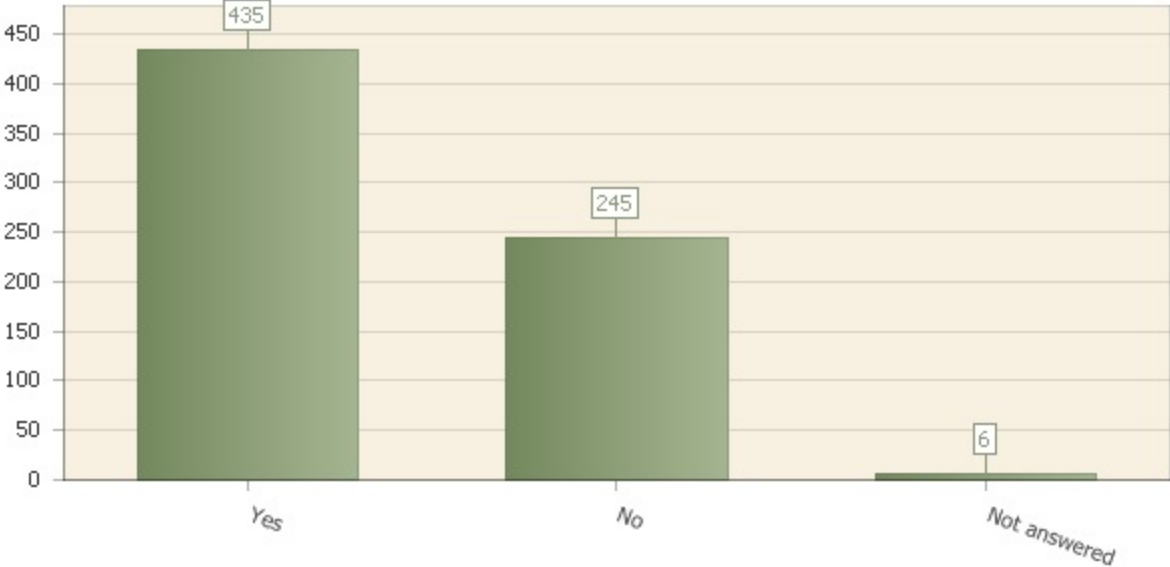
1.1.15. P3Q3

Is English your first language?

Question type: Multiple choice

Number of responses: 680

Number of respondents: 686



Answer	Count	Percent answer
Yes	435	63.4%
No	245	35.7%
Not answered	6	0.9%

1.1.16. P3Q4

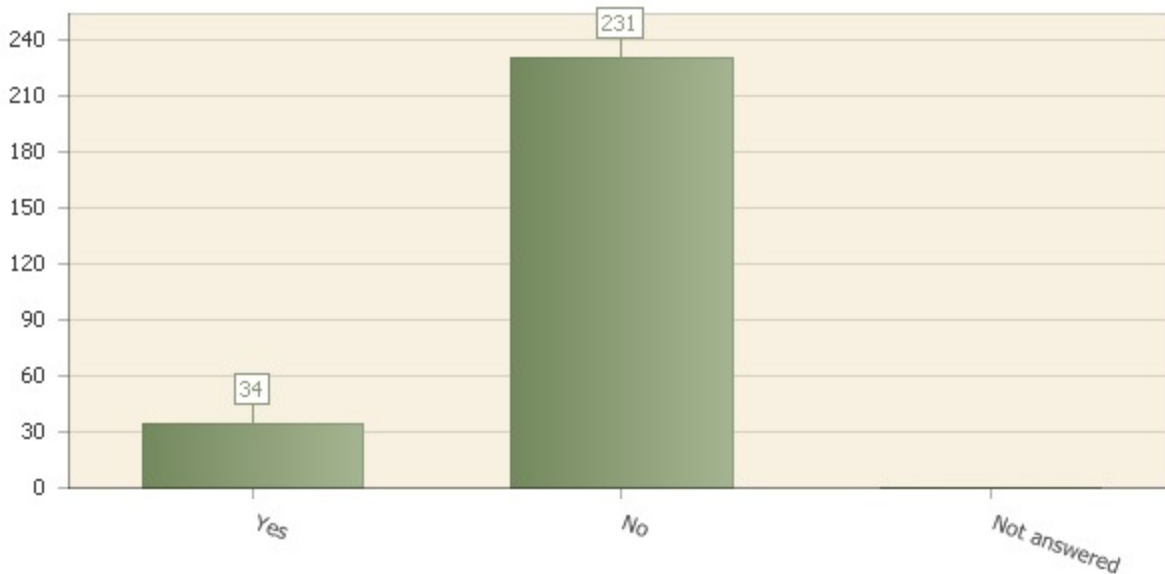
If English is not your first language are you receiving assistance in English?

Question type: Multiple choice

Number of responses: 659

Number of 'not applicable': 394

Number of respondents: 686



Answer	Count	Percent answer
Yes	34	11.6%
No	231	79.1%
Not answered	0	0%

1.1.17. P3Q5

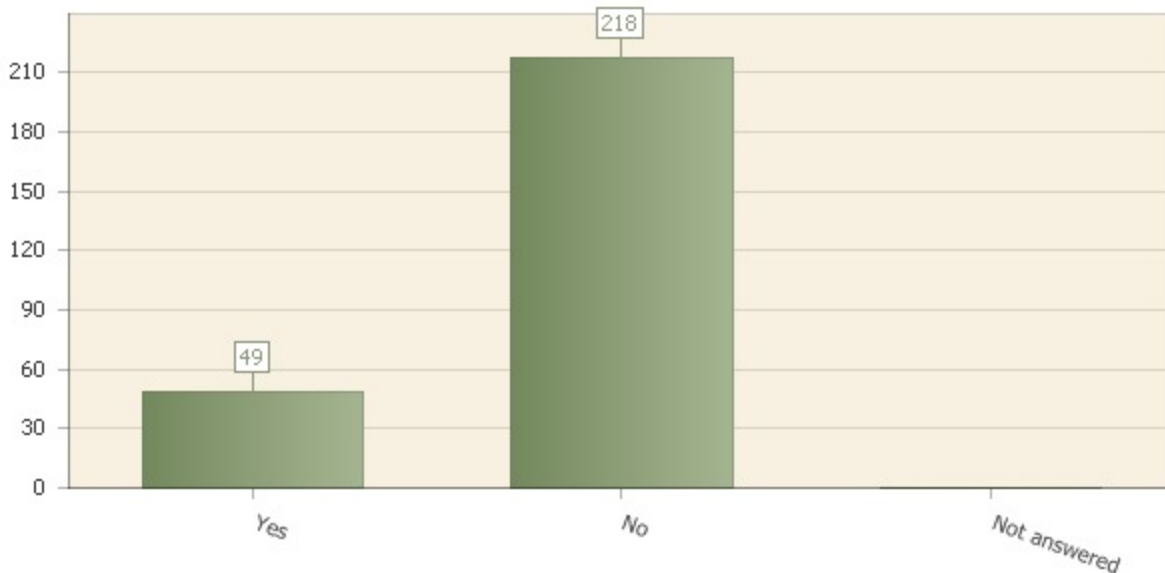
If English is not your first language and you are not currently receiving assistance, would you like to receive assistance in English?

Question type: Multiple choice

Number of responses: 659

Number of 'not applicable': 392

Number of respondents: 686



Answer	Count	Percent answer
Yes	49	16.7%
No	218	74.1%
Not answered	0	0%

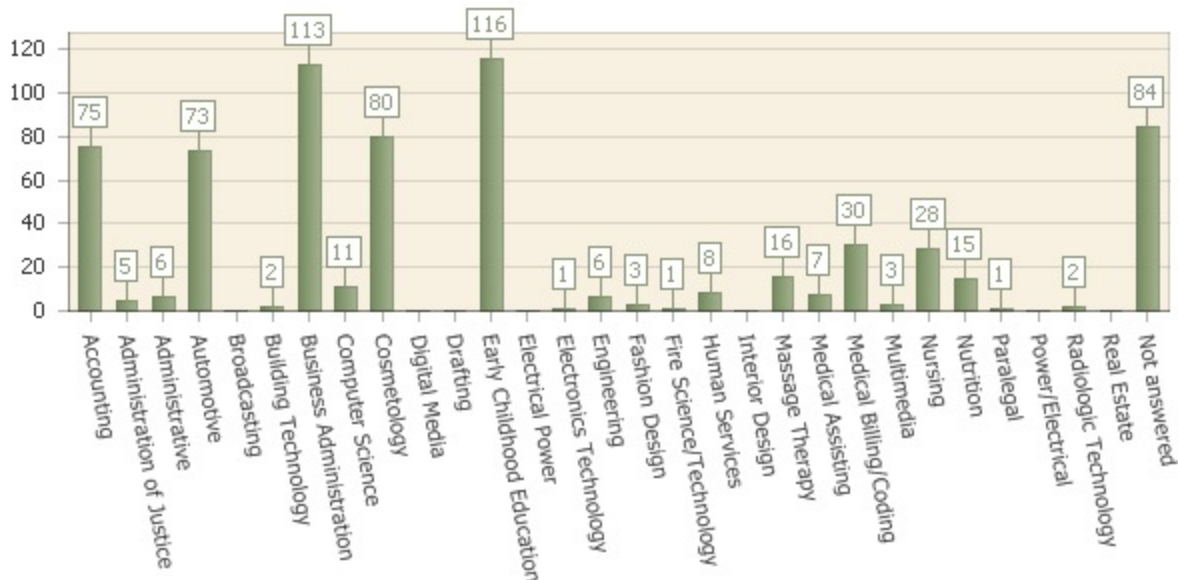
1.1.18. P4Q1

What is the career technical education (vocational) program in which you are enrolled?

Question type: Multiple choice

Number of responses: 602

Number of respondents: 686



Answer	Count	Percent answer
Accounting	75	10.9%
Administration of Justice	5	0.7%
Administrative	6	0.9%
Automotive	73	10.6%
Broadcasting	0	0%
Building Technology	2	0.3%
Business Administration	113	16.5%
Computer Science	11	1.6%
Cosmetology	80	11.7%
Digital Media	0	0%
Drafting	0	0%
Early Childhood Education	116	16.9%
Electrical Power	0	0%
Electronics Technology	1	0.1%

Engineering	6	0.9%
Fashion Design	3	0.4%
Fire Science/Technology	1	0.1%
Human Services	8	1.2%
Interior Design	0	0%
Massage Therapy	16	2.3%
Medical Assisting	7	1.0%
Medical Billing/Coding	30	4.4%
Multimedia	3	0.4%
Nursing	28	4.1%
Nutrition	15	2.2%
Paralegal	1	0.1%
Power/Electrical	0	0%
Radiologic Technology	2	0.3%
Real Estate	0	0%
Not answered	84	12.2%

1.1.19. P4Q2

If you are enrolled in another program, please specify it here:

Question type: Open ended

Number of responses: 122

Number of respondents: 686

Not answered: 564

Date	Respondent	Answer
2/28/2013	Anonymous	N/A
2/28/2013	Anonymous	Medical Office Assistant
2/28/2013	Anonymous	Medical Billing and Coding
2/28/2013	Anonymous	Medical Office Assistant
2/28/2013	Anonymous	Medical Office Assistant
2/28/2013	Anonymous	Medical Transcriptionist
2/28/2013	Anonymous	Medical Assisting
2/28/2013	Anonymous	none
2/28/2013	Anonymous	massage therapy
2/28/2013	Anonymous	real estate
2/28/2013	Anonymous	Early Childhood Education
3/1/2013	Anonymous	Computer Specialist in Accounting
3/1/2013	Anonymous	Accounting
3/1/2013	Anonymous	Trio
3/1/2013	Anonymous	Biology
3/1/2013	Anonymous	natural science
3/1/2013	Anonymous	Business Computer Management
3/1/2013	Anonymous	Business
3/1/2013	Anonymous	Office Management
3/1/2013	Anonymous	business communications
3/1/2013	Anonymous	Skyline College
3/1/2013	Anonymous	unspecified
3/1/2013	Anonymous	general requirements
3/1/2013	Anonymous	The Wellness Program

3/2/2013	Anonymous	health care
3/4/2013	Anonymous	None
3/4/2013	Anonymous	International Studies
3/4/2013	Anonymous	Office Assistant
3/4/2013	Anonymous	N/A
3/4/2013	Anonymous	Allied Health
3/5/2013	Anonymous	Surgical Tech. Program
3/5/2013	Anonymous	Psychology AA
3/5/2013	Anonymous	Accounting
3/5/2013	Anonymous	N/A
3/5/2013	Anonymous	Esthetics
3/5/2013	Anonymous	Allied Health
3/5/2013	Anonymous	n/a
3/5/2013	Anonymous	Accounting
3/5/2013	Anonymous	Automotive Program
3/5/2013	Anonymous	Trio
3/5/2013	Anonymous	not currently, major surgical technology
3/6/2013	Anonymous	Economics
3/6/2013	Anonymous	Allied Health
3/6/2013	Anonymous	Business Management
3/6/2013	Anonymous	allied in health
3/6/2013	Anonymous	general education
3/7/2013	Anonymous	NONE
3/7/2013	Anonymous	communication
3/7/2013	Anonymous	business management
3/7/2013	Anonymous	Music
3/7/2013	Anonymous	business
3/7/2013	Anonymous	none
3/7/2013	Anonymous	Hospitality and Tourism Management
3/7/2013	Anonymous	no

3/8/2013	Anonymous	Psychology
3/9/2013	Anonymous	psycholgy
3/11/2013	Anonymous	ECE
3/11/2013	Anonymous	ECE
3/11/2013	Anonymous	Child Development
3/11/2013	Anonymous	General Education Completion
3/12/2013	Anonymous	General Education
3/12/2013	Anonymous	Psychology
3/12/2013	Anonymous	ethitician
3/12/2013	Anonymous	ethitician
3/12/2013	Anonymous	Wireless Telecommunication
3/13/2013	Anonymous	Restaurant Management
3/13/2013	Anonymous	Esthetics
3/13/2013	Anonymous	Esthetician
3/13/2013	Anonymous	Esthetics
3/13/2013	Anonymous	Esthetics
3/13/2013	Anonymous	Esthetician
3/13/2013	Anonymous	Esthetics
3/13/2013	Anonymous	Esthetics
3/13/2013	Anonymous	Esthetics
3/13/2013	Anonymous	Esthetician
3/13/2013	Anonymous	Esthetics
3/13/2013	Anonymous	Esthetician
3/13/2013	Anonymous	Esthetician
3/13/2013	Anonymous	Esthetics
3/13/2013	Anonymous	Esthetics
3/13/2013	Anonymous	Esthetician
3/13/2013	Anonymous	Esthetics
3/13/2013	Anonymous	Esthetics

3/13/2013	Anonymous	Esthetics
3/13/2013	Anonymous	Esthetics
3/13/2013	Anonymous	Esthetics
3/14/2013	Anonymous	Trio
3/14/2013	Anonymous	Communicative disorders
3/14/2013	Anonymous	kinesiology/Physical Trainer
3/15/2013	Anonymous	Cosmetology
3/15/2013	Anonymous	Allied Health
3/18/2013	Anonymous	Cosmetology
3/18/2013	Anonymous	Cosmetology
3/19/2013	Anonymous	ECE
3/19/2013	Anonymous	Wellness
3/19/2013	Anonymous	Cosmetology
3/19/2013	Anonymous	Cosmetology
3/19/2013	Anonymous	Cosmetology
3/19/2013	Anonymous	Cosmetology
3/19/2013	Anonymous	Web Development
3/20/2013	Anonymous	ece260
3/20/2013	Anonymous	Allied Health
3/20/2013	Anonymous	aliied health
3/20/2013	Anonymous	stering processing
3/20/2013	Anonymous	Wellness Program - Wholistic Health
3/20/2013	Anonymous	Surgical Technology
3/20/2013	Anonymous	allied health bridge program
3/20/2013	Anonymous	aliied health
3/27/2013	Anonymous	CAA
3/27/2013	Anonymous	CAA
3/28/2013	Anonymous	ECE
3/28/2013	Anonymous	Education
3/28/2013	Anonymous	ECE

3/28/2013	Anonymous	ECE
3/28/2013	Anonymous	ECE
4/5/2013	Anonymous	Business Management
4/9/2013	Anonymous	none
4/12/2013	Anonymous	EOPS
4/24/2013	Anonymous	I'm an paraeducator at a high school and I want to become a special education teacher to teach students like the ones I work with now
6/17/2013	Anonymous	Interior Design

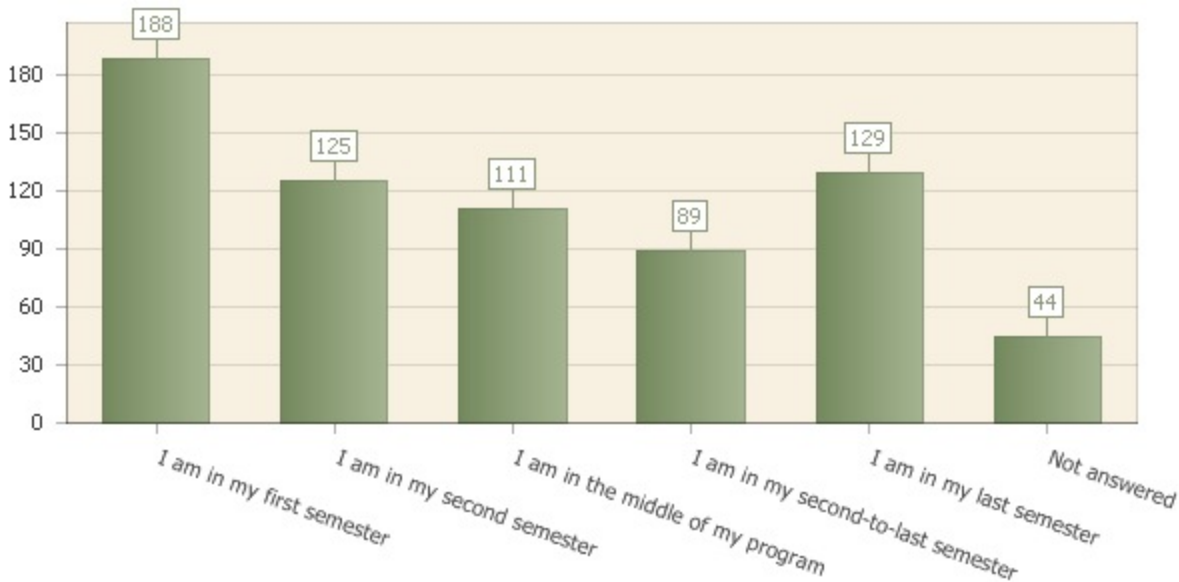
1.1.20. P4Q3

How far along are you in your program?

Question type: Multiple choice

Number of responses: 642

Number of respondents: 686



Answer	Count	Percent answer
I am in my first semester	188	27.4%
I am in my second semester	125	18.2%
I am in the middle of my program	111	16.2%
I am in my second-to-last semester	89	13.0%
I am in my last semester	129	18.8%
Not answered	44	6.4%

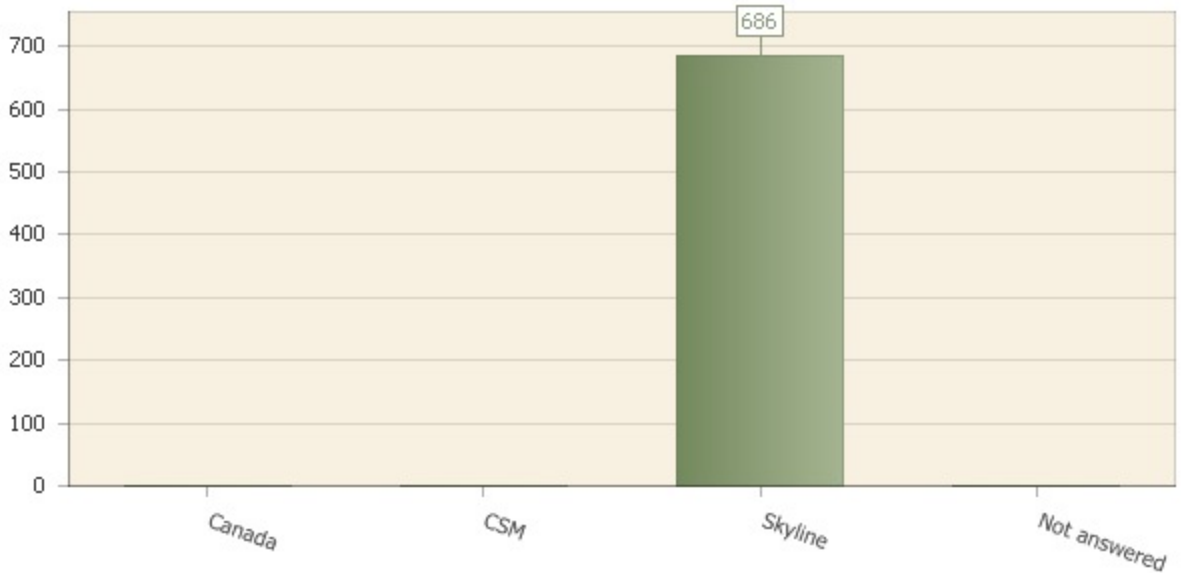
1.1.21. P4Q4

I am taking the majority of my classes at:

Question type: Multiple choice

Number of responses: 686

Number of respondents: 686



Answer	Count	Percent answer
Canada	0	0%
CSM	0	0%
Skyline	686	100.0%
Not answered	0	0%

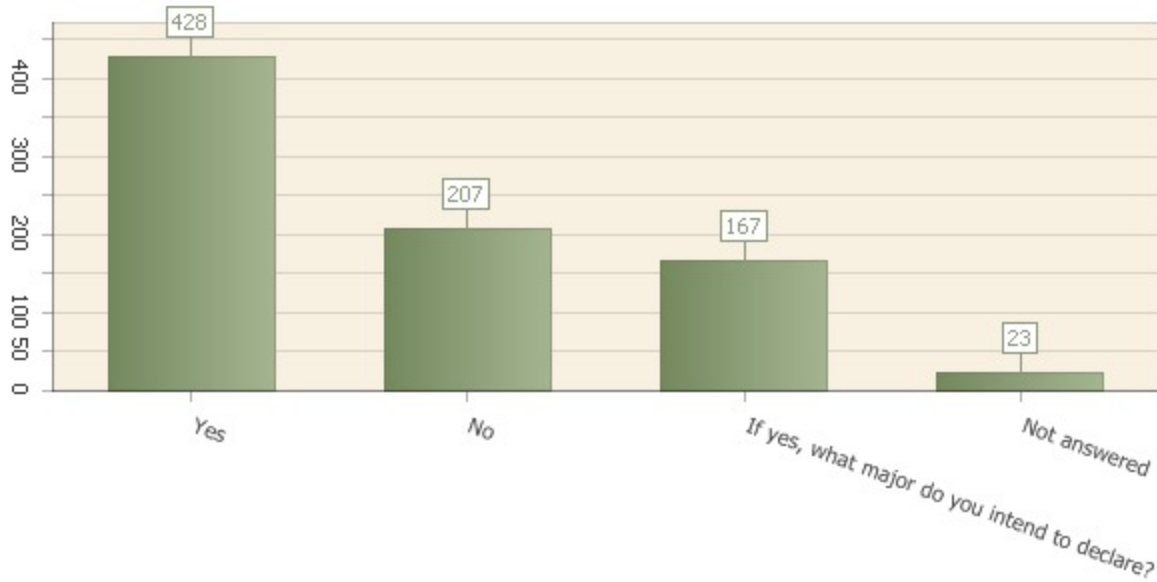
1.1.22. P4Q5

Do you intend to declare a major within this program?

Question type: Multiple choice

Number of responses: 663

Number of respondents: 686



Answer	Count	Percent answer
Yes	428	62.4%
No	207	30.2%
If yes, what major do you intend to declare?	167	24.3%
Not answered	23	3.4%

Textual answers

Date	Respondent	Answer
2/28/2013	Anonymous	UNDECIDED
2/28/2013	Anonymous	AS in Automotive Technician
2/28/2013	Anonymous	massage therapist
3/1/2013	Anonymous	Office Management
3/1/2013	Anonymous	Accounting
3/1/2013	Anonymous	Accounting
3/1/2013	Anonymous	Business Management
3/1/2013	Anonymous	natural science

3/1/2013	Anonymous	Business
3/1/2013	Anonymous	Fashion Design&Merchandising
3/1/2013	Anonymous	Marketing
3/1/2013	Anonymous	Hospitality Tourism Management
3/1/2013	Anonymous	I.T
3/1/2013	Anonymous	Business Admin.
3/1/2013	Anonymous	Administration of Justice w/ a minor in Business
3/1/2013	Anonymous	Business Administration
3/1/2013	Anonymous	I still thinking....
3/1/2013	Anonymous	Accounting
3/3/2013	Anonymous	Sociology
3/3/2013	Anonymous	automotive engineering
3/3/2013	Anonymous	Hospitality and Tourism Management
3/4/2013	Anonymous	Early Childhood Education
3/4/2013	Anonymous	Video Game Design
3/4/2013	Anonymous	Medical Transcription
3/4/2013	Anonymous	International Relation
3/4/2013	Anonymous	Languages/English
3/4/2013	Anonymous	Medical Billing and Coding
3/4/2013	Anonymous	Computer Science
3/4/2013	Anonymous	Medical Assistant/ Interpreter
3/4/2013	Anonymous	Medical Billing / Coding
3/4/2013	Anonymous	not sure yet, but perhaps healthcare management
3/4/2013	Anonymous	Medical Coding and Billing
3/4/2013	Anonymous	Masters in Social Work
3/4/2013	Anonymous	hospitality tourism management
3/4/2013	Anonymous	Nursing
3/4/2013	Anonymous	if there was one, I would be Holistic Healing - tying together all course work taken at Skyline
3/5/2013	Anonymous	AS Degree with a Major in Surgical Tech.
3/5/2013	Anonymous	management

3/5/2013	Anonymous	nursing
3/5/2013	Anonymous	Kinesiology
3/5/2013	Anonymous	Nursing
3/5/2013	Anonymous	Business Administration
3/5/2013	Anonymous	accounting
3/5/2013	Anonymous	Fashion and merchandising
3/5/2013	Anonymous	Nursing
3/5/2013	Anonymous	surgical technology
3/5/2013	Anonymous	ECE
3/6/2013	Anonymous	ece
3/6/2013	Anonymous	Early Childhood Education
3/6/2013	Anonymous	Associate Degree in Allied Health Science
3/6/2013	Anonymous	Economics
3/6/2013	Anonymous	Accounting
3/6/2013	Anonymous	Accounting
3/6/2013	Anonymous	Accounting
3/6/2013	Anonymous	Child Development
3/7/2013	Anonymous	Nursing
3/7/2013	Anonymous	Management Information System
3/7/2013	Anonymous	International Business
3/7/2013	Anonymous	business
3/7/2013	Anonymous	Economics
3/7/2013	Anonymous	Marketing
3/7/2013	Anonymous	Accounting
3/7/2013	Anonymous	Business Admin
3/7/2013	Anonymous	Automotive Technology Associates of Science
3/8/2013	Anonymous	Accounting
3/8/2013	Anonymous	broadcast journalism
3/8/2013	Anonymous	Early childhood Education
3/8/2013	Anonymous	Psychology
3/11/2013	Anonymous	ECE

3/11/2013	Anonymous	ECE
3/11/2013	Anonymous	ECE
3/11/2013	Anonymous	ECE
3/11/2013	Anonymous	ECE
3/11/2013	Anonymous	Teaching/Education
3/11/2013	Anonymous	ECE
3/11/2013	Anonymous	Associate of Arts mastering in Letters and Science
3/11/2013	Anonymous	automotive
3/11/2013	Anonymous	Biology
3/11/2013	Anonymous	ECE
3/12/2013	Anonymous	Automotive
3/12/2013	Anonymous	Automotive
3/12/2013	Anonymous	Automotive
3/12/2013	Anonymous	Automotive
3/12/2013	Anonymous	Automotive
3/12/2013	Anonymous	Automotive
3/12/2013	Anonymous	Motor Sport Engineering
3/12/2013	Anonymous	Anthropology
3/12/2013	Anonymous	Psychology
3/12/2013	Anonymous	Business Admin/Marketing
3/13/2013	Anonymous	auto technician
3/13/2013	Anonymous	Automotive technician
3/13/2013	Anonymous	certificate/associate/bachelor degree
3/14/2013	Anonymous	Education
3/14/2013	Anonymous	Education
3/14/2013	Anonymous	ECE
3/14/2013	Anonymous	Accounting
3/14/2013	Anonymous	Kinesiology
3/15/2013	Anonymous	AA
3/15/2013	Anonymous	Automotive Technician

3/16/2013	Anonymous	accounting
3/17/2013	Anonymous	Biology
3/18/2013	Anonymous	ECE
3/18/2013	Anonymous	ECE
3/18/2013	Anonymous	Cosmo
3/18/2013	Anonymous	Cosmetology
3/18/2013	Anonymous	Cosmetology
3/18/2013	Anonymous	Cosmetology
3/18/2013	Anonymous	Business
3/19/2013	Anonymous	ECE
3/19/2013	Anonymous	Cosmetology
3/19/2013	Anonymous	Cosmetology
3/19/2013	Anonymous	Cosmetology
3/19/2013	Anonymous	A license in Cosmetology
3/19/2013	Anonymous	Cosmetologist
3/19/2013	Anonymous	Cosmetology
3/19/2013	Anonymous	Cosmetology
3/19/2013	Anonymous	Cosmetology
3/19/2013	Anonymous	Cosmetology
3/20/2013	Anonymous	health care
3/20/2013	Anonymous	medical assisting
3/20/2013	Anonymous	Business
3/20/2013	Anonymous	Surgical Technology
3/20/2013	Anonymous	Medical Assisting
3/20/2013	Anonymous	Nursing
3/20/2013	Anonymous	Early Childhood Education
3/22/2013	Anonymous	Early Childhood Education
3/25/2013	Anonymous	Auto
3/25/2013	Anonymous	Early childhood education AS
3/26/2013	Anonymous	Automotive
3/26/2013	Anonymous	Auto

3/26/2013	Anonymous	Automotive, Phycology
3/26/2013	Anonymous	Auto
3/27/2013	Anonymous	Auto
3/28/2013	Anonymous	ECE
3/28/2013	Anonymous	ECE
3/28/2013	Anonymous	ECE
3/28/2013	Anonymous	AA in ECE
3/28/2013	Anonymous	ECE/Education
3/28/2013	Anonymous	ECE
3/28/2013	Anonymous	Interdisciplinary Studies
3/28/2013	Anonymous	ECE
3/28/2013	Anonymous	ECE
3/28/2013	Anonymous	ECE
3/28/2013	Anonymous	ECE
4/4/2013	Anonymous	Accounting
4/5/2013	Anonymous	Business Admin.
4/5/2013	Anonymous	Business Marketing
4/5/2013	Anonymous	in college
4/5/2013	Anonymous	Business Management
4/5/2013	Anonymous	business
4/8/2013	Anonymous	Marketing
4/8/2013	Anonymous	Computer Science
4/9/2013	Anonymous	Busines Technology Management
4/10/2013	Anonymous	Accounting
4/12/2013	Anonymous	Electric Engineering
4/18/2013	Anonymous	ECE
4/18/2013	Anonymous	ECE
4/18/2013	Anonymous	ECE
4/18/2013	Anonymous	ECE/ECSE
4/23/2013	Anonymous	film production

4/24/2013	Anonymous	Want to become a teacher
4/24/2013	Anonymous	Accounting
6/14/2013	Anonymous	Business
6/17/2013	Anonymous	Interior design

1.1.23. P4Q6

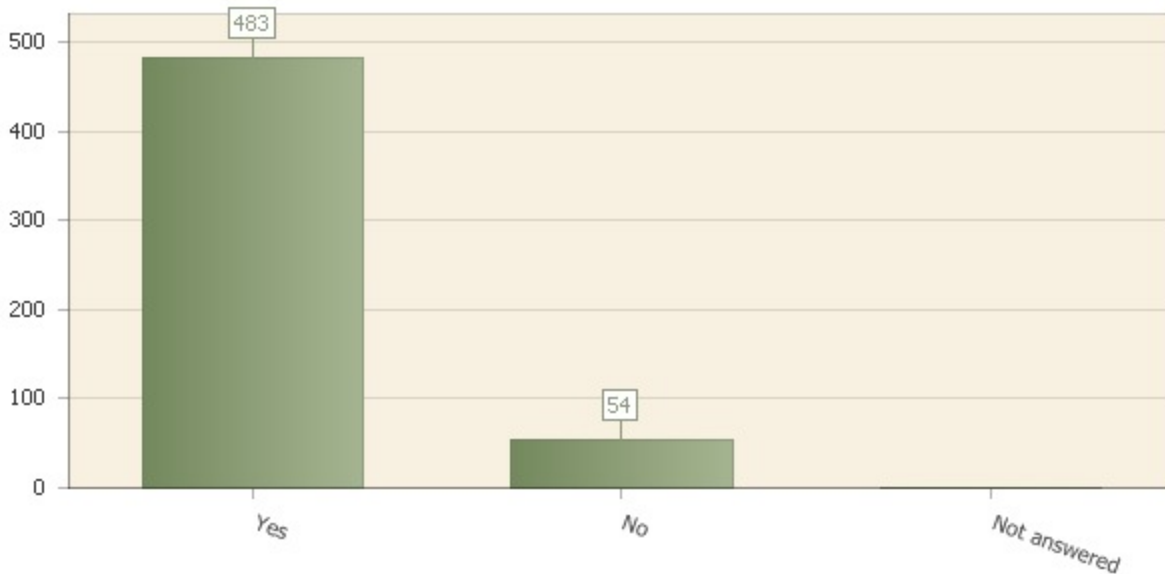
If you are declaring a major, do you plan to complete a degree or certificate?

Question type: Multiple choice

Number of responses: 633

Number of 'not applicable': 96

Number of respondents: 686



Answer	Count	Percent answer
Yes	483	81.9%
No	54	9.2%
Not answered	0	0%

1.1.24. P4Q7

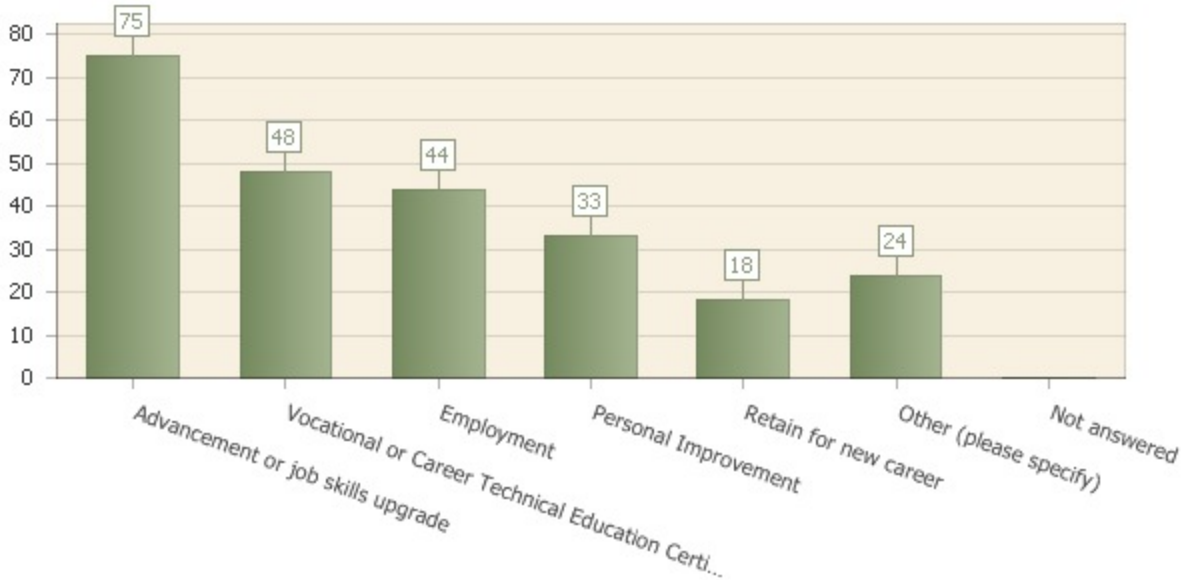
If you do not intend to complete a degree or certificate, please indicate your desired end result:

Question type: Multiple choice

Number of responses: 525

Number of 'not applicable': 283

Number of respondents: 686



Answer	Count	Percent answer
Advancement or job skills upgrade	75	18.6%
Vocational or Career Technical Education Certificate	48	11.9%
Employment	44	10.9%
Personal Improvement	33	8.2%
Retain for new career	18	4.5%
Other (please specify)	24	6.0%
Not answered	0	0%

Textual answers

Date	Respondent	Answer
3/1/2013	Anonymous	I intend to find a job in this field
3/1/2013	Anonymous	Transfer to a UC
3/1/2013	Anonymous	Transfer
3/1/2013	Anonymous	Transfer
3/1/2013	Anonymous	You do not offer a degree or certificate in Herbalism and Aromatherapy
3/3/2013	Anonymous	Transfer
3/4/2013	Anonymous	transfer to a CSU
3/5/2013	Anonymous	Transfer to 4 year
3/5/2013	Anonymous	Transfer
3/5/2013	Anonymous	Associate degree
3/6/2013	Anonymous	Transfer to UC
3/6/2013	Anonymous	Acquiring skills to help enable me to compete in the field I'm aiming towards
3/7/2013	Anonymous	Transfer
3/7/2013	Anonymous	Transfer
3/11/2013	Anonymous	not sure yet
3/12/2013	Anonymous	Grad School
3/13/2013	Anonymous	n/a
3/15/2013	Anonymous	to own my own salon one day, but needs to save first or asl parents help
3/15/2013	Anonymous	two desired certificate and employment
3/18/2013	Anonymous	Medical School
3/27/2013	Anonymous	Get a BS in Comp Science
4/5/2013	Anonymous	transfer

1.1.25. P4Q8

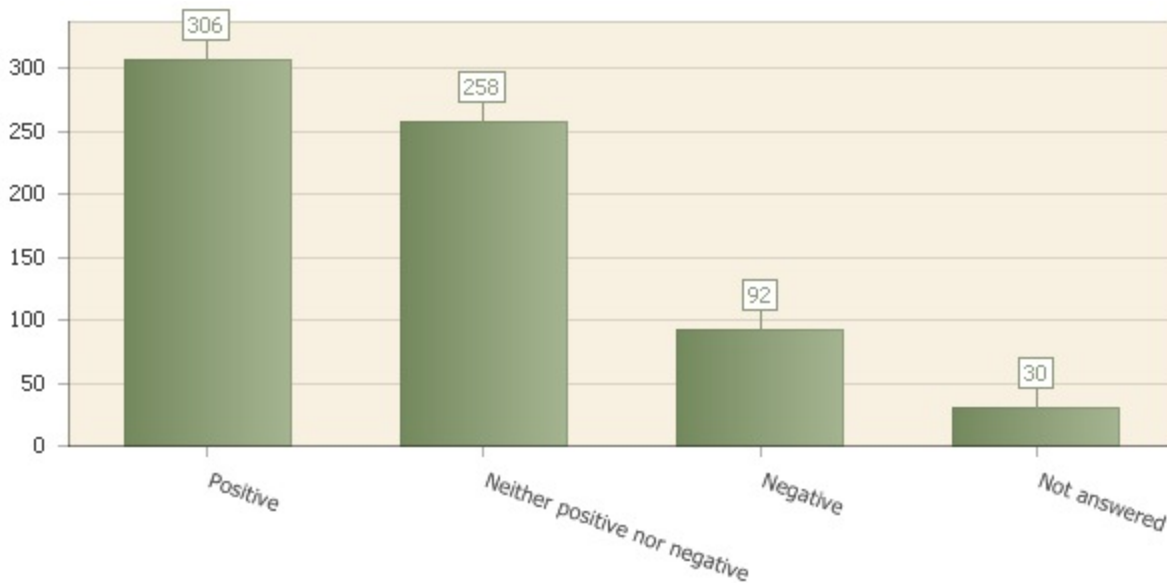
How do you think the following issues will impact your studies in the Career Technical Education Program of your choice?

Question type: Matrix & Multimatrix

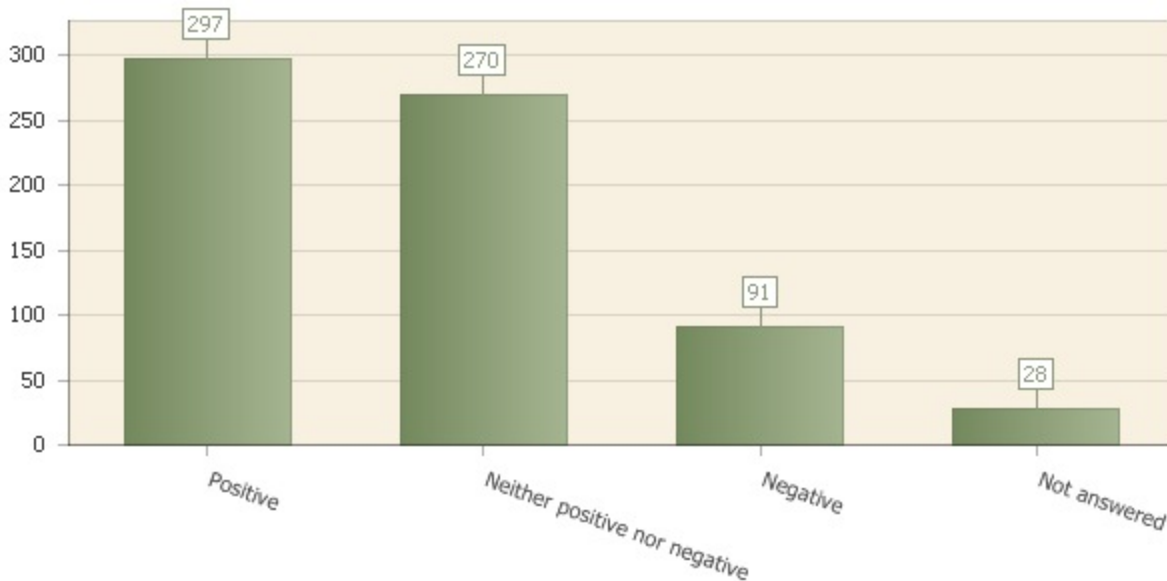
Number of responses: 668

Number of respondents: 686

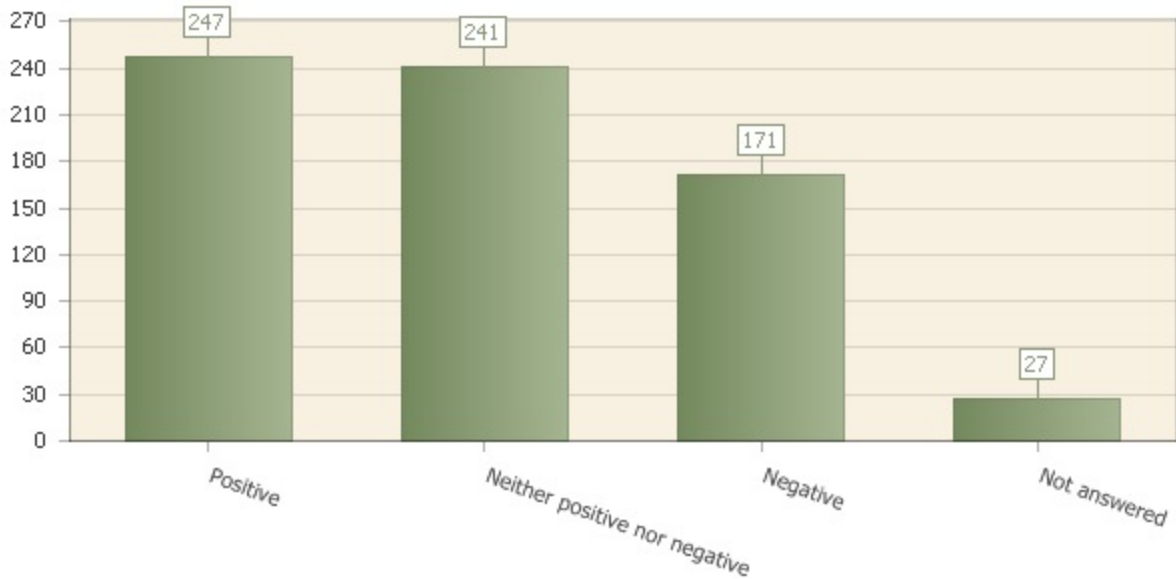
Family Concerns



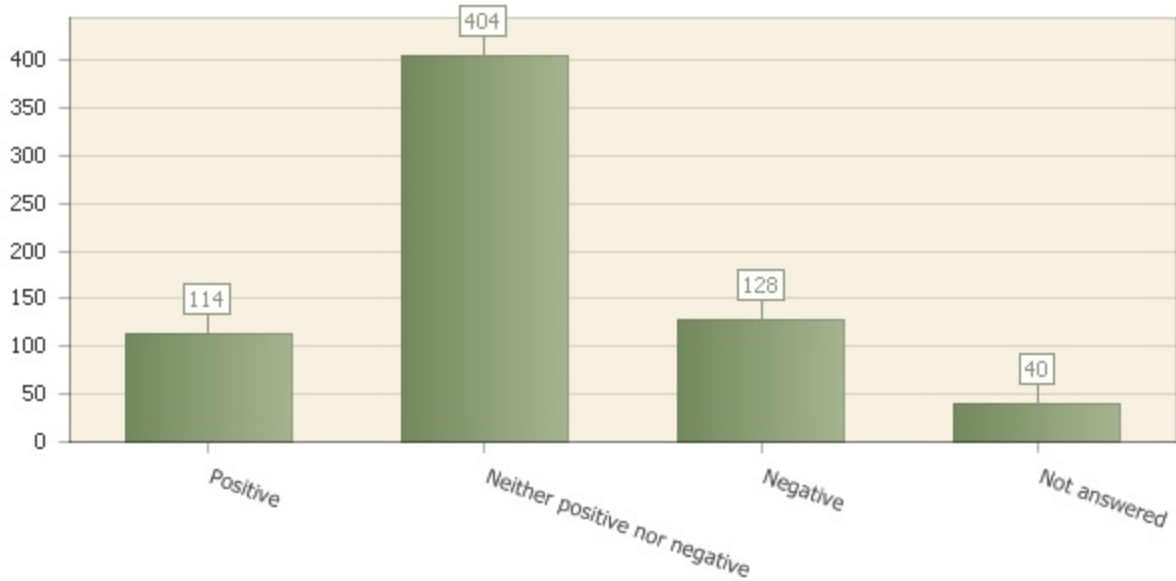
Job Demands



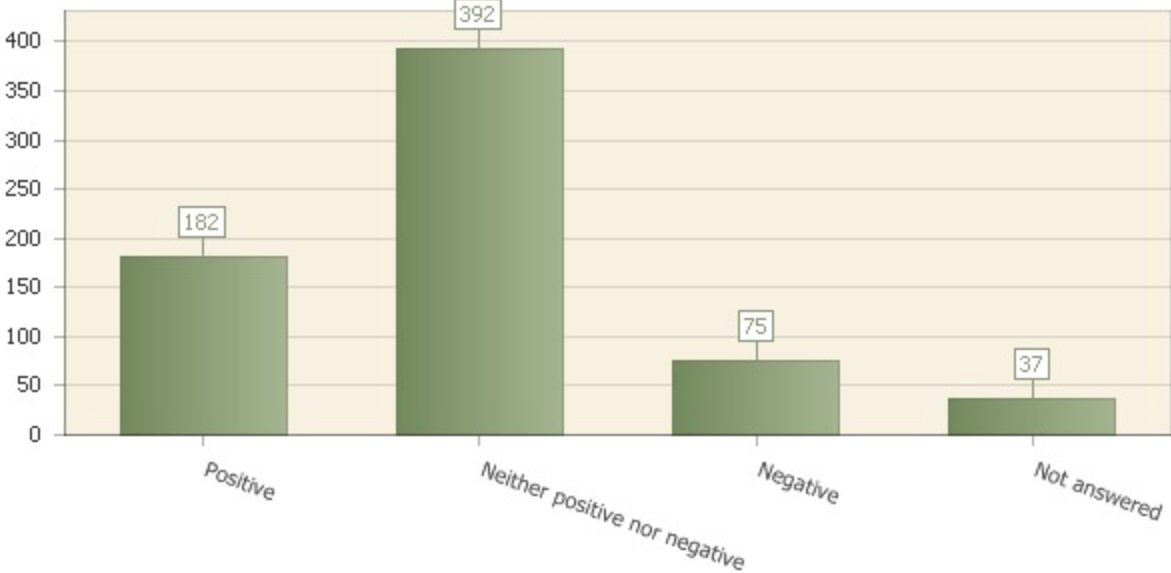
Financial Issues



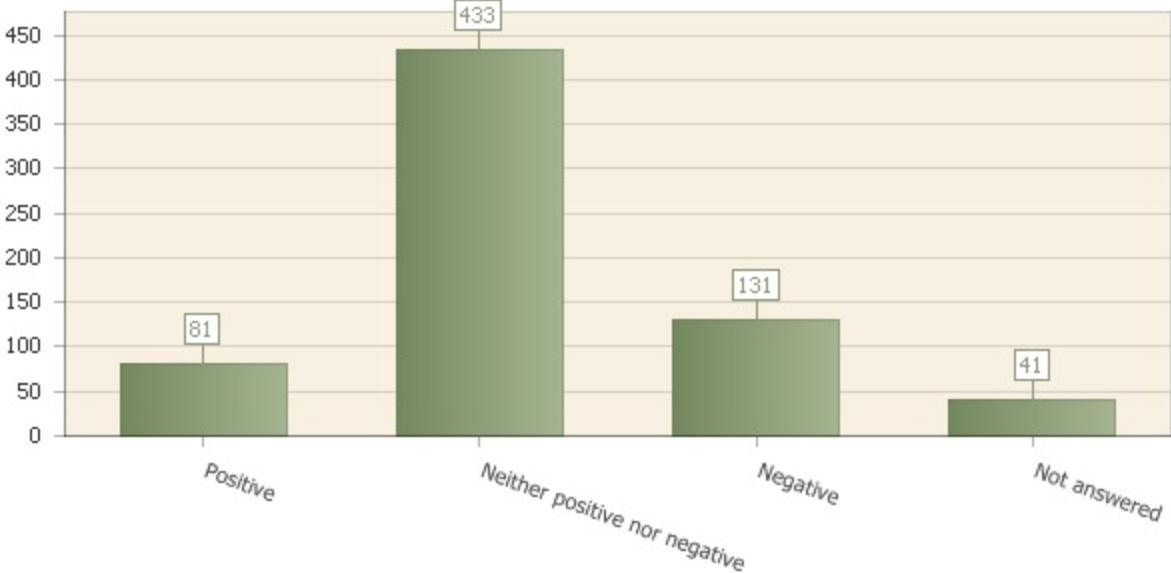
Childcare Issues



Language



Disability



Matrix row	Not answered	Positive	Neither positive nor negative	Negative
Family Concerns	30 (4.4%)	306 (44.6%)	258 (37.6%)	92 (13.4%)
Job Demands	28 (4.1%)	297 (43.3%)	270 (39.4%)	91 (13.3%)
Financial Issues	27 (3.9%)	247 (36.0%)	241 (35.1%)	171 (24.9%)
Childcare Issues	40 (5.8%)	114 (16.6%)	404 (58.9%)	128 (18.7%)
Language	37 (5.4%)	182 (26.5%)	392 (57.1%)	75 (10.9%)
Disability	41 (6.0%)	81 (11.8%)	433 (63.1%)	131 (19.1%)

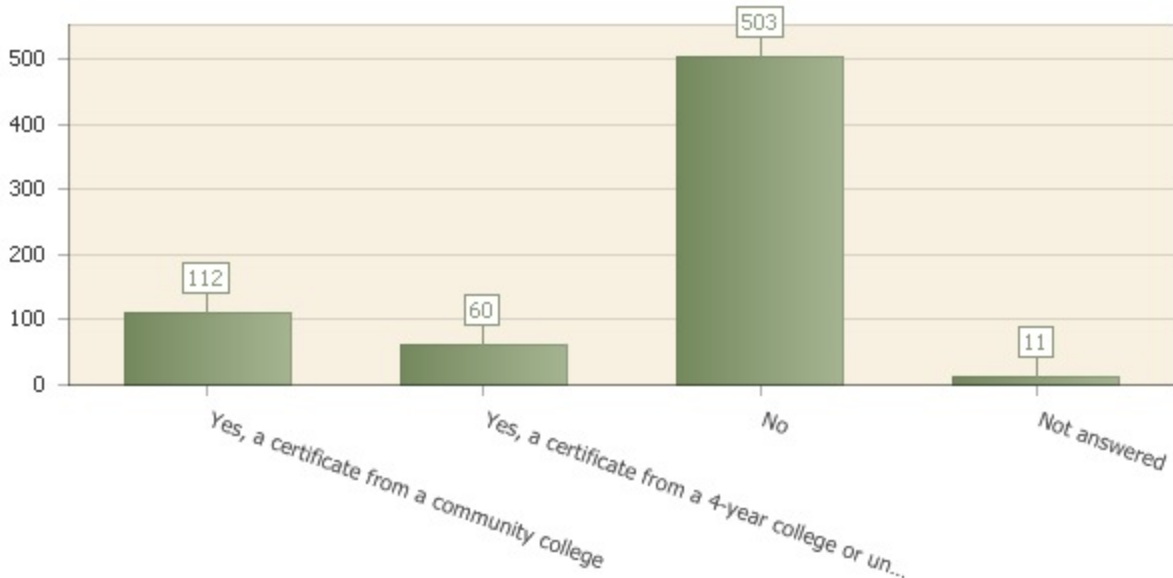
1.1.26. P5Q1

Have you already completed a certificate from a college or a university?

Question type: Multiple choice

Number of responses: 675

Number of respondents: 686



Answer	Count	Percent answer
Yes, a certificate from a community college	112	16.3%
Yes, a certificate from a 4-year college or university	60	8.7%
No	503	73.3%
Not answered	11	1.6%

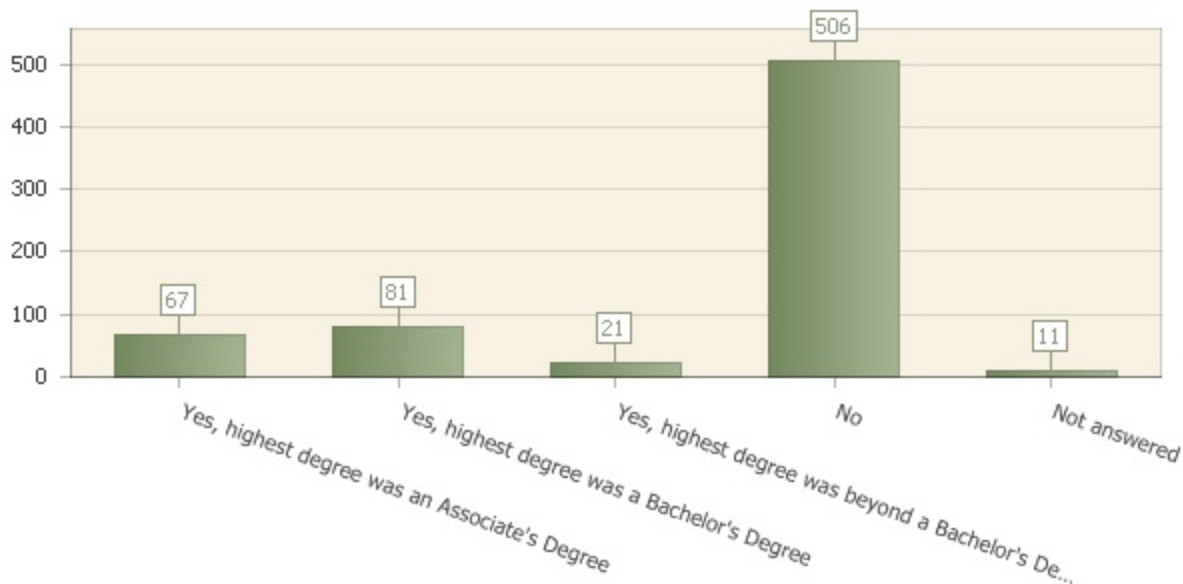
1.1.27. P5Q2

Have you already completed a degree from a college or university?

Question type: Multiple choice

Number of responses: 675

Number of respondents: 686



Answer	Count	Percent answer
Yes, highest degree was an Associate's Degree	67	9.8%
Yes, highest degree was a Bachelor's Degree	81	11.8%
Yes, highest degree was beyond a Bachelor's Degree	21	3.1%
No	506	73.8%
Not answered	11	1.6%

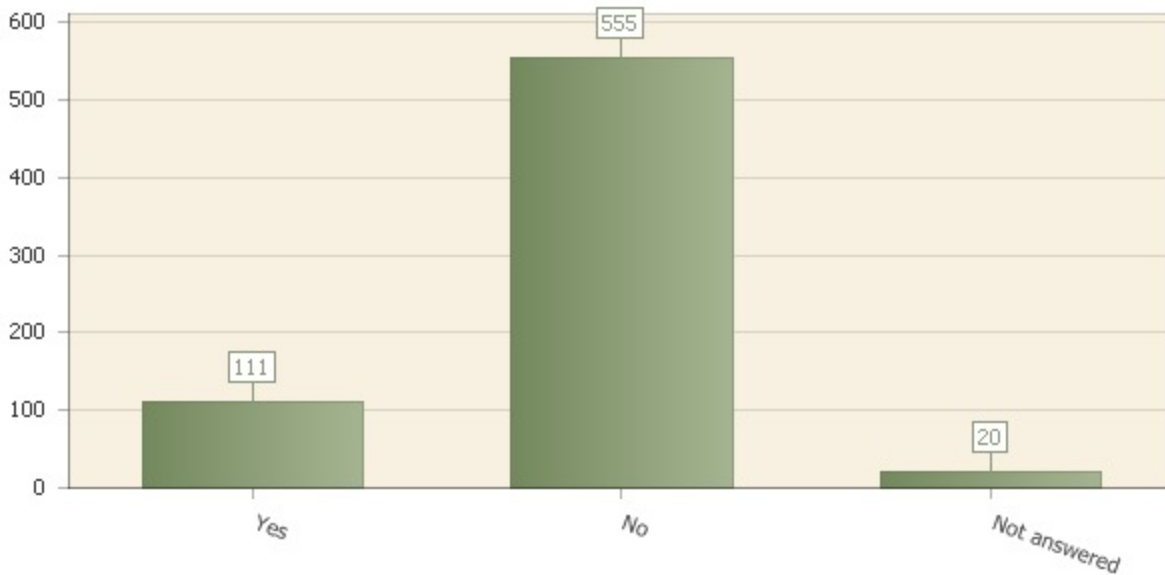
1.1.28. P5Q3

Have you received a career technical training at other colleges, adult schools, regional occupational programs, or other training programs that did not lead to the completion of a degree or certificate?

Question type: Multiple choice

Number of responses: 666

Number of respondents: 686



Answer	Count	Percent answer
Yes	111	16.2%
No	555	80.9%
Not answered	20	2.9%

1.1.29. P5Q4

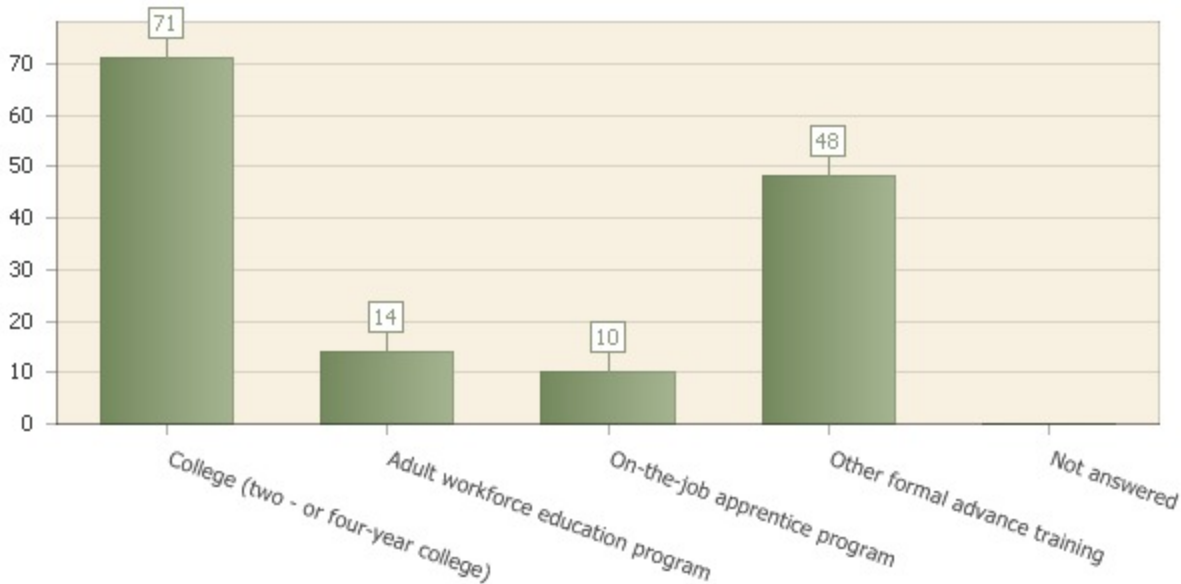
If you answered yes to the previous question, please specify where you received your training

Question type: Multiple choice

Number of responses: 496

Number of 'not applicable': 353

Number of respondents: 686



Answer	Count	Percent answer
College (two - or four-year college)	71	21.3%
Adult workforce education program	14	4.2%
On-the-job apprentice program	10	3.0%
Other formal advance training	48	14.4%
Not answered	0	0%

1.1.30. P5Q5

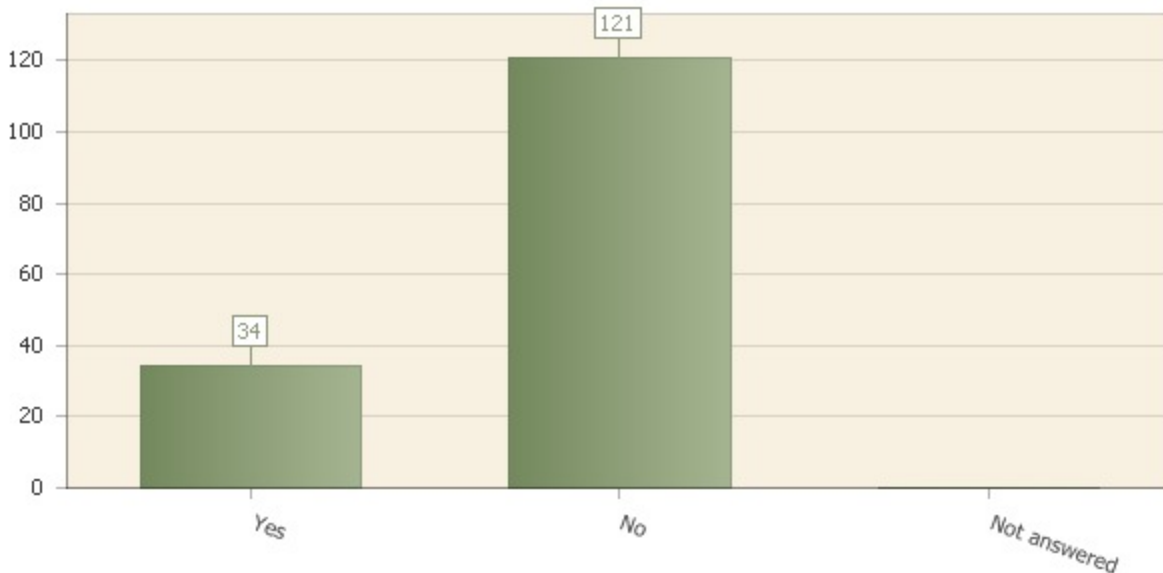
If you answered yes to the previous question, was your college training area of study related to a high school career technical program?

Question type: Multiple choice

Number of responses: 514

Number of 'not applicable': 359

Number of respondents: 686



Answer	Count	Percent answer
Yes	34	10.4%
No	121	37.0%
Not answered	0	0%

1.1.31. P6Q1

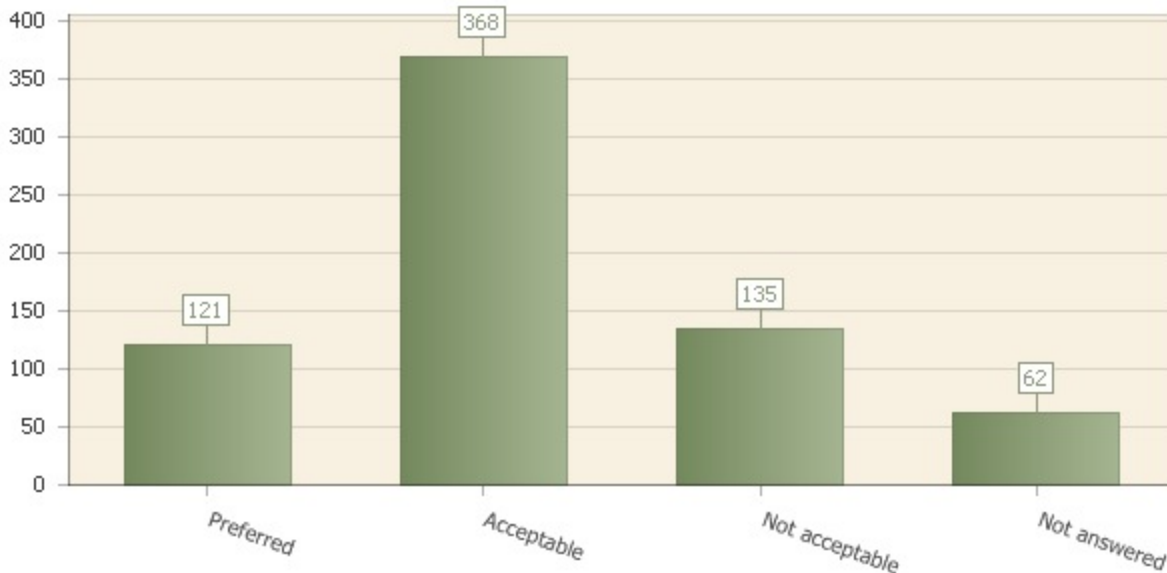
How would you classify the following course delivery options?

Question type: Matrix & Multimatrix

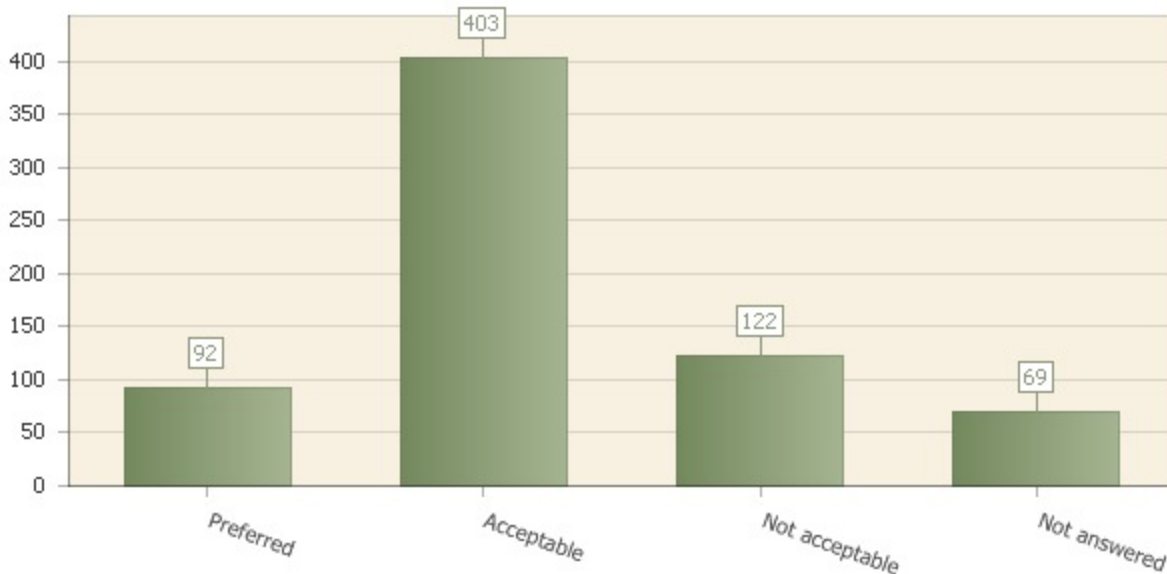
Number of responses: 652

Number of respondents: 686

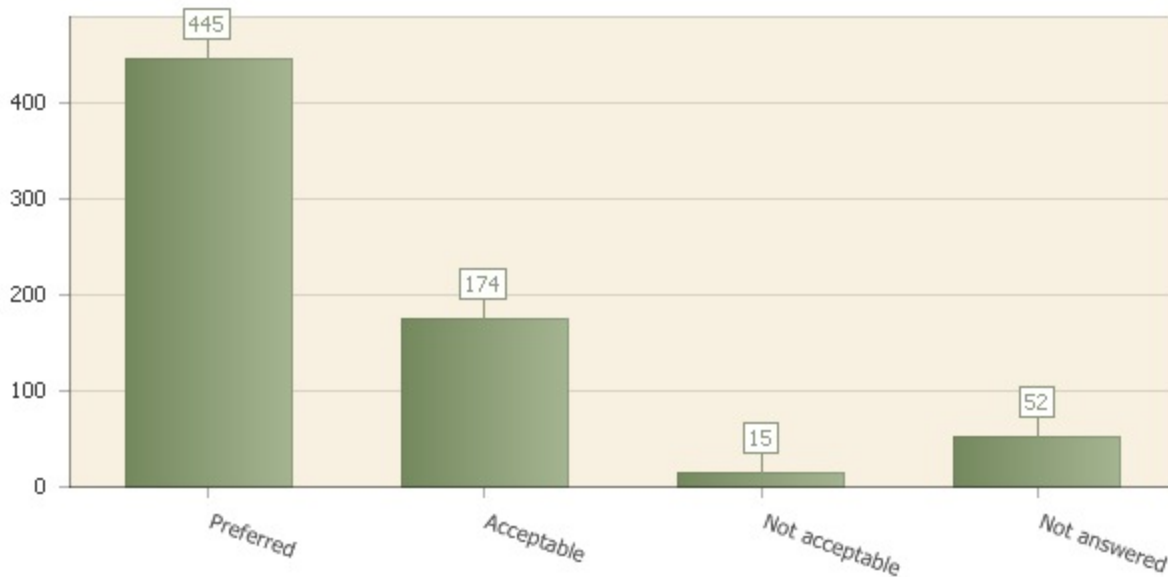
Online courses



Hybrid courses (51% online instruction)



Classroom instruction



Matrix row	Not answered	Preferred	Acceptable	Not acceptable
Online courses	62 (9.0%)	121 (17.6%)	368 (53.6%)	135 (19.7%)
Hybrid courses (51% online instruction)	69 (10.1%)	92 (13.4%)	403 (58.7%)	122 (17.8%)
Classroom instruction	52 (7.6%)	445 (64.9%)	174 (25.4%)	15 (2.2%)

1.1.32. P6Q2

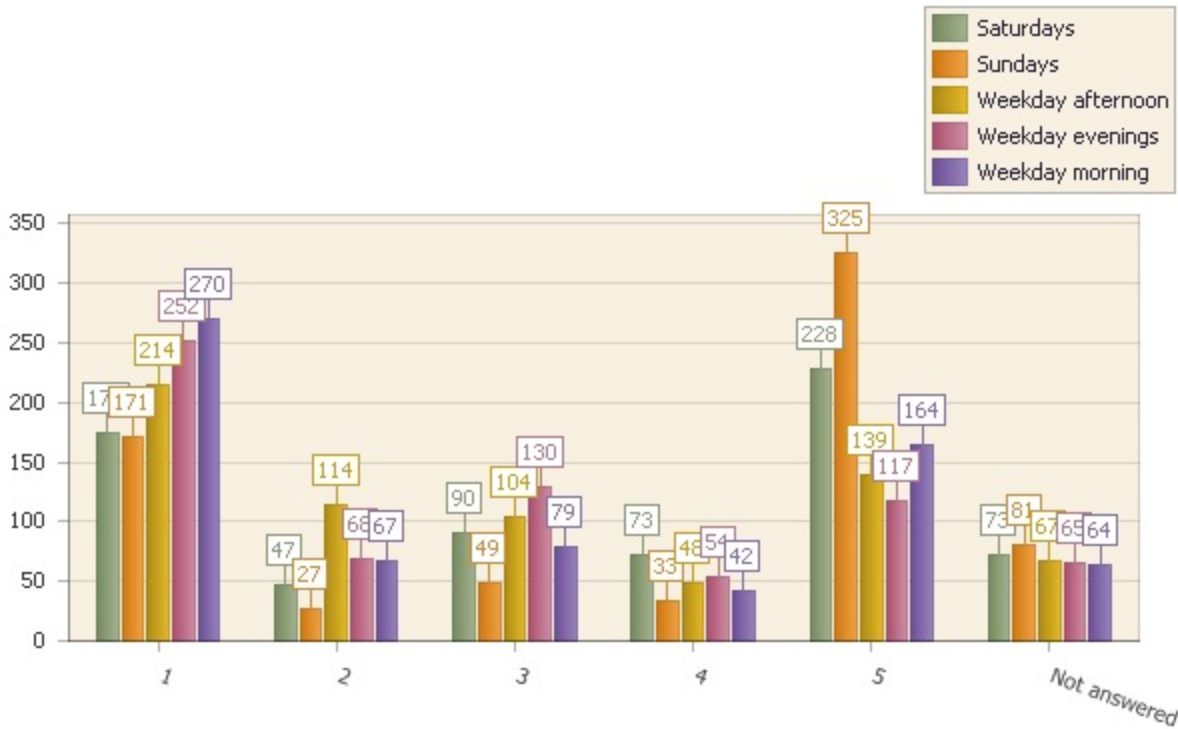
Please rate your preferences on the following course scheduling options (1=highest, 5=lowest)

Question type: Matrix & Multimatrix

Number of responses: 634

Number of respondents: 686

Scale: 1 – 5



Matrix row	Not answered	Mean	Std dev	Count and % Rating 1	Count and % Rating 2	Count and % Rating 3	Count and % Rating 4	Count and % Rating 5
Weekday morning	64 (9.3%)	2.6	1.7	270 (43.4%)	67 (10.8%)	79 (12.7%)	42 (6.8%)	164 (26.4%)
Weekday afternoon	67 (9.8%)	2.7	1.6	214 (34.6%)	114 (18.4%)	104 (16.8%)	48 (7.8%)	139 (22.5%)
Weekday evenings	65 (9.5%)	2.5	1.5	252 (40.6%)	68 (11.0%)	130 (20.9%)	54 (8.7%)	117 (18.8%)
Saturdays	73 (10.6%)	3.2	1.7	175 (28.5%)	47 (7.7%)	90 (14.7%)	73 (11.9%)	228 (37.2%)
Sundays	81 (11.8%)	3.5	1.8	171 (28.3%)	27 (4.5%)	49 (8.1%)	33 (5.5%)	325 (53.7%)

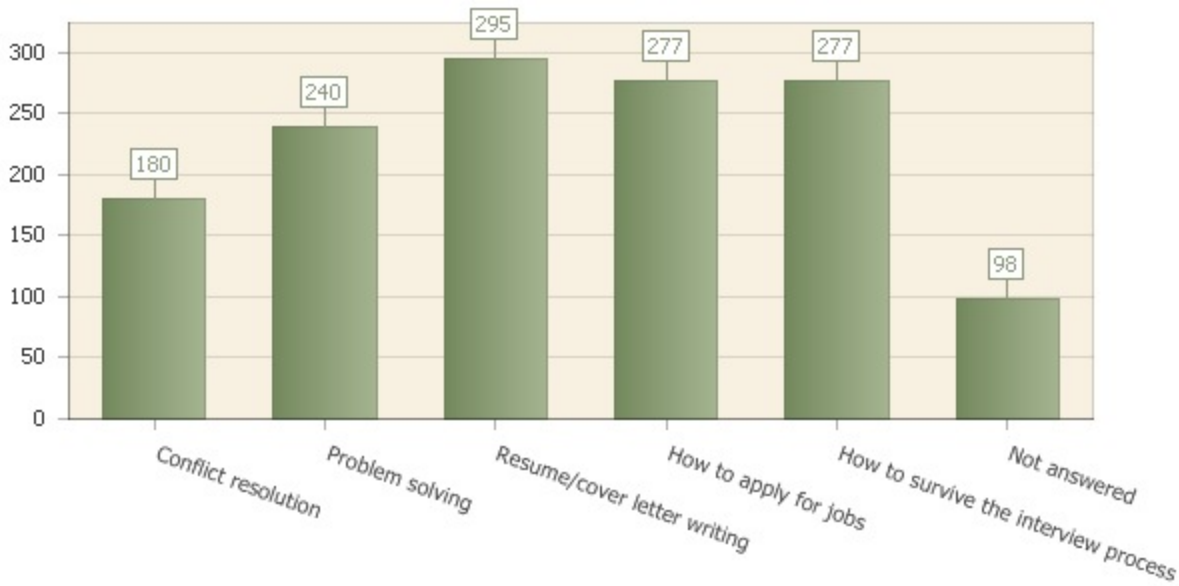
1.1.33. P6Q3

Which of the following would you like to have incorporated into your program of study? (please check all that apply)

Question type: Multiple choice

Number of responses: 588

Number of respondents: 686



Answer	Count	Percent answer
Conflict resolution	180	26.2%
Problem solving	240	35.0%
Resume/cover letter writing	295	43.0%
How to apply for jobs	277	40.4%
How to survive the interview process	277	40.4%
Not answered	98	14.3%

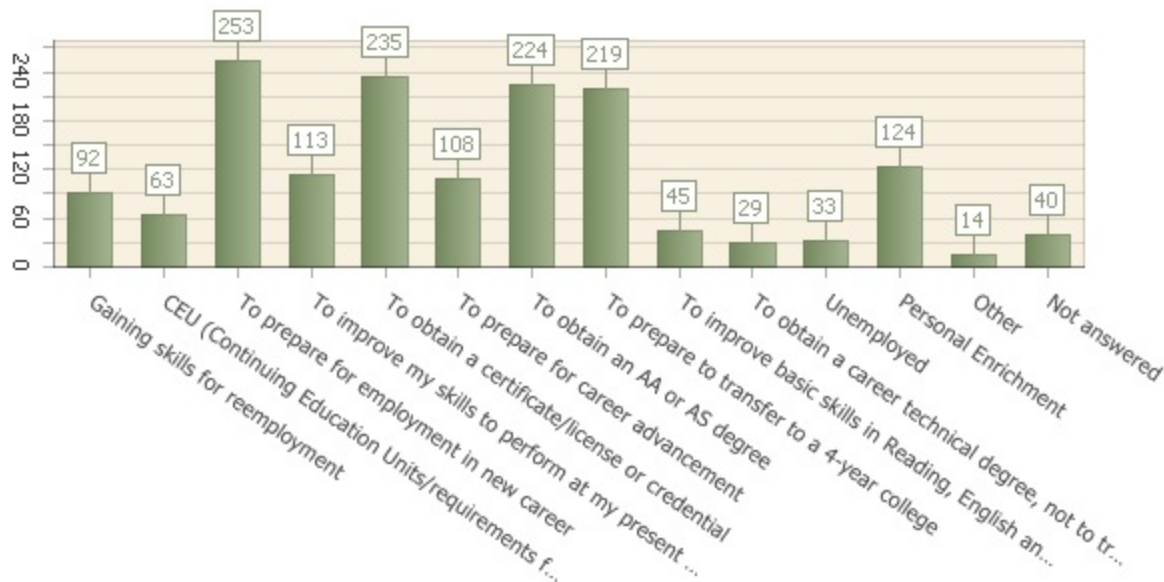
1.1.34. P6Q4

Why are you currently enrolled in college courses? (please check all that apply)

Question type: Multiple choice

Number of responses: 646

Number of respondents: 686



Answer	Count	Percent answer
Gaining skills for reemployment	92	13.4%
CEU (Continuing Education Units/requirements for your particular field)	63	9.2%
To prepare for employment in new career	253	36.9%
To improve my skills to perform at my present job	113	16.5%
To obtain a certificate/license or credential	235	34.3%
To prepare for career advancement	108	15.7%
To obtain an AA or AS degree	224	32.7%
To prepare to transfer to a 4-year college	219	31.9%
To improve basic skills in Reading, English and Math	45	6.6%
To obtain a career technical degree, not to transfer	29	4.2%
Unemployed	33	4.8%
Personal Enrichment	124	18.1%
Other	14	2.0%
Not answered	40	5.8%

Textual answers

Date	Respondent	Answer
3/1/2013	Anonymous	To obtain an AA or AS degree and transfer to a 4-year college
3/1/2013	Anonymous	Disability
3/1/2013	Anonymous	The wellness program is giving me the fundamentals, skills, and knowledge necessary for success in my field and the growth of my current entrepreneurial firm.
3/5/2013	Anonymous	To benefit future life and wealthy employment
3/6/2013	Anonymous	Transfer
3/6/2013	Anonymous	Concurrent Enrollment
3/7/2013	Anonymous	two years degree
3/13/2013	Anonymous	to take a few classes for self-enrichment
3/14/2013	Anonymous	To graduate faster

1.1.35. P6Q5

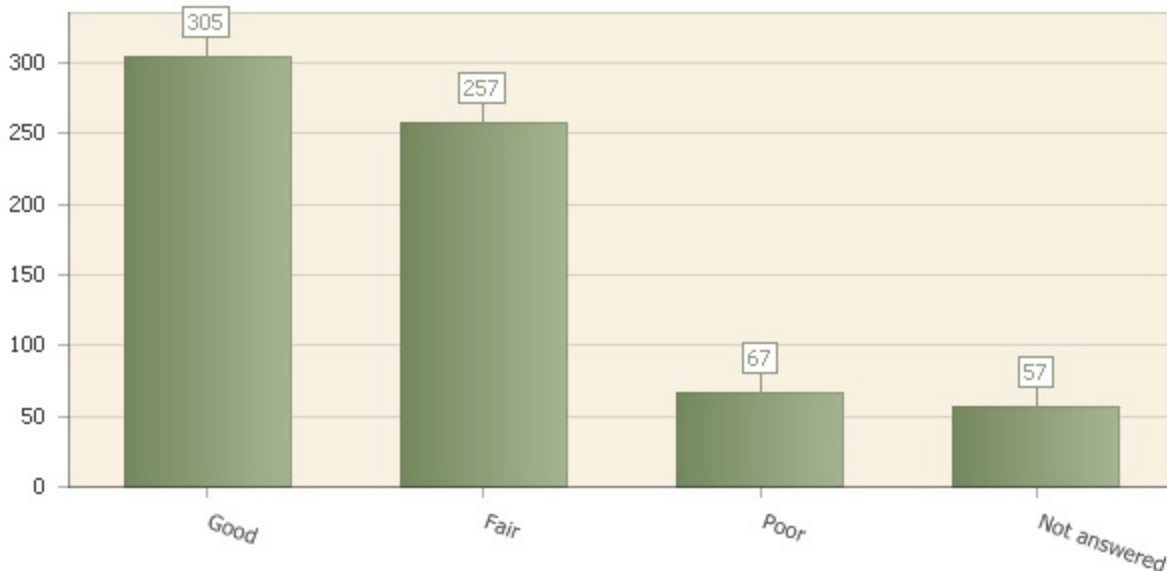
Please rate your level of preparation for the CTE program in the following categories:

Question type: Matrix & Multimatrix

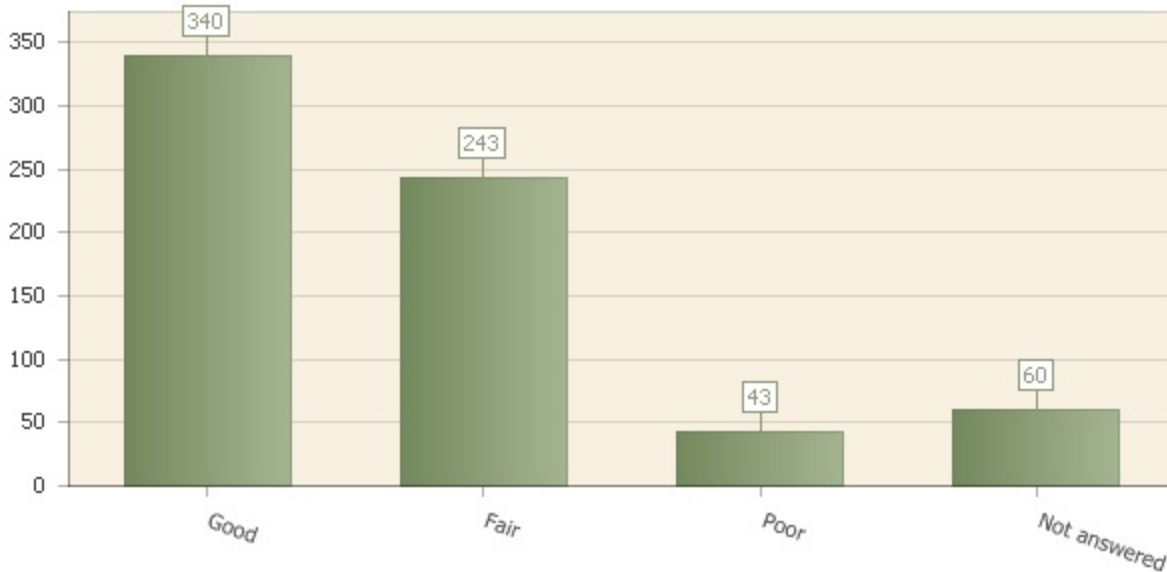
Number of responses: 631

Number of respondents: 686

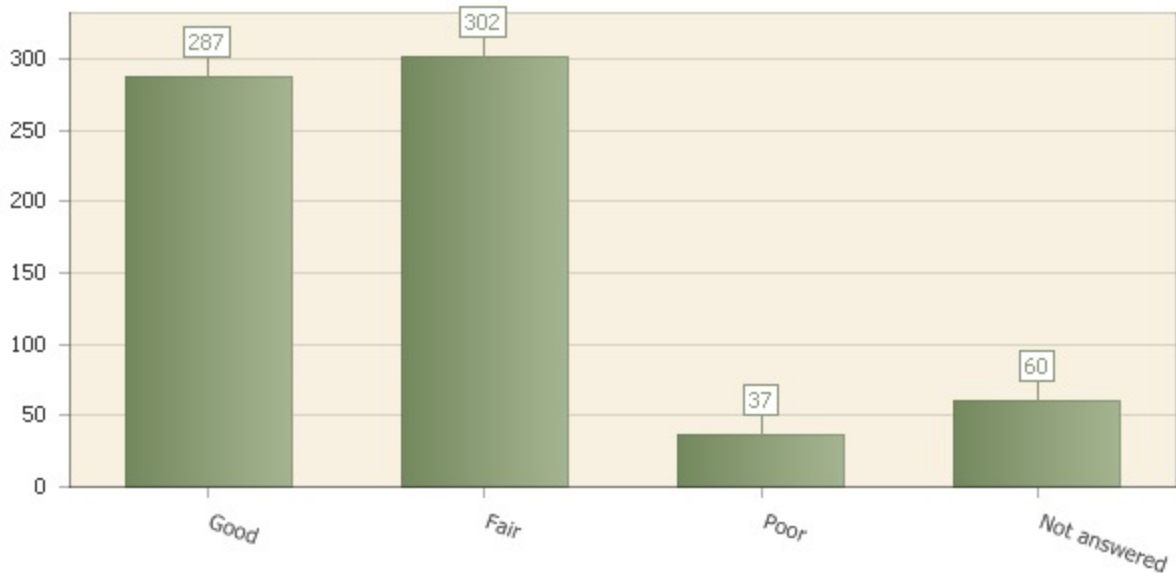
Mathematics



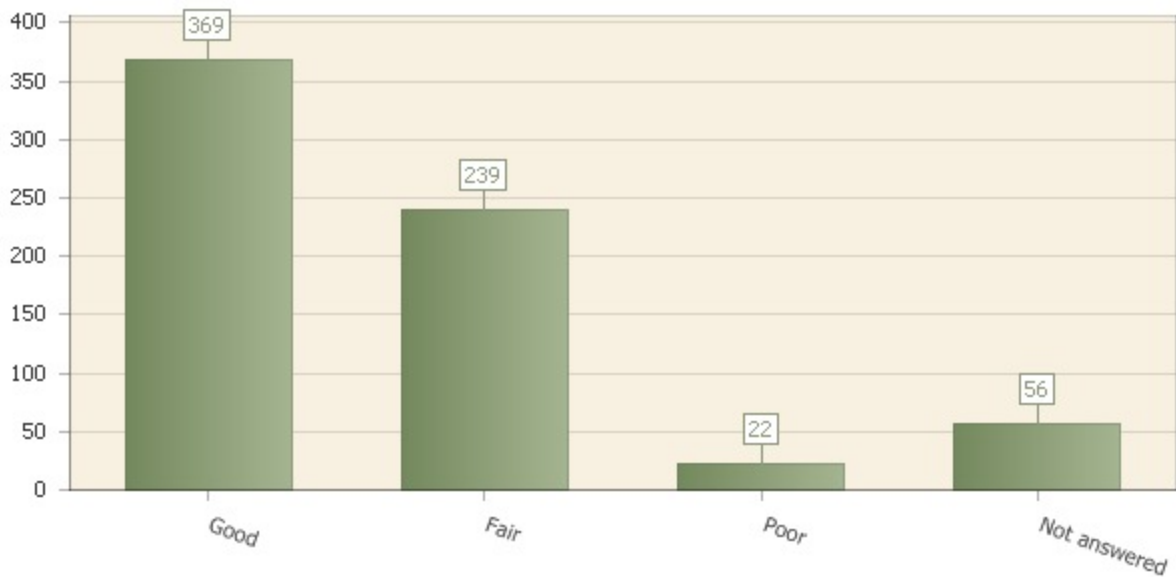
English writing



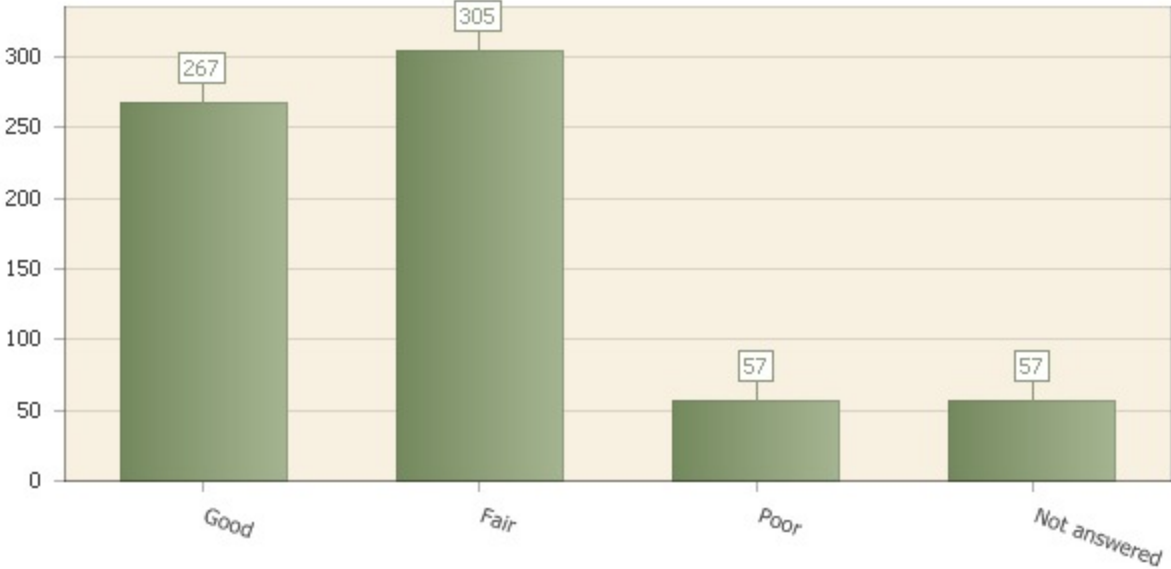
Library skills



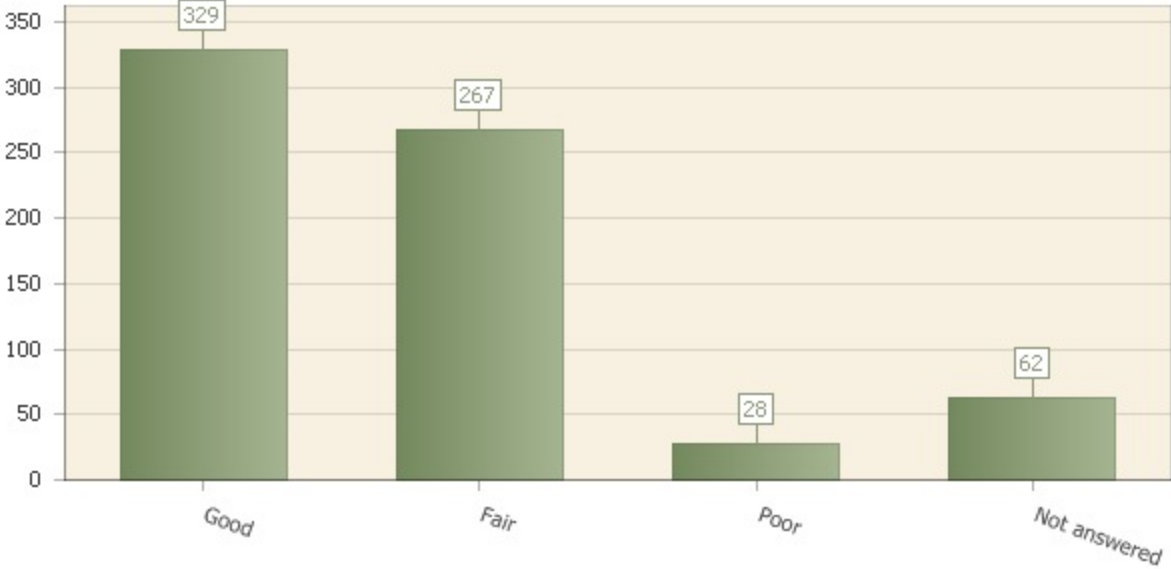
Computer skills



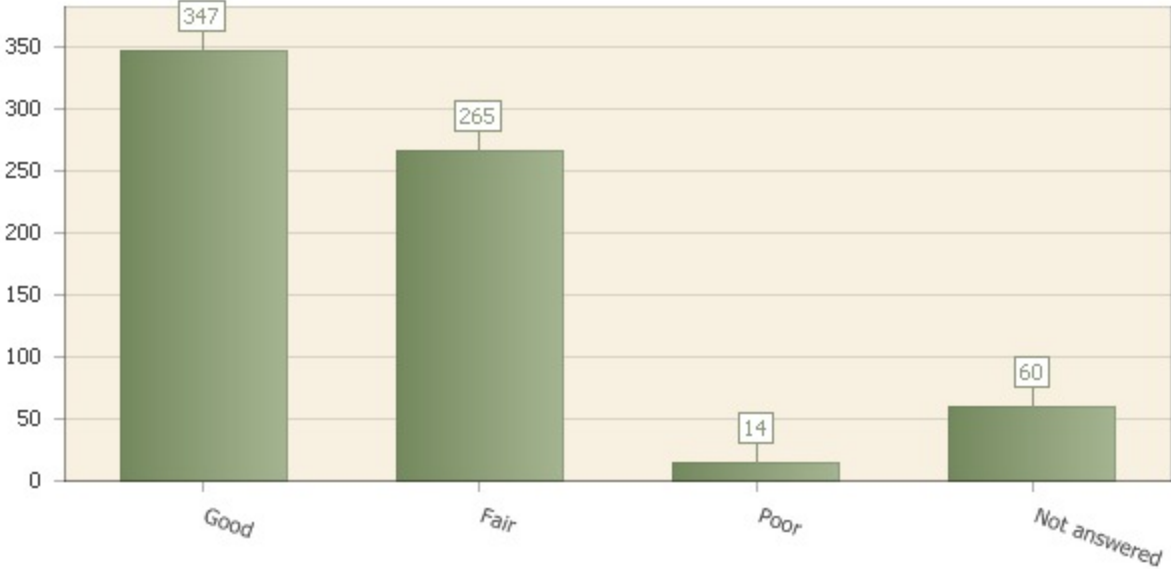
Study habits



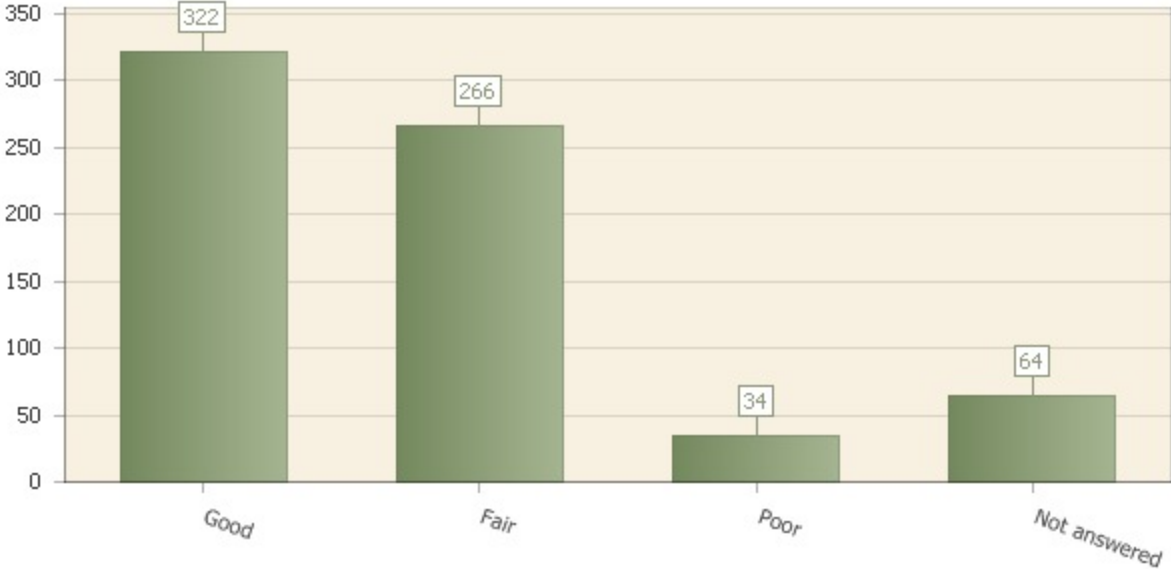
Note taking



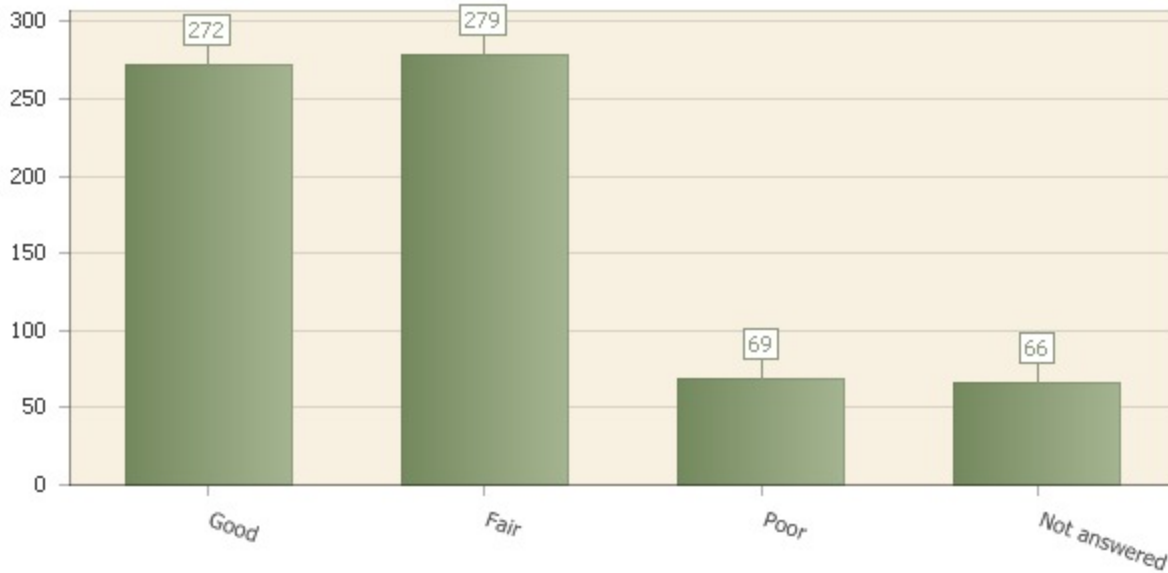
Reading skills



Research skills



In-class presentations



Matrix row	Not answered	Good	Fair	Poor
Mathematics	57 (8.3%)	305 (44.5%)	257 (37.5%)	67 (9.8%)
English writing	60 (8.7%)	340 (49.6%)	243 (35.4%)	43 (6.3%)
Library skills	60 (8.7%)	287 (41.8%)	302 (44.0%)	37 (5.4%)
Computer skills	56 (8.2%)	369 (53.8%)	239 (34.8%)	22 (3.2%)
Study habits	57 (8.3%)	267 (38.9%)	305 (44.5%)	57 (8.3%)
Note taking	62 (9.0%)	329 (48.0%)	267 (38.9%)	28 (4.1%)
Reading skills	60 (8.7%)	347 (50.6%)	265 (38.6%)	14 (2.0%)
Research skills	64 (9.3%)	322 (46.9%)	266 (38.8%)	34 (5.0%)
In-class presentations	66 (9.6%)	272 (39.7%)	279 (40.7%)	69 (10.1%)

1.1.36. P6Q6

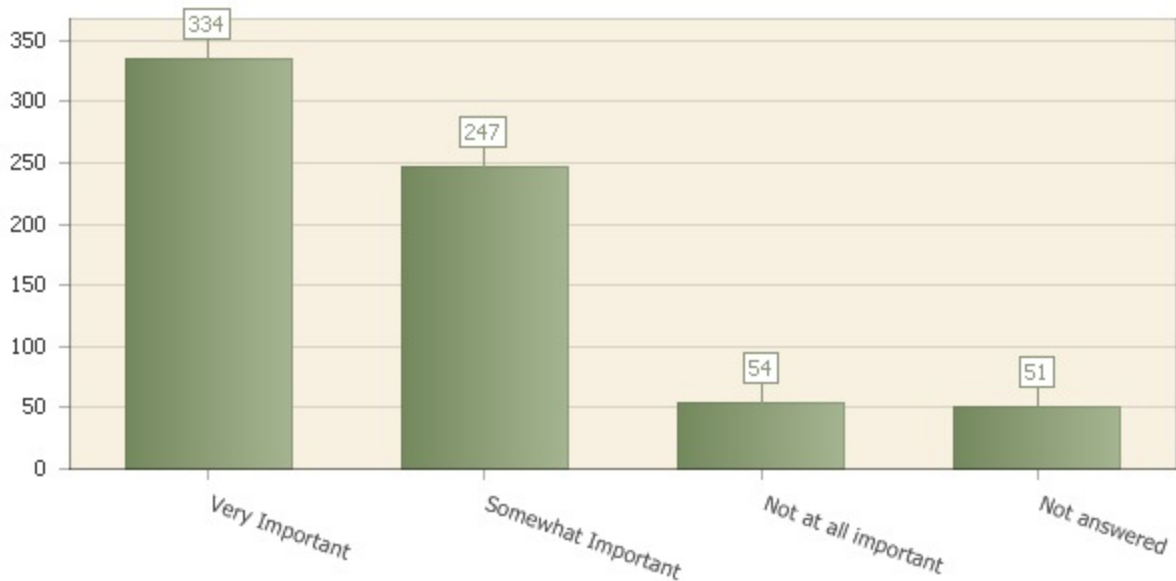
How important are the following categories to your specific area of study:

Question type: Matrix & Multimatrix

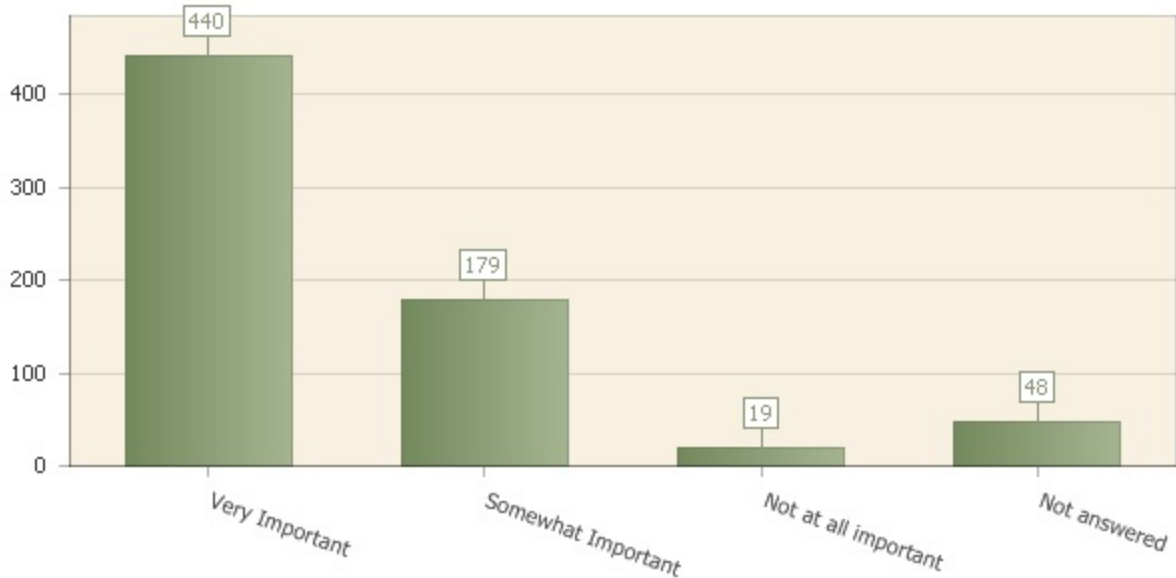
Number of responses: 640

Number of respondents: 686

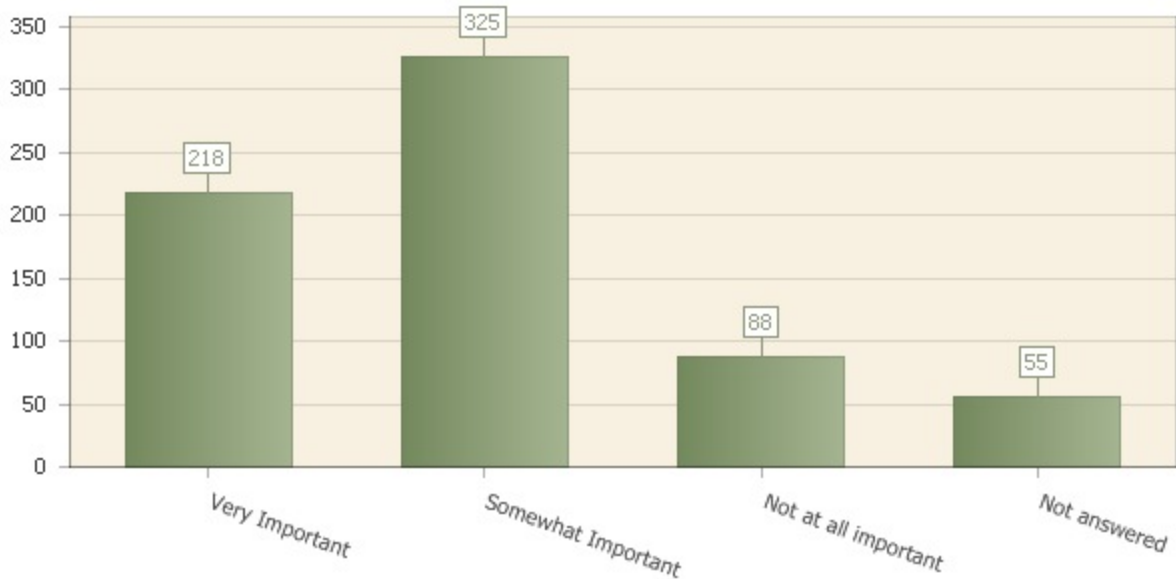
Mathematics



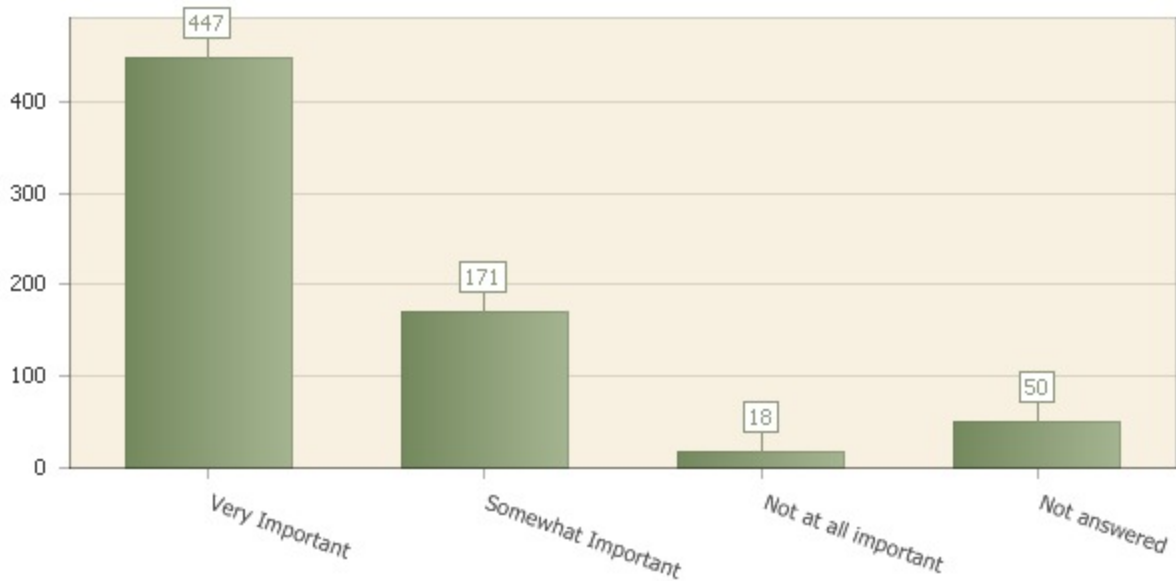
English writing



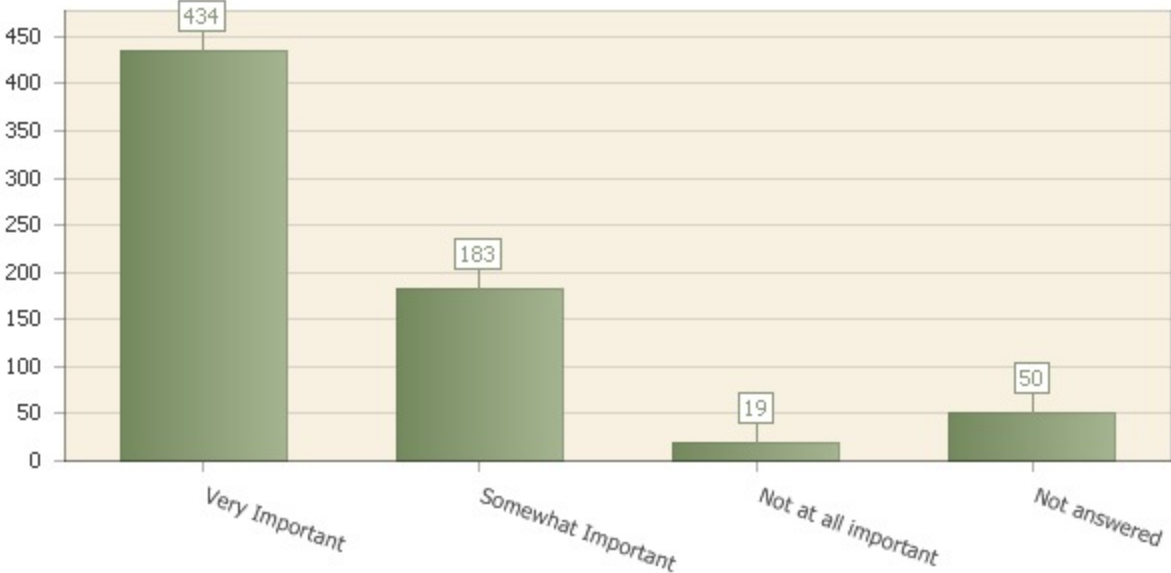
Library skills



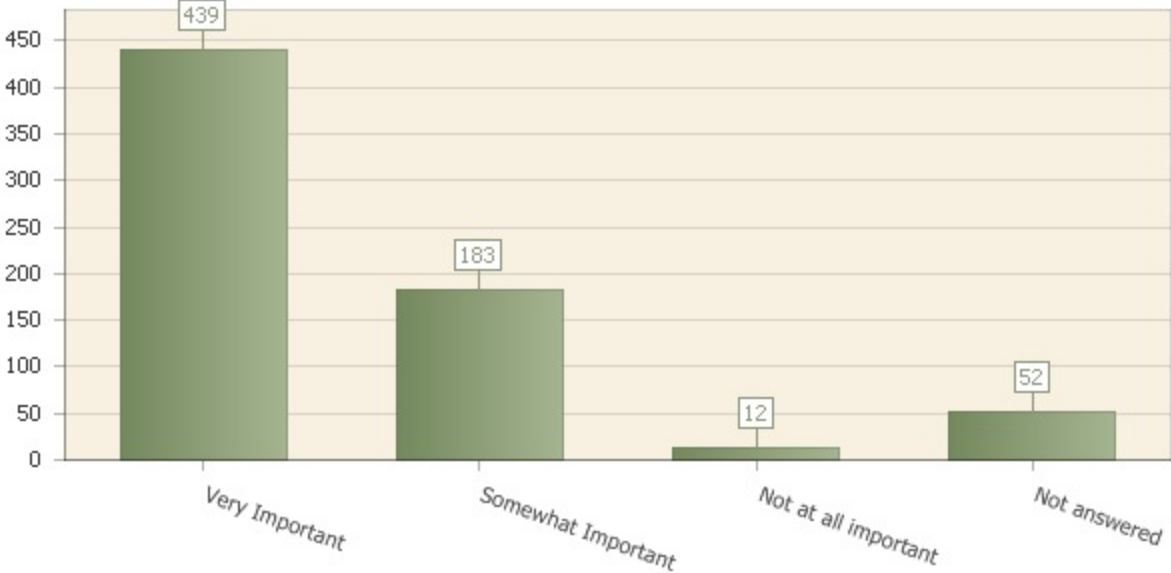
Computer skills



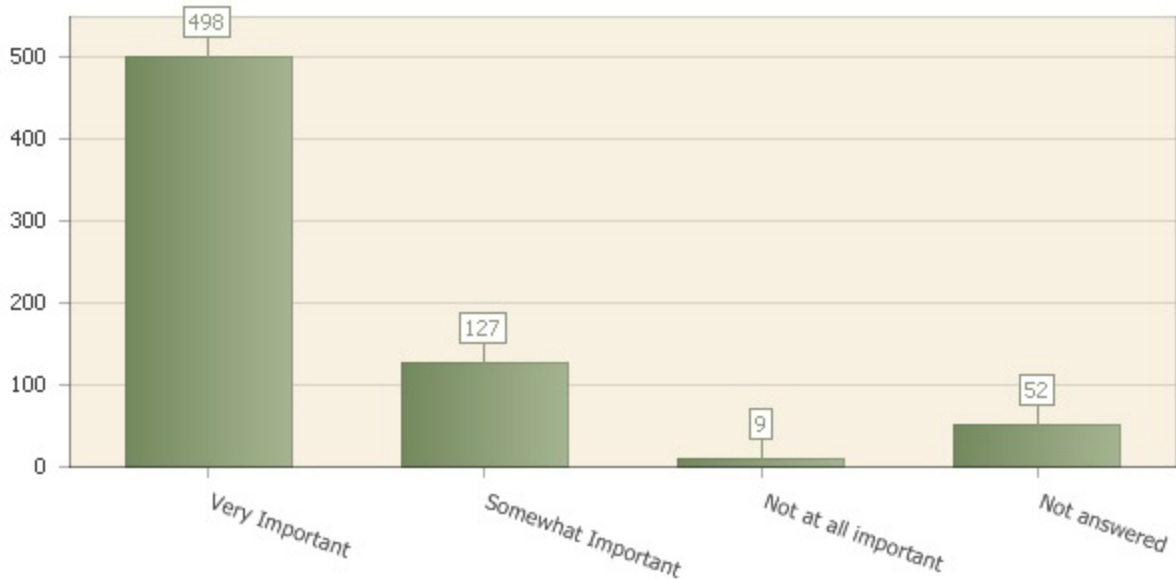
Study habits



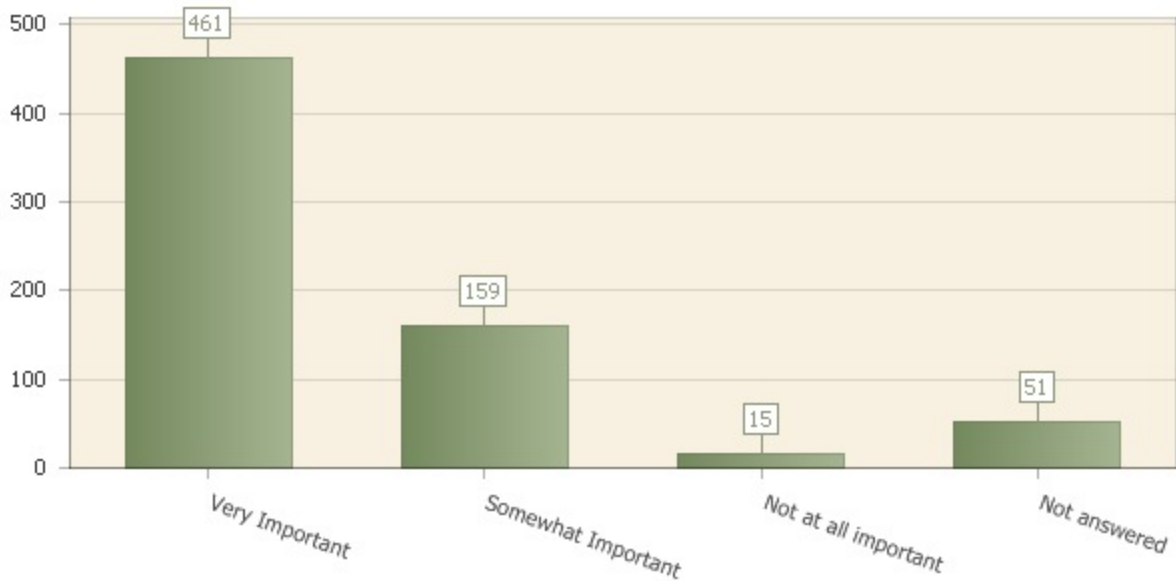
Note taking



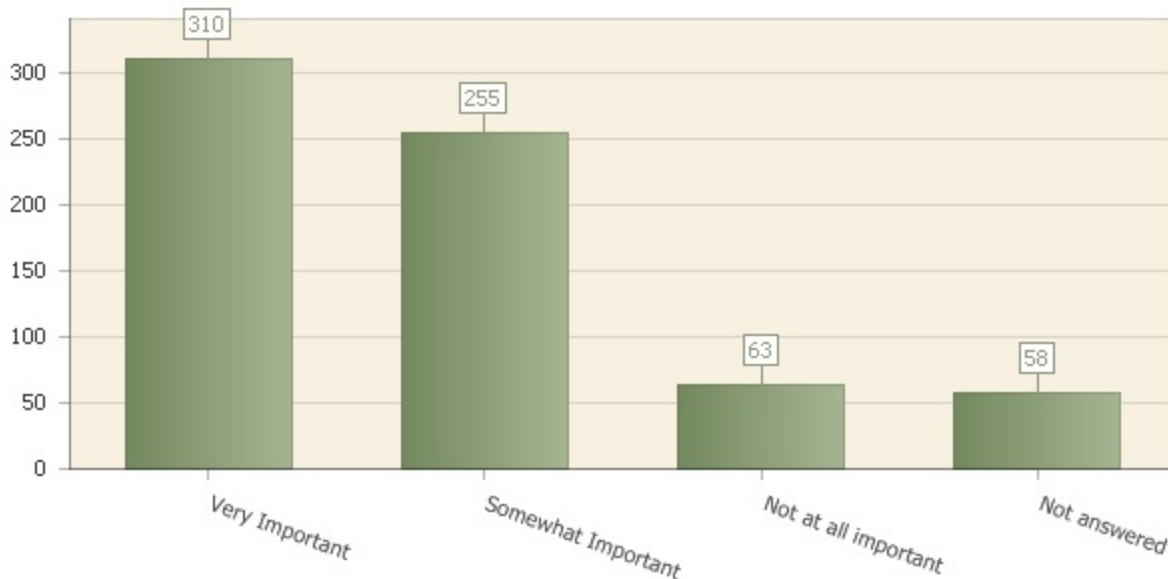
Reading skills



Research skills



In-class presentations



Matrix row	Not answered	Very Important	Somewhat Important	Not at all important
Mathematics	51 (7.4%)	334 (48.7%)	247 (36.0%)	54 (7.9%)
English writing	48 (7.0%)	440 (64.1%)	179 (26.1%)	19 (2.8%)
Library skills	55 (8.0%)	218 (31.8%)	325 (47.4%)	88 (12.8%)
Computer skills	50 (7.3%)	447 (65.2%)	171 (24.9%)	18 (2.6%)
Study habits	50 (7.3%)	434 (63.3%)	183 (26.7%)	19 (2.8%)
Note taking	52 (7.6%)	439 (64.0%)	183 (26.7%)	12 (1.7%)
Reading skills	52 (7.6%)	498 (72.6%)	127 (18.5%)	9 (1.3%)
Research skills	51 (7.4%)	461 (67.2%)	159 (23.2%)	15 (2.2%)
In-class presentations	58 (8.5%)	310 (45.2%)	255 (37.2%)	63 (9.2%)

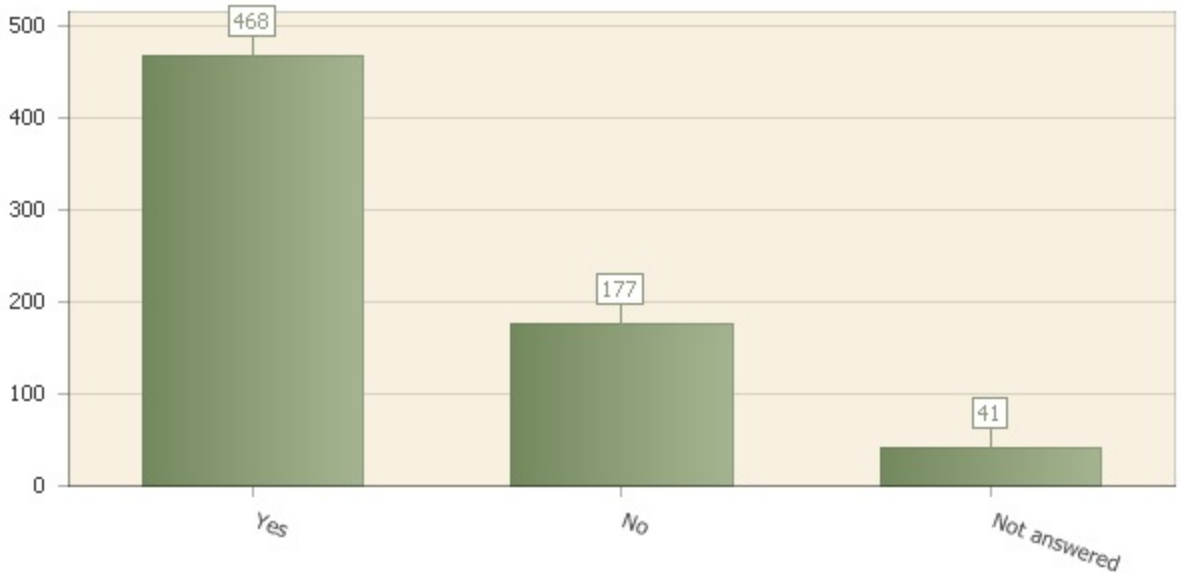
1.1.37. P6Q7

Did you meet with an academic counselor during your first semester?

Question type: Multiple choice

Number of responses: 645

Number of respondents: 686



Answer	Count	Percent answer
Yes	468	68.2%
No	177	25.8%
Not answered	41	6.0%