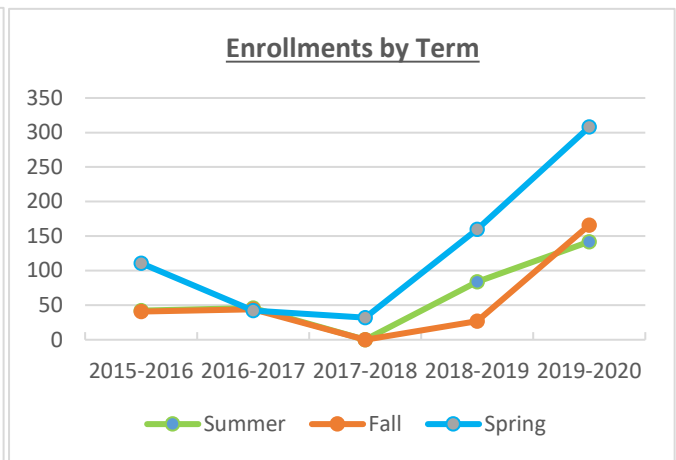
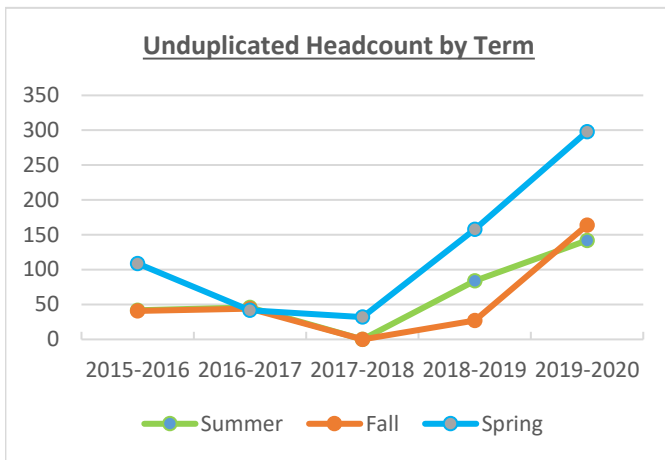


Unduplicated Headcount by Term

Term	2015-2016	2016-2017	2017-2018	2018-2019	2019-2020
Summer	42	46	0	84	142
Fall	41	44	0	27	164
Spring	109	42	32	158	298
Total	187	131	32	264	579

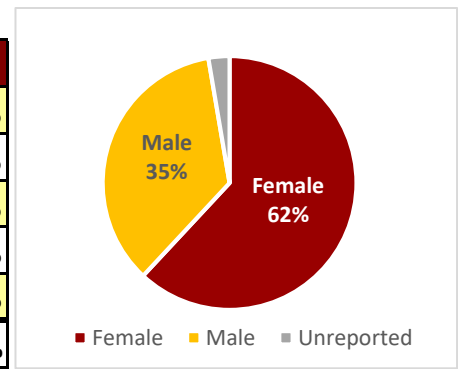
Enrollments by Term

Term	2015-2016	2016-2017	2017-2018	2018-2019	2019-2020
Summer	42	46	0	84	142
Fall	41	44	0	27	166
Spring	111	42	32	160	308
Total	194	132	32	271	616



Unduplicated Headcount by Gender

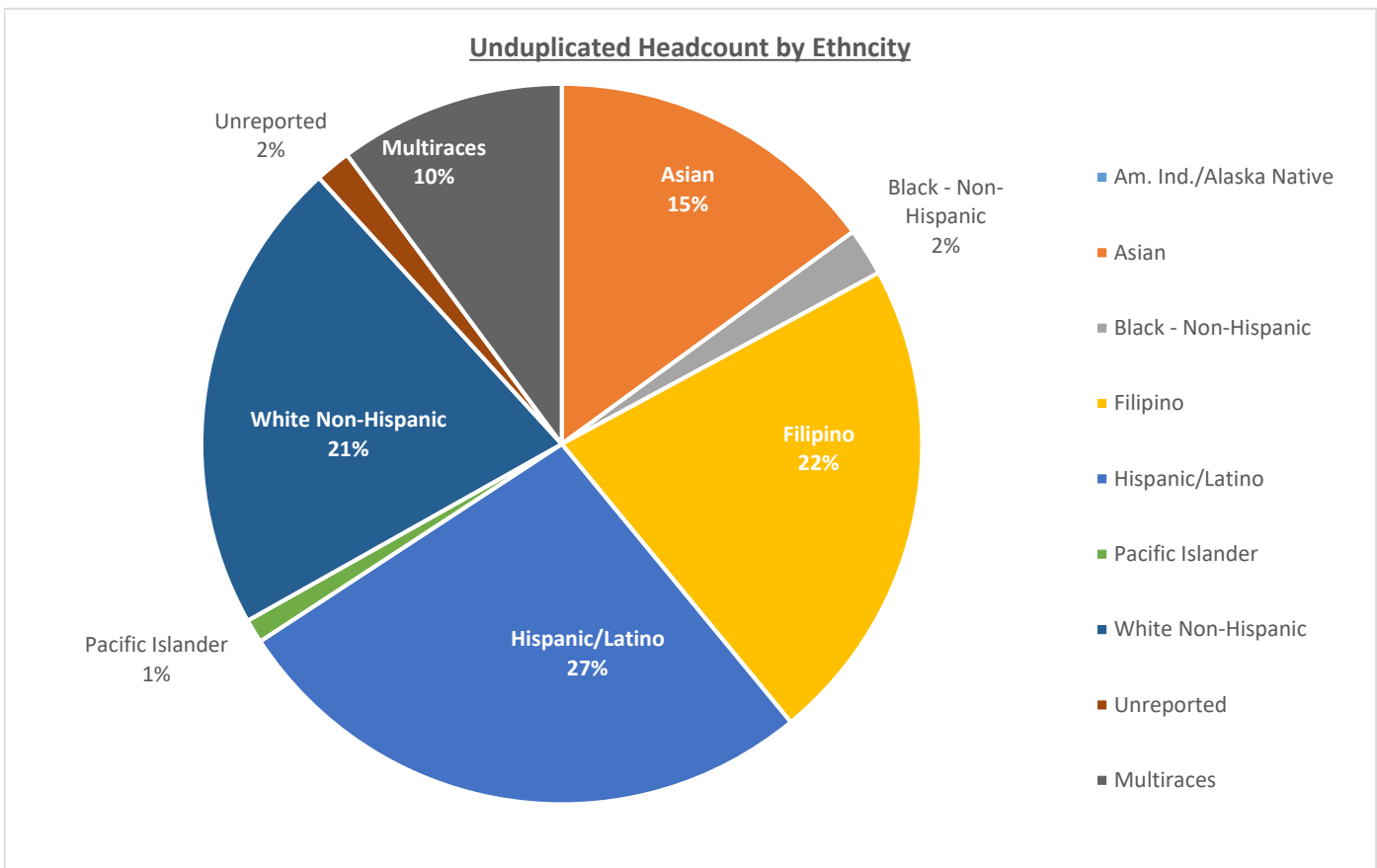
Year	Female	F %	Male	M %	Unreported	U %
2015-2016	121	64.7%	59	31.6%	7	3.7%
2016-2017	81	61.8%	48	36.6%	2	1.5%
2017-2018	20	62.5%	11	34.4%	1	3.1%
2018-2019	164	62.1%	92	34.8%	8	3.0%
2019-2020	356	61.5%	209	36.1%	14	2.4%
Total	716	61.9%	409	35.4%	31	2.7%



Unduplicated Headcount by Ethnicity

Ethnicity	2015-2016	15-16 %	2016-2017	16-17 %	2017-2018	17-18 %	2018-2019	18-19 %	2019-2020	19-20 %
Am. Ind./Alaska Native	0	0.0%	1	0.8%	0	0.0%	0	0.0%	0	0.0%
Asian	28	15.0%	25	19.1%	12	37.5%	39	14.8%	77	13.3%
Black - Non-Hispanic	4	2.1%	11	8.4%	0	0.0%	6	2.3%	17	2.9%
Filipino	41	21.9%	19	14.5%	2	6.3%	64	24.2%	116	20.0%
Hispanic/Latino	50	26.7%	30	22.9%	9	28.1%	85	32.2%	200	34.5%
Pacific Islander	2	1.1%	3	2.3%	0	0.0%	5	1.9%	8	1.4%
White Non-Hispanic	40	21.4%	25	19.1%	5	15.6%	38	14.4%	94	16.2%
Unreported	3	1.6%	3	2.3%	1	3.1%	5	1.9%	11	1.9%
Multiraces	19	10.2%	14	10.7%	3	9.4%	22	8.3%	56	9.7%

Unduplicated Headcount by Ethnicity



Unduplicated Headcount by Age

Age	2015-2016	15-16 %	2016-2017	16-17 %	2017-2018	17-18 %	2018-2019	18-19 %	2019-2020	19-20 %
Age Under 18	11	5.9%	5	3.8%	4	12.5%	19	7.2%	54	9.3%
Age 18 - 22	97	51.9%	69	52.7%	13	40.6%	163	61.7%	329	56.8%
Age 23 - 28	43	23.0%	26	19.8%	5	15.6%	43	16.3%	118	20.4%
Age 29 - 39	27	14.4%	19	14.5%	7	21.9%	25	9.5%	47	8.1%
Age 40 - 49	4	2.1%	5	3.8%	1	3.1%	8	3.0%	12	2.1%
Age 50 - 59	4	2.1%	6	4.6%	2	6.3%	5	1.9%	14	2.4%
Age 60 +	1	0.5%	1	0.8%	0	0.0%	1	0.4%	4	0.7%
Age Unreported	0	0.0%	0	0.0%	0	0.0%	0	0.0%	1	0.2%
Total	187		131		32		264		579	

Unduplicated Headcount by Education Goal

Education Goal	2015-2016	15-16 %	2016-2017	16-17 %	2017-2018	17-18 %	2018-2019	18-19 %	2019-2020	19-20 %
4yr stu take class for 4yr col	13	7.0%	6	4.6%	0	0.0%	14	5.3%	24	4.1%
College Preparation	0	0.0%	0	0.0%	0	0.0%	6	2.3%	16	2.8%
CTE Certif/Career Dev	10	5.3%	2	1.5%	4	12.5%	9	3.4%	18	3.1%
Degree/Transfer	149	79.7%	115	87.8%	23	71.9%	219	83.0%	474	81.9%
Exploratory	15	8.0%	8	6.1%	5	15.6%	16	6.1%	47	8.1%
Total	187		131		32		264		579	

Unduplicated Headcount by Fall Unit Load

Unit Load	FA15	FA15 %	FA16	FA16 %	FA18	FA18 %	FA19	FA19 %	F	19-20 %
Full Time (12+ Units)	25	61.0%	26	59.1%	0	0.0%	8	29.6%	87	53.0%
Part Time (< 12 Units)	16	39.0%	18	40.9%	0	0.0%	19	70.4%	77	47.0%
Total	41		44		0		27		164	

SKYLINE COLLEGE STUDENT OUTCOMES

Art and Film Online Courses (Excludes Summer)



Annual Course Success and Retention (Excludes Summer)

Year	Enrollments	Success Count	Success Rate	Retention Rate	Withdrawal Rate
2015-2016	152	84	55.3%	71.7%	28.3%
2016-2017	86	51	59.3%	77.9%	22.1%
2017-2018	32	16	50.0%	68.8%	31.3%
2018-2019	187	122	65.2%	78.1%	21.9%
2019-2020	474	304	64.1%	85.0%	15.0%
Total	931	577	62.0%	80.2%	19.8%

Term Course Success and Retention (Excludes Summer)

Term	Enrollments	Success Count	Success Rate	Retention Rate	Withdrawal Rate
Fall 2015	41	24	58.5%	73.2%	26.8%
Fall 2016	44	26	59.1%	75.0%	25.0%
Fall 2018	166	103	62.0%	77.7%	22.3%
Fall 2019	111	60	54.1%	71.2%	28.8%
Spring 2016	42	25	59.5%	81.0%	19.0%
Spring 2017	32	16	50.0%	68.8%	31.3%
Spring 2018	160	108	67.5%	80.0%	20.0%
Spring 2019	308	201	65.3%	89.0%	11.0%
Spring 2020	931	577	62.0%	80.2%	19.8%
Total	7,507	5,760	76.7%	89.7%	10.3%

SKYLINE COLLEGE STUDENT OUTCOMES

Art and Film Online Courses (Excludes Summer)



Course Success and Withdrawal by Ethnicity (Excludes Summer)

Ethnicity	Enrollment (2015-16)	Success (2015-16)	Withdrawal (2015-16)	Enrollment (2016-17)	Success (2016-17)	Withdrawal (2016-17)	Enrollment (2017-18)	Success (2017-18)	Withdrawal (2017-18)	Enrollment (2018-19)	Success (2018-19)	Withdrawal (2018-19)	Enrollment (2019-20)	Success (2019-20)	Withdrawal (2019-20)	Enrollment (TOTAL)	Success (TOTAL)	Withdrawal (TOTAL)
Asian	19	84%	11%	14	64%	14%	12	67%	8%	32	78%	16%	63	76%	10%	140	76%	11%
Black - Non-Hispanic	5	0%	80%	9	56%	0%	0	0%	0%	4	25%	50%	13	38%	15%	31	35%	26%
Filipino	33	61%	33%	16	44%	56%	2	50%	50%	44	66%	23%	90	62%	17%	185	61%	25%
Hispanic/Latino	36	58%	25%	17	65%	24%	9	11%	67%	56	63%	25%	172	58%	17%	290	58%	21%
Pacific Islander	1	0%	100%	1	100%	0%	0	0%	0%	2	50%	0%	6	67%	17%	10	60%	20%
White Non-Hispanic	38	50%	24%	17	71%	6%	5	60%	20%	29	59%	21%	79	68%	14%	168	63%	17%
Unreported	4	50%	0%	1	100%	0%	1	100%	0%	3	67%	33%	9	89%	11%	18	78%	11%
Multiraces	16	38%	44%	11	45%	27%	3	67%	33%	17	71%	18%	42	71%	14%	89	62%	22%
Total	152	55%	28%	86	59%	22%	32	50%	31%	187	65%	22%	474	64%	15%	931	62%	20%

SKYLINE COLLEGE STUDENT OUTCOMES

Art and Film Online Courses (Excludes Summer)



Course Success and Withdrawal by Age (Excludes Summer)

Age	Enrollment (2015-16)	Success (2015-16)	Withdrawal (2015-16)	Enrollment (2016-17)	Success (2016-17)	Withdrawal (2016-17)	Enrollment (2017-18)	Success (2017-18)	Withdrawal (2017-18)	Enrollment (2018-19)	Success (2018-19)	Withdrawal (2018-19)	Enrollment (2019-20)	Success (2019-20)	Withdrawal (2019-20)	Enrollment (TOTAL)	Success (TOTAL)	Withdrawal (TOTAL)
Age Under 18	11	55%	27%	5	80%	0%	4	100%	0%	16	75%	19%	44	77%	0%	80	75%	8%
Age 18 - 22	78	59%	28%	39	51%	36%	13	46%	38%	110	66%	22%	268	64%	16%	508	62%	21%
Age 23 - 28	34	44%	41%	18	67%	11%	5	80%	0%	30	60%	23%	92	57%	22%	179	56%	24%
Age 29 - 39	22	64%	14%	14	57%	14%	7	14%	43%	19	63%	26%	46	72%	9%	108	63%	16%
Age 40 - 49	2	50%	50%	2	100%	0%	1	100%	0%	7	57%	14%	9	67%	11%	21	67%	14%
Age 50 - 59	4	50%	0%	7	57%	14%	2	0%	100%	4	75%	0%	11	64%	27%	28	57%	21%
Age 60 +	1	0%	0%	1	100%	0%	0	0%	0%	1	0%	100%	3	0%	0%	6	17%	17%
Age Unreported	0	0%	0%	0	0%	0%	0	0%	0%	0	0%	0%	1	100%	0%	1	100%	0%
Total	152	55%	28%	86	59%	22%	32	50%	31%	187	65%	22%	474	64%	15%	931	62%	20%

SKYLINE COLLEGE STUDENT OUTCOMES
Art and Film Online Courses (Excludes Summer)



Annual Course Success and Retention by Gender (Excludes Summer)

2015-16 Gender	Enrollments	Success Rate	Retention Rate	Withdrawal Rate
Female	95	50.5%	71.6%	28.4%
Male	50	66.0%	72.0%	28.0%
Unreported	7	42.9%	71.4%	28.6%
Total	152	55.3%	71.7%	28.3%

2016-17 Gender	Enrollments	Success Rate	Retention Rate	Withdrawal Rate
Female	58	58.6%	77.6%	22.4%
Male	26	57.7%	76.9%	23.1%
Unreported	2	100.0%	100.0%	0.0%
Total	86	59.3%	77.9%	22.1%

2017-18 Gender	Enrollments	Success Rate	Retention Rate	Withdrawal Rate
Female	20	50.0%	60.0%	40.0%
Male	11	45.5%	81.8%	18.2%
Unreported	1	100.0%	100.0%	0.0%
Total	32	50.0%	68.8%	31.3%

2018-19 Gender	Enrollments	Success Rate	Retention Rate	Withdrawal Rate
Female	114	67.5%	78.9%	21.1%
Male	65	63.1%	78.5%	21.5%
Unreported	8	50.0%	62.5%	37.5%
Total	187	65.2%	78.1%	21.9%

2019-20 Gender	Enrollments	Success Rate	Retention Rate	Withdrawal Rate
Female	283	62.9%	84.8%	15.2%
Male	178	65.7%	86.0%	14.0%
Unreported	13	69.2%	76.9%	23.1%
Total	474	64.1%	85.0%	15.0%

Annual Productivity

Year	FTEF	FTES	FTES % Change	Load	Load % Change	Sections	Census Enroll / Section
2015-2016	1.0	19.17		575.10		5	38.8
2016-2017	.60	12.88	-32.8%	644.00	12.0%	3	44.3
2017-2018	.27	6.08	-52.8%	667.32	3.6%	1	32.0
2018-2019	1.82	33.45	450.2%	551.37	-17.4%	8	33.9
2019-2020	3.82	67.68	102.3%	531.54	-3.6%	18	34.2

Term Productivity

Year	FTEF	FTES	FTES % Change	Load	Load % Change	Sections	Census Enroll / Section
Fall 2015	.20	4.10		615.00		1	41.0
Fall 2016	.20	4.50	9.8%	675.00	9.8%	1	45.0
Fall 2018	.27	5.31	18.0%	582.80	-13.7%	1	27.0
Fall 2019	1.07	18.53	249.0%	518.01	-11.1%	5	33.2
Spring 2016	.60	10.87	-41.3%	543.50	4.9%	3	37.0
Spring 2017	.20	3.78	-65.2%	567.00	4.3%	1	42.0
Spring 2018	.27	6.08	60.8%	667.32	17.7%	1	32.0
Spring 2019	1.15	19.74	224.7%	516.45	-22.6%	5	32.0
Spring 2020	1.95	34.95	77.1%	538.61	4.3%	9	34.2
Summer 2015	.20	4.20	-88.0%	630.00	17.0%	1	42.0
Summer 2016	.20	4.60	9.5%	690.00	9.5%	1	46.0
Summer 2018	.40	8.40	82.6%	630.00	-8.7%	2	42.0
Summer 2019	.80	14.20	69.0%	532.50	-15.5%	4	35.5

Definition

Terminology	Definition
Reporting Period	Academic Year(s): 2015-2016 to 2019-20
Duplicated Headcount (Enrollments)	Counts each student once for every course in which they enroll.
Unduplicated Headcount	Counts each student once and only once, regardless of the number of courses in which they enroll.
Course Success	Grades starting with 'A', 'B', 'C', and 'P' are considered successful – all other letter grades represent unsuccessful outcomes. The success rate is calculated based on the following formula: number of registrations with grades A, B, C, or P ÷ Number of registrations with a non-blank grade. Note that the denominator includes withdrawals, i.e. grades of W.
Course Retention	The percentage of enrollments that earned any letter grade other than W.
Course Withdrawal	The percentage of enrollments that earned a W letter grade.
4 yr stu take class for 4 yr col	Students with education goal listed as 4-year students take class for 4-year college
College Preparation Goal	Students with education goal listed as Complete Credits for HS Diplom, or Improve Basic Skills
CTE Certif/Career Development Goal	Students with education goal listed as Acquire Job Skills/ New Career, Earn 2 year Certificate without Transfer, Maintain Certificate/License, Update Job Skills/ Job Advance, or Earn Vocational Certificate without Transfer
Degree/Transfer Goal	Students with education goal listed as Earn AA/AS & Transfer to 4 year institution, Earn AA/AS w/out Transfer, or Transfer to 4 year institution without AA/AS
Exploratory Goal	Students with education goal not listed as 4-year students take class for 4-year college, College Preparation, CTE Certificate/Career Development, or Degree/Transfer
Full-Time Equivalent Faculty (FTEF)	Total faculty workload divided by 15. Excludes faculty workload assigned to sections that were cancelled.
Full-Time Equivalent Students (FTES)	1 FTES = 525 contact hours. Cancelled sections and audit enrollments are excluded from this figure.
Load	Weekly Student Contact Hours (WSCH) ÷ FTEF. Cancelled sections and audit enrollments are excluded from this figure.
Fall Unit Load	Based on the unit enrollment districtwide.